

Lieferprogramm

Profilserie Standard

Programme de livraison

Série de profilé Standard

Sales range

Profile series Standard

Ausgeführte Objekte
Objets réalisés
Completed projects

Profilserie Standard
Série de profilés Standard
Profile series Standard

Rue Bergère, Paris/FR (Architekt: Anthony Béchu & Associés, Paris/FR)



SystemübersichtSystembeschreibung
Typenübersicht**Sommaire du système**Description du système
Sommaire des types**Summary of system**System description
Summary of types**2**

ProfilsortimentProfilübersicht
Glasleistenübersicht**Assortiment de profilé**Sommaire des profilés
Sommaire des parclozes**Range of profiles**Summary of profiles
Summary of glazing beads**8**

Zubehör**Accessoires****Accessories****22**

Beispiele TürenSchnittpunkte
Anwendungsbeispiele**Exemples portes**Coupes de détails
Exemples d'application**Examples doors**Section details
Examples of applications**29**

Beispiele FensterSchnittpunkte
Anwendungsbeispiele**Exemples fenêtres**Coupes de détails
Exemples d'application**Examples windows**Section details
Examples of applications**52**

Alle Ausführungen dieser Dokumentation haben wir sorgfältig und nach bestem Wissen zusammengestellt. Wir können aber keine Verantwortung für die Benützung der vermittelten Vorschläge und Daten übernehmen. Wir behalten uns technische Änderungen ohne Vorankündigung vor.
Aktuelle Version auf www.jansen.com

Nous avons apporté le plus grand soin à l'élaboration de cette documentation. Cependant, nous déclinons toute responsabilité pour l'utilisation faite de nos propositions et de nos données.
Nous nous réservons le droit de procéder à des modifications techniques sans préavis.
Version actuelle sur www.jansen.com

All the information contained in this documentation is given to the best of our knowledge and ability. However, we decline all responsibility for the use made of these suggestions and data.
We reserve the right to effect technical modifications without prior warning.
Current version available at www.jansen.com


Merkmale**Caractéristiques****Characteristics**

- Stahlsystem für Türen, Fenster und Festverglasungen
- Bautiefe 40, 50, 60 und 80 mm
- Wandstärken 2 mm
- Aufschlagende (nicht flächenbündige) Konstruktionen
- Systemlösungen für Drehtüren, Pendeltüren, Bogentüren mit oder ohne Seitenteile und Oberlichter
- Systemlösungen für Fensterkonstruktionen mit Bautiefe 50 mm
- Systemlösungen mit Beschlägesortiment für sämtliche Türkonstruktionen zur raschen und funktionssicheren Fertigung
- Stahlprofile blank oder bandverzinkt
- Geeignet für Pulver- und Nasslackbeschichtungen

- Système en acier pour portes, fenêtres et vitrages fixes
- Profondeur de montage 40, 50, 60 et 80 mm
- Épaisseurs de paroi 2 mm
- Constructions à recouvrement (non affleurantes)
- Solutions système pour portes à la française, portes battantes, portes cintrées avec ou sans parties latérales et impostes
- Solutions système pour constructions de fenêtre d'une profondeur d'encastrement de 50
- Solutions système avec choix de ferrures pour toutes les constructions de portes, permettant une réalisation rapide et sûre
- Profilés en acier brut ou galvanisé en continu
- Convient aux revêtements par poudre ou peinture liquide

Profilserie Standard**Série de profilés Standard****Profile series Standard**

- Steel system for doors, windows and fixed glazing
- 40, 50, 60 und 80 mm basic depth
- Wall thicknesses 2 mm
- Pitching (non-flush-mounted) constructions
- System solutions for revolving doors, swing doors, arch doors with or without side frames and transom windows
- System solutions for window constructions with installation depth of 50 mm
- System solutions with range of fittings for all door constructions for quick and functional production
- Raw finish or pre-galvanised steel profiles
- Suitable for powder and wet paint coating





Toleranzen (598.927)

Tolérances (598.927)

Tolerances (598.927)



**Bedienungs-, Pflege- und
Wartungsanleitung (598.461)**

**Instructions d'emploi, d'entretien
et de maintenance (598.468)**

**Operating and maintenance
instructions (598.467)**



**Verarbeitung Jansen-Profilsysteme
(598.477)**

**Usinage systèmes de profilés Jansen
(598.491)**

**Fabrication of Jansen profile systems
(598.492)**

JANlsoft

JANlsoft ermöglicht die Planung, Kalkulation und Konstruktion von Jansen Systemen für Fenster, Türen und Fassaden in 2D sowie 3D. Mit der neuen Version können Planer und Verarbeiter Angebote und Bestellungen mit den entsprechenden Detailzeichnungen und Berechnungen einfach erstellen. Dank der optimierten Softwarefunktionen lässt sich der Prozess von der Arbeitsvorbereitung über die Fertigung noch effizienter gestalten.

Jansen Docu Center

Die Plattform zum effizienten Arbeiten mit Jansen Dokumentationen. Im Jansen Docu Center stehen alle Produktinformationen jederzeit digital in der aktuellsten Version zur Verfügung: von Architekten-Informationen über Bestell- und Fertigungskatalogen bis hin zu Anleitungen und Prospekten sowie Videos. Die Inhalte können einfach und schnell aufgerufen werden. Ein für den Anwender komfortables papierloses Arbeiten, das zahlreiche Vorteile bietet.

Download CAD Daten

DXF

DWG

Sie können die Zeichnungen in den Formaten DXF und/oder DWG herunterladen. Klicken Sie auf das entsprechende Icon und der Download erfolgt.

Die Hinweise «Artikelbibliothek/Türbeschläge/Fensterbeschläge» bedeuten, dass Sie mit einem Klick die gesamte Artikelbibliothek des entsprechenden Systems herunterladen (Profile, Beschläge, Glasleisten, Zubehör etc.).

JANlsoft

JANlsoft permet l'étude, le calcul et la construction de systèmes Jansen en 2D et 3D pour les fenêtres, les portes et les façades. La nouvelle version permet aux projeteurs et aux transformateurs d'établir facilement des offres et des commandes avec les plans de détail et les calculs. Des préparatifs du travail à la commande de la machine, le processus peut être coordonné de manière encore plus efficace grâce aux fonctions optimisées du logiciel.

Jansen Docu Center

La plate-forme pour travailler efficacement avec les documentations Jansen. Le Jansen Docu Center met à votre disposition les informations sur les produits, en format numérique et dans une version actualisée: des catalogues de commande et de fabrication aux instructions et prospectus, en passant par les informations destinées aux architectes et vidéos. Les contenus sont facilement et rapidement accessibles. Une manière de travailler confortable et offrant de nombreux avantages.

Télécharger fichiers DAO

DXF

DWG

Vous pouvez télécharger les dessins aux formats DXF et/ou DWG. Cliquez sur l'icône correspondante et le téléchargement s'effectuera.

Les indications «Bibliothèque des articles/Ferures de porte/Ferures de fenêtres» signifie que vous téléchargez la totalité de la bibliothèque des articles du système donné (profilés, ferrures, parcloles, accessoires etc.).

JANlsoft

JANlsoft allows Jansen systems for windows, doors and façades to be planned, calculated and designed in 2D and 3D. Using the new version, developers and fabricators can easily create quotations and orders with the corresponding detailed drawings and calculations. Thanks to optimised software functionality, the procedure from process planning to fabrication can be made even more efficient.

Jansen Docu Center

The platform for working efficiently with Jansen documentation. The latest version of all the product information is available digitally at any time in the Jansen Docu Center – from order and fabrication manuals to architect information, instructions and brochures and videos. The content can be retrieved quickly and easily. The user can work conveniently without paper, which has numerous benefits.

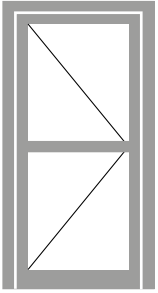
Download CAD files

DXF

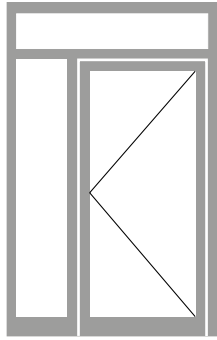
DWG

You can download the drawings in DXF and/or DWG format. Click on the relevant icon to begin the download.

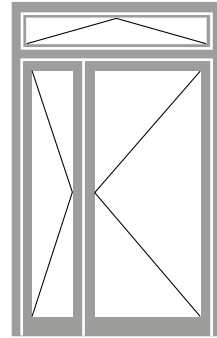
The items «Article library/Door fittings/Window fittings» means that you download the entire article library for the corresponding system with one click (profiles, fittings, glazing beads, accessories etc.).



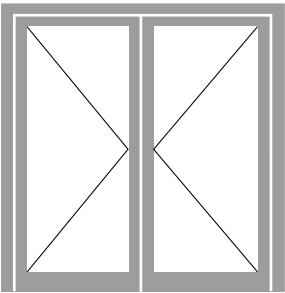
Einflügelige Türe
Porte à un vantail
Single leaf door




Einflügelige Türe mit Seitenteil und Oberlicht
Porte à un vantail avec avec partie latérale
et imposte
Single leaf door with side light and top light




Einflügelige Türe mit beweglichem Seitenteil
und beweglichem Oberlicht
Porte à un vantail avec partie latérale mobile
et imposte mobile
Single leaf door with opening side light
and opening top light



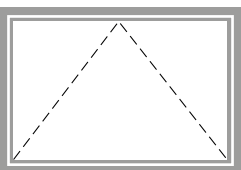
Zweiflügelige Türe
Porte à deux vantaux
Double leaf door



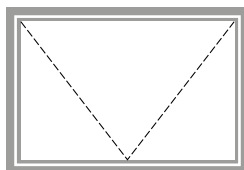
Zweiflügelige Türe mit Oberlicht
Porte à deux vantaux avec imposte
Double leaf door with top light



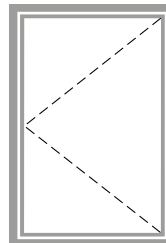
Zweiflügelige Türe mit beweglichem Oberlicht
Porte à deux vantaux avec imposte mobile
Double leaf door with opening top light



Kippflügel
Fenêtre à soufflet
Bottom-hung sash

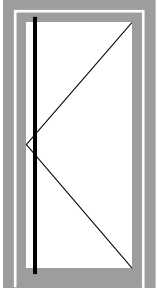


Klappflügel
Fenêtre à clapet
Top-hung sash



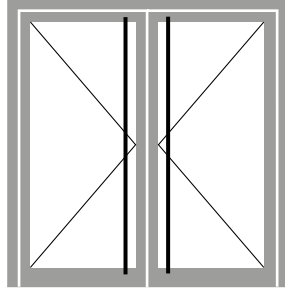
Dreh-Flügel
Fenêtre à la française
Side-hung sash

Pendeltüren




Einflügelige Türe
Porte à un vantail
Single leaf door

Portes va-et-vient



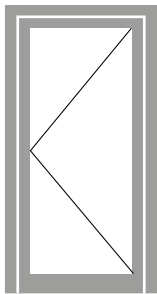
Zweiflügelige Türe
Porte à deux vantaux
Double leaf door

Double action doors



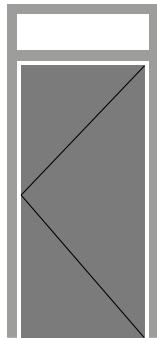
Zweiflügelige Türe mit zwei Seitenteilen und Oberlichtern
Porte à deux vantaux avec deux parties latérales et impostes
Double leaf door with two side lights and top lights

Türen mit Zargenprofilen



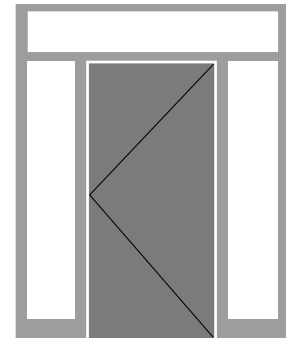
Einflügelige Türe
Porte à un vantail
Single leaf door

Portes avec profilés d' huisserie




Einflügelige Holz- oder Blechtüre mit Oberlicht
Porte à un vantail (en tôle ou en bois) avec imposte
Single leaf door, wood or sheet metal, with top light

Doors with casing sections



Einflügelige Türe mit zwei Seitenteilen und Oberlicht
Porte à un vantail avec deux parties latérales et imposte
Single leaf door with two side lights and top light

Industrietore



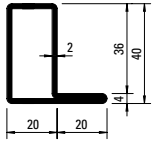
Industrietor 1-flügelig
Porte industrielle à un vantail
Industrial door, single leaf

Portes industrielles

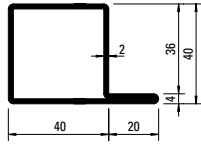
Industrial doors

Profilübersicht 40 mm
Sommaire des profilés 40 mm
Summary of profiles 40 mm

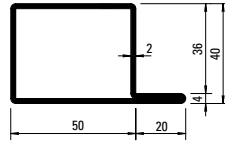
Profilserie Standard
Série de profilés Standard
Profile series Standard



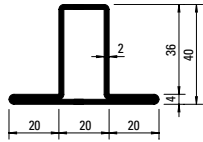
01.415



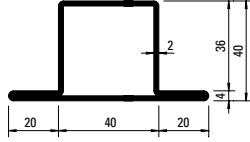
01.485



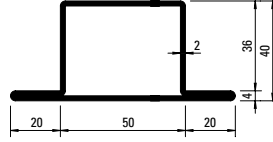
01.487



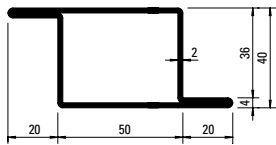
02.415



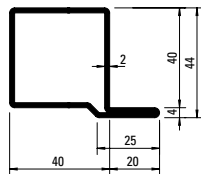
02.485



02.487



03.487



11.485

Oberfläche/Werkstoff

Artikel-Nr.

ohne Zusatz = blank

mit Z = bandverzinkter Stahl

Surface/Matériau

No. d'article

sans supplément = brut

avec Z = bande d'acier zinguée

Surface/Material

Part no.

without addition = bright

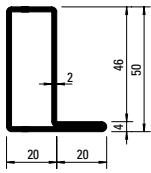
with Z = strip galvanised steel

Profil-Nr.	G kg/m	F cm ²	I _x cm ⁴	W _x cm ³	I _y cm ⁴	W _y cm ³	U m ² /m
01.415	2,350	3,00	6,37	2,56	4,06	1,63	0,160
01.485	2,900	3,70	9,39	3,93	13,30	3,94	0,200
01.487	3,300	4,20	10,90	4,65	20,60	5,40	0,220
02.415	2,970	3,78	7,49	2,72	8,37	2,79	0,200
02.485	3,600	4,58	10,70	4,08	22,30	5,57	0,240
02.487	3,920	5,00	12,30	4,78	32,50	7,22	0,260
03.487	3,920	5,00	13,90	6,95	32,50	7,22	0,260
11.485	3,050	3,88	10,70	4,36	13,60	4,01	0,208

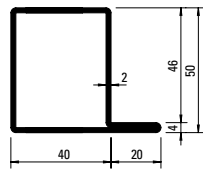
Artikelbibliothek
 Bibliothèque des articles
 Article library

DXF

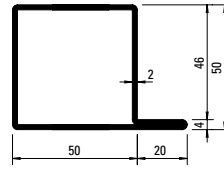
DWG



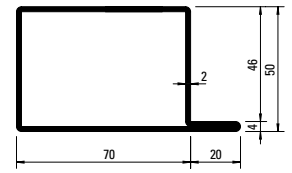
01.535



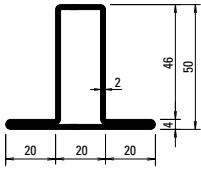
01.565



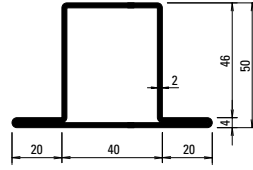
01.570



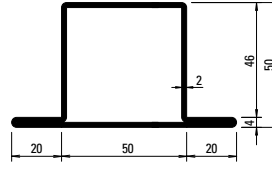
01.590



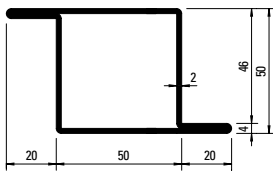
02.535



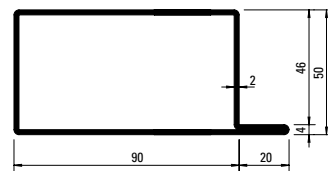
02.565



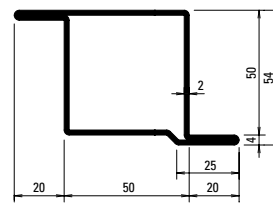
02.570



03.570



01.587



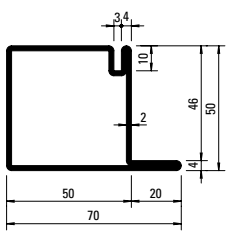
13.570

Profil-Nr.	G kg/m	F cm ²	I _x cm ⁴	W _x cm ³	I _y cm ⁴	W _y cm ³	U m ² /m
01.535	2,680	3,41	11,10	3,65	4,48	1,76	0,180
01.565	3,300	4,20	15,90	5,41	14,80	4,30	0,220
01.570	3,600	4,58	18,20	6,27	23,10	5,94	0,240
01.590	4,220	5,38	23,00	8,10	46,80	9,67	0,280
01.587	4,830	6,15	27,70	9,89	81,20	14,00	0,320
02.535	3,300	4,20	13,10	3,88	8,69	2,89	0,220
02.565	3,920	5,00	18,20	5,63	23,70	5,92	0,260

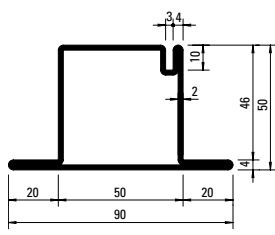
Profil-Nr.	G kg/m	F cm ²	I _x cm ⁴	W _x cm ³	I _y cm ⁴	W _y cm ³	U m ² /m
02.570	4,220	5,38	20,70	6,50	34,90	7,75	0,280
03.570	4,220	5,38	23,30	9,32	34,90	7,75	0,280
13.570	4,300	5,48	25,30	8,90	35,40	7,86	0,288

Profilübersicht 50 mm
Sommaire des profilés 50 mm
Summary of profiles 50 mm

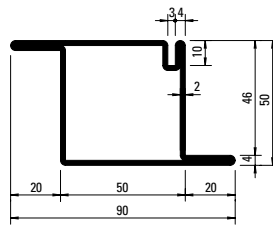
Profilserie Standard
Série de profilés Standard
Profile series Standard



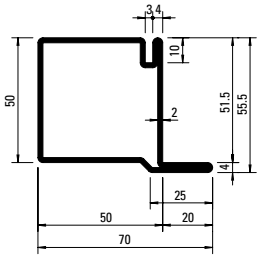
30.030



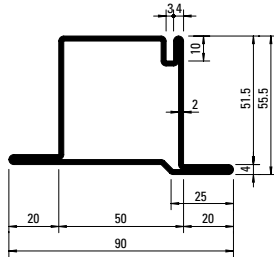
30.235



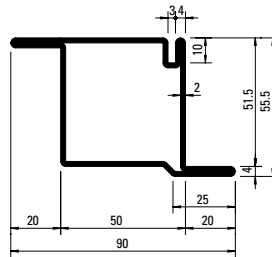
30.265



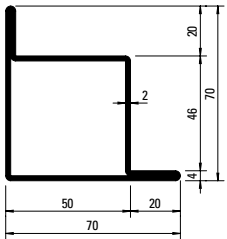
30.430



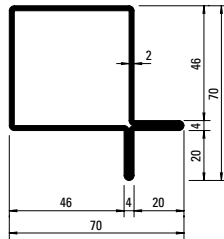
30.628



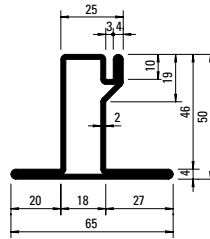
30.465



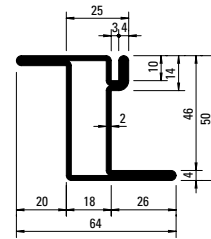
06.570



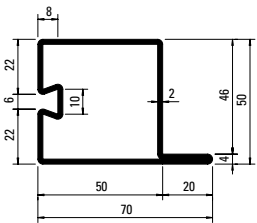
07.570



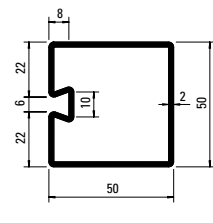
30.600



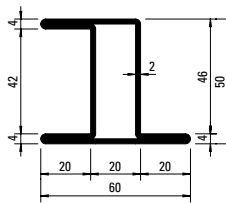
30.620



32.366



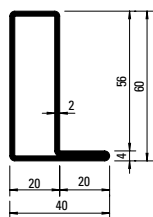
76.726



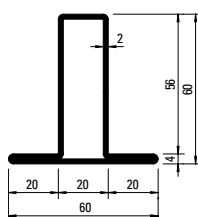
05.535

Profil-Nr.	G kg/m	F cm ²	I _x cm ⁴	W _x cm ³	I _y cm ⁴	W _y cm ³	U m ² /m
05.535	3,860	4,92	19,90	6,93	11,6	3,49	0,260
06.570	4,150	5,29	28,90	6,68	28,9	6,68	0,280
07.570	4,150	5,29	25,10	6,87	25,1	6,87	0,280
30.030	3,900	4,97	19,80	7,20	23,8	6,30	0,260
30.235	4,500	5,74	22,80	7,60	35,6	7,70	0,300
30.265	4,500	5,74	24,30	9,30	35,6	7,70	0,300

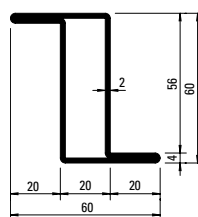
Profil-Nr.	G kg/m	F cm ²	I _x cm ⁴	W _x cm ³	I _y cm ⁴	W _y cm ³	U m ² /m
30.430	3,990	5,08	21,80	7,60	24,0	6,20	0,270
30.628	4,600	5,86	24,60	7,90	35,7	7,60	0,308
30.465	4,600	5,86	26,60	9,20	35,7	7,60	0,308
32.366	3,870	4,93	18,00	6,30	24,2	6,00	0,260
30.600	3,880	4,94	15,00	4,60	14,5	4,20	0,251
30.620	3,880	4,94	19,00	7,00	14,5	4,20	0,251
76.726	3,260	4,15	14,50	5,80	15,3	5,80	0,216



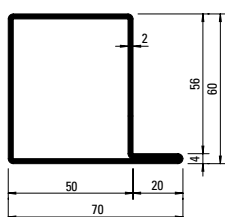
01.635



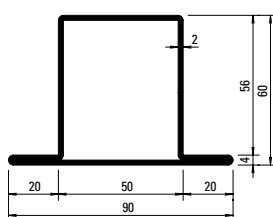
02.635



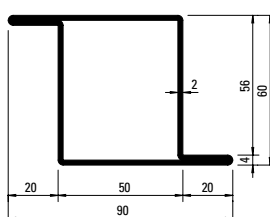
03.635



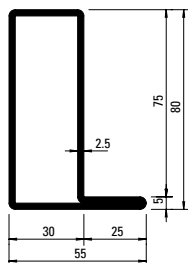
01.685



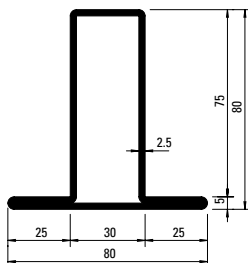
02.685



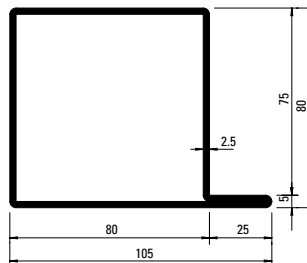
03.685



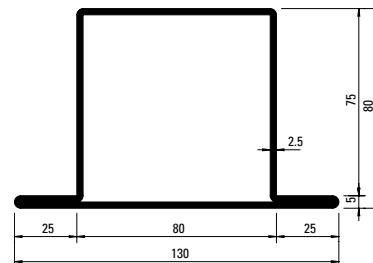
01.730



02.730



01.740



02.740

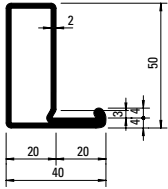
Profil-Nr.	G kg/m	F cm ²	I _x cm ⁴	W _x cm ³	I _y cm ⁴	W _y cm ³	U m ² /m
01.635	3,000	3,82	17,60	4,91	4,88	1,90	0,200
02.635	3,600	4,58	20,80	5,23	9,02	3,00	0,240
03.635	3,600	4,58	25,20	8,40	9,02	3,00	0,240
01.685	3,900	4,97	27,90	8,13	25,60	6,48	0,260
02.685	4,510	5,75	31,80	8,50	37,20	8,26	0,300
03.685	4,510	5,75	35,20	11,70	37,00	8,22	0,300

Profil-Nr.	G kg/m	F cm ²	I _x cm ⁴	W _x cm ³	I _y cm ⁴	W _y cm ³	U m ² /m
01.730	5,020	6,40	52,90	11,20	16,0	4,61	0,263
01.740	7,000	8,92	92,20	20,40	108,0	18,70	0,370
02.730	6,010	7,65	63,20	12,10	28,0	7,00	0,313
02.740	7,950	10,13	104,00	21,20	151,0	23,20	0,420

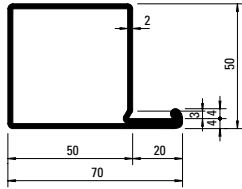
Zargenprofile

Profilés d'huissérie

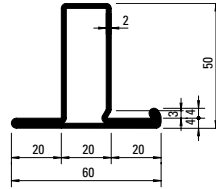
Casing sections



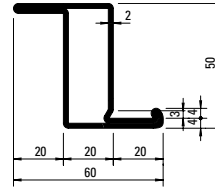
32.109



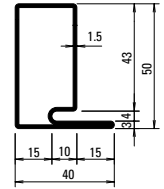
32.042



32.085



32.105



30.021

Oberfläche/Werkstoff

Artikel-Nr.

ohne Zusatz = blank

mit Z = bandverzinkter Stahl

Surface/Matériau

No. d'article

sans supplément = brut

avec Z = bande d'acier zinguée

Surface/Material

Part no.

without addition = bright

with Z = strip galvanised steel

Profil-Nr.	G kg/m	F cm ²	I _x cm ⁴	W _x cm ³	I _y cm ⁴	W _y cm ³	U m ² /m
32.042	3,710	4,73	18,40	6,29	24,20	6,32	0,239
32.085	3,380	4,30	13,30	3,90	9,80	3,10	0,227
32.105	3,380	4,30	17,70	6,80	9,80	3,10	0,227
32.109	2,750	3,50	12,60	4,20	5,40	2,20	0,186
30.021	2,220	2,83	9,48	3,10	3,81	1,59	0,193

Artikelbibliothek
 Bibliothèque des articles
 Article library

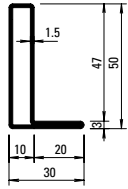
DXF

DWG

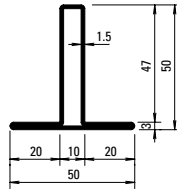
Renovationsprofile

Profilés de rénovation

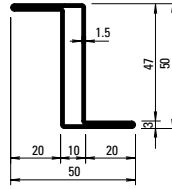
Renovation profiles



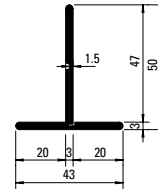
01.531
01.531 Z



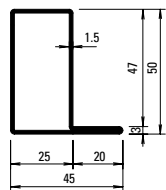
02.531
02.531 Z



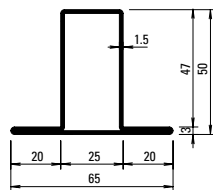
03.531
03.531 Z



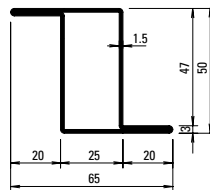
400.023
400.023 Z



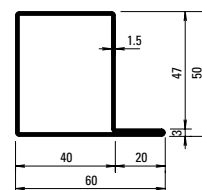
01.534
01.534 Z



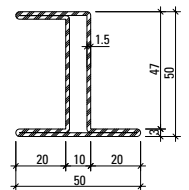
02.534
02.534 Z



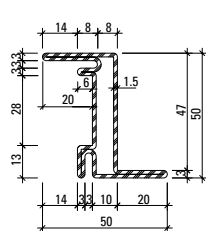
03.534
03.534 Z



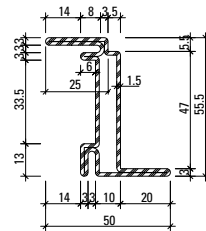
01.564
01.564 Z



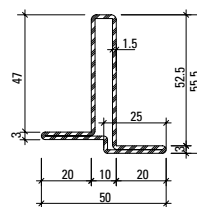
05.531 Z



30.614 Z



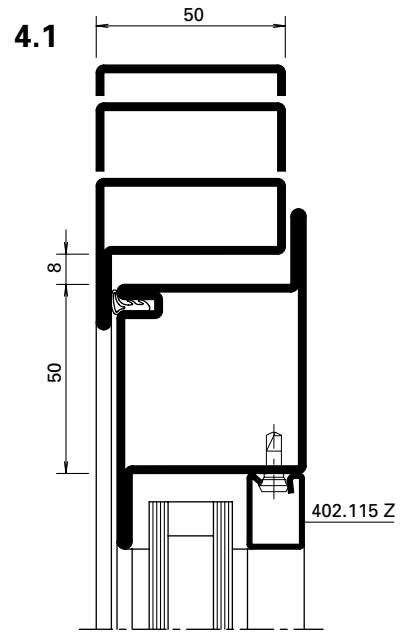
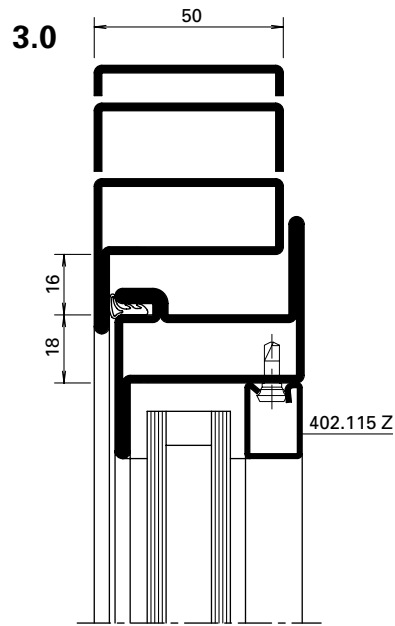
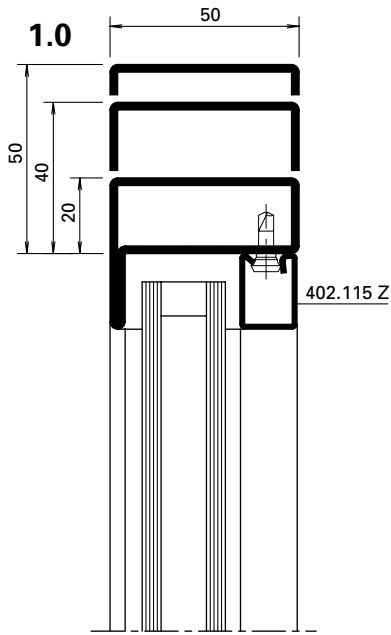
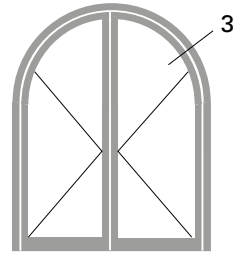
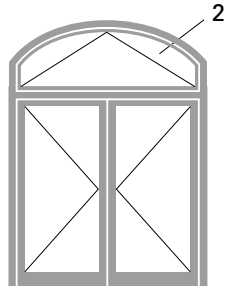

30.613 Z




12.550 Z

Profil-Nr.	G	F	I _x	W _x	I _y	W _y	U
	kg/m	cm ²	cm ⁴	cm ³	cm ⁴	cm ³	m ² /m
01.531	1,881	2,26	6,55	2,11	1,42	0,67	0,155
02.531	2,240	2,86	8,00	2,31	3,26	1,30	0,195
03.531	2,240	2,85	10,63	4,25	3,25	1,30	0,194
05.531	2,700	3,44	13,37	4,61	4,53	1,64	0,234
400.023	2,657	2,62	6,63	1,87	1,91	0,88	0,182

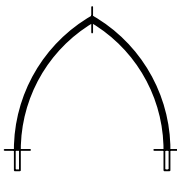
Profil-Nr.	G	F	I _x	W _x	I _y	W _y	U
	kg/m	cm ²	cm ⁴	cm ³	cm ⁴	cm ³	m ² /m
01.534	2,130	2,71	9,35	3,11	4,78	1,73	0,185
02.534	2,590	3,30	10,99	3,30	8,56	2,63	0,224
03.534	2,590	3,30	10,99	3,30	8,56	2,63	0,224
01.564	2,490	3,17	12,10	4,12	11,2	3,25	0,216
30.614	2,710	3,45	12,61	4,79	3,65	1,38	0,234
30.613	2,820	3,60	15,98	5,44	3,66	1,38	0,244
12.550	2,340	3,00	9,49	2,58	3,27	1,30	0,205



Halbrundbogen
 Plein cintre
 Semi-circular arch



Rundbogen
 Arc complet
 Round arch




Spitzbogen
 Ogive
 Gothic arch



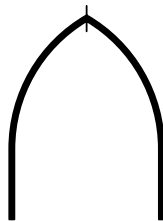
Stichbogen
 Arc bombé
 Segmented arch



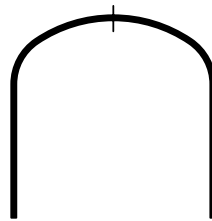
Korbbogen
 Anse de panier
 Oval arch



Halbrundbogen mit Schenkel
 Arc surhaussé
 Semi-circular arch with side extension



Spitzbogen mit Schenkel
 Arc en ogive
 Gothic arch with side extension



Korbbogen mit Schenkel
 Anse de panier prolongée
 Oval arch with side extension

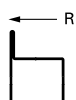
Bogentüren
Portes cintrées
Arched doors

Profilserie Standard
Série de profilés Standard
Profile series Standard

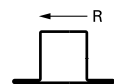
Profil Profilé Profile	Min. Radius Rayon min. Min. radius R
------------------------------	---



01.415	300 mm
01.485	400 mm
01.487	500 mm
01.535	350 mm
01.565	300 mm
01.570	500 mm
01.587	1500 mm
01.592	1500 mm
01.590	1000 mm
01.635	400 mm
01.685	600 mm
01.740	850 mm



01.415	500 mm
01.485	600 mm
01.487	600 mm
01.535	500 mm
01.565	600 mm
01.570	600 mm

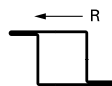


02.415	500 mm
02.485	500 mm
02.487	600 mm
02.535	500 mm
02.565	500 mm
02.570	600 mm
02.635	500 mm
02.685	1000 mm
02.740	1000 mm



02.415	500 mm
02.485	500 mm
02.487	600 mm
02.535	600 mm
02.565	600 mm
02.570	600 mm
02.635	600 mm

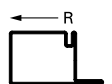
Profil Profilé Profile	Min. Radius Rayon min. Min. radius R
------------------------------	---



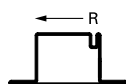
03.487	600 mm
03.570	600 mm
03.635	800 mm
03.685	1000 mm



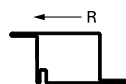
06.570	1500 mm
--------	---------



30.030	500 mm
--------	--------



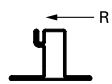
30.235	600 mm
--------	--------



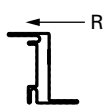
30.265	600 mm
--------	--------



32.042	500 mm
--------	--------



30.600	500 mm
30.620	500 mm



30.614	300 mm
--------	--------

Stahl-Glasleisten Parcloles en acier Steel glazing beads	Min. Radius Rayon min. Min. radius R
--	---



402.112 Z	500 mm
402.115 Z	500 mm
402.120 Z	600 mm
402.125 Z	750 mm
402.130 Z	1000 mm
402.135 Z	1500 mm



62.507 Z	300 mm
62.508 Z	300 mm
62.509 Z	300 mm

Aluminium-Glasleisten Parcloles en aluminium Aluminium glazing beads	Min. Radius Rayon min. Min. radius R
--	---



404.109	400 mm
404.112	400 mm
404.115	400 mm
404.120	400 mm
404.125	450 mm
404.130	500 mm
404.135	600 mm



405.110	500 mm
405.115	500 mm
405.120	500 mm
405.125	800 mm
405.130	1000 mm
406.903	500 mm
406.905	500 mm
406.907	500 mm
406.909	600 mm

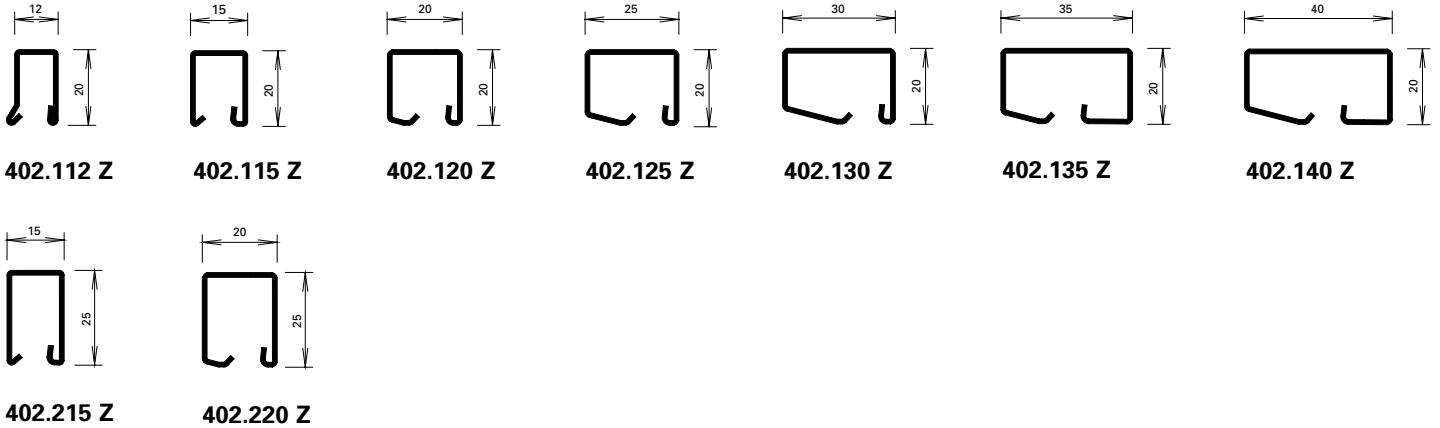
Glasleisten (Massstab 1:2)
Parcloses (échelle 1:2)
Glazing beads (scale 1:2)

Profilserie Standard
 Série de profilés Standard
 Profile series Standard

**Stahl-Glasleisten aus
 bandverzinktem Stahl (Länge 6 m)**


**Parcloses en acier en bandes d'acier
 zinguées (longueur 6 m)**


**Steel glazing beads made of
 galvanised strip (length 6 m)**



 **450.007**
Befestigungsknopf
 VE = 50 Magazine à 10 Knöpfe
Bouton de fixation
 UV = 50 magasins à 10 pièces
Fastening stud
 PU = 50 magazines with 10 studs

 **450.008**
Befestigungsknopf
 VE = 400 Magazine à 10 Knöpfe
Bouton de fixation
 UV = 400 magasins à 10 pièces
Fastening stud
 PU = 400 magazines with 10 studs

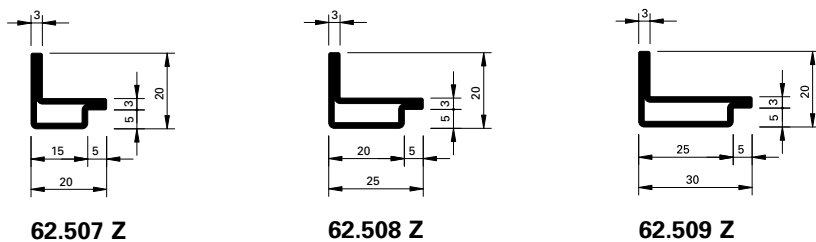
 **450.006**
Befestigungsknopf (kurz) SR1
 Bohrdurchmesser \varnothing 3,5 mm
 VE = 100 Stück
Bouton de fixation (court) SR1
 Diamètre de perçage \varnothing 3,5 mm
 UV = 100 pièces
Fastening stud (short) SR1
 Hole diameter \varnothing 3,5 mm
 PU = 100 pieces

 **450.009**
Befestigungsknopf
 VE = 1000 Stück lose
Bouton de fixation
 UV = 1000 pièces
Fastening stud
 PU = 1000 pieces

**Winkelkontur-Stahl-Glasleisten
 (Länge ca. 6 m)**

**Parcloses en acier à contour angulaire
 (longueur env. 6 m)**

**Angle contour steel glazing beads
 (length approx. 6 m)**



mit Z = bandverzinkter Stahl

avec Z = bande d'acier zinguée

with Z = strip galvanised steel

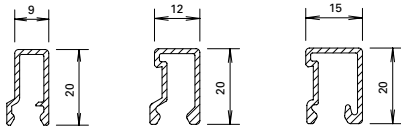
Glasleisten (Massstab 1:2)
Parcloses (échelle 1:2)
Glazing beads (scale 1:2)

Profilserie Standard
 Série de profilés Standard
 Profile series Standard

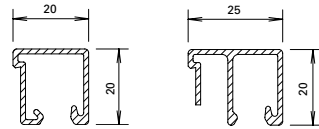
**Aluminium-Glasleisten
 (Länge 6 m)**

**Parcloses en aluminium
 (longueur 6 m)**

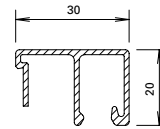
**Aluminium glazing beads
 (length 6 m)**



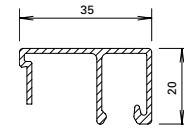
404.109* **404.112** **404.115**



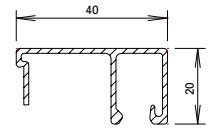
404.120 **404.125**



404.130



404.135



404.140



450.007

Befestigungsknopf

VE = 50 Magazine à 10 Knöpfe

Bouton de fixation

UV = 50 magasins à 10 pièces

Fastening stud

PU = 50 magazines with 10 studs



450.008

Befestigungsknopf

VE = 400 Magazine à 10 Knöpfe

Bouton de fixation

UV = 400 magasins à 10 pièces

Fastening stud

PU = 400 magazines with 10 studs



450.006

Befestigungsknopf (kurz) SR1

Bohrdurchmesser \varnothing 3,5 mm

VE = 100 Stück

Bouton de fixation (court) SR1

Diamètre de perçage \varnothing 3,5 mm

UV = 100 pièces

Fastening stud (short) SR1

Hole diameter \varnothing 3,5 mm

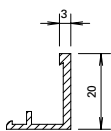
PU = 100 pieces

* nur für Paneele geeignet
 * uniquement pour panneaux
 * only suitable for panels

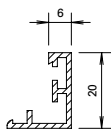
**Aluminium-Glasleisten
 (Länge 6 m)**

**Parcloses en aluminium
 (longueur 6 m)**

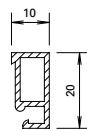
**Aluminium glazing beads
 (length 6 m)**



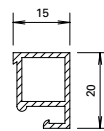
405.103



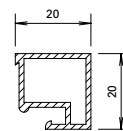
405.106



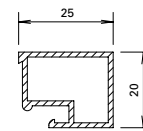
405.110



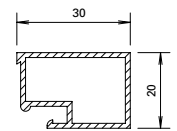
405.115



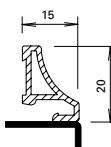
405.120



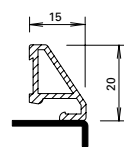
405.125



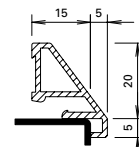
405.130



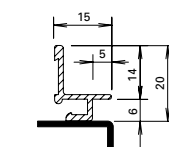
406.905



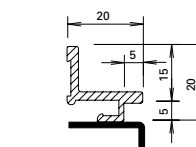
406.907



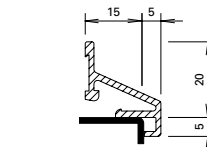
406.901



406.903



406.909



406.996



450.022

Befestigungsfeder

Edelstahl, inkl. Schraube,
 Bohrdurchmesser \varnothing 3,5 mm
 VE = 100 Stück

Ressort de fixation

acier Inox, vis inclus,
 diamètre de perçage \varnothing 3,5 mm
 UV = 100 pièces

Fixing spring

stainless steel, incl. screw,
 hole diameter \varnothing 3,5 mm
 PU = 100 pieces



450.020

Befestigungsknopf

Kunststoff
 VE = 100 Stück

Bouton de fixation

matière plastique
 UV = 100 pièces

Fastening stud

plastic
 PU = 100 pieces



450.021

Schraube M3x12

Stahl verzinkt,
 Bohrdurchmesser \varnothing 2,8 mm
 VE = 100 Stück

Vis M3x12

acier zingué,
 diamètre de perçage \varnothing 2,8 mm
 UV = 100 pièces

Screw M3x12

galvanised steel,
 hole diameter \varnothing 2,8 mm
 PU = 100 pieces

Glasleisten
Parcloses
Glazing beads

Artikel-Nr.	G kg/m	B m ² /m
402.112 Z	0,550	0,062
402.115 Z	0,600	0,066
402.120 Z	0,670	0,074
402.125 Z	0,740	0,083
402.130 Z	0,844	0,092
402.135 Z	0,960	0,103
402.140 Z	1,045	0,112
402.215 Z	0,690	0,068
402.220 Z	0,770	0,082

Artikel-Nr.	G kg/m	B m ² /m
62.507 Z	0,840	0,076
62.508 Z	0,960	0,086
62.509 Z	1,090	0,096

Artikel-Nr.	G kg/m	U m ² /m	P m ² /m
404.109	0,180	0,102	0,029
404.112	0,202	0,110	0,032
404.115	0,226	0,117	0,035
404.120	0,252	0,148	0,040
404.125	0,310	0,178	0,045
404.130	0,330	0,188	0,050
404.135	0,350	0,198	0,055
404.140	0,380	0,208	0,060

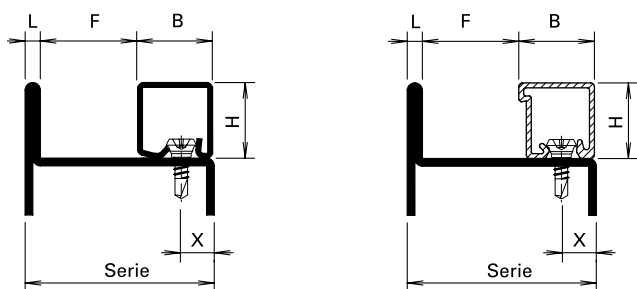
Profilserie Standard
Série de profilés Standard
Profile series Standard

Artikel-Nr.	G kg/m	U m ² /m	P m ² /m
405.103	0,197	0,082	0,023
405.106	0,212	0,109	0,026
405.110	0,204	0,074	0,030
405.115	0,240	0,084	0,035
405.120	0,295	0,093	0,040
405.125	0,330	0,103	0,045
405.130	0,365	0,113	0,050
406.901	0,280	0,104	0,040
406.903	0,157	0,082	0,039
406.905	0,211	0,075	0,029
406.907	0,217	0,075	0,029
406.909	0,252	0,094	0,045
406.996	0,246	0,119	0,039

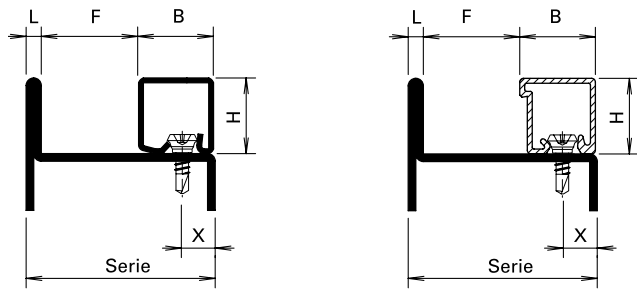
G = Gewicht
 B = Beschichtungsfläche
 U = Abwicklung umlaufend
 P = Polierabwicklung

G = Poids
 B = Surface à traiter
 U = Périmètre extérieur
 P = Périmètre à polir

G = Weight
 B = Coated surface
 U = Circumferential development
 P = Circumferential polishing



Serie mm	L mm	F mm	Artikel-Nr. No d'article Code no.	H mm	B mm	Knopf Bouton Stud	x mm
40	4	11	402.125 Z	20	25	450.007	9
40	4	16	402.120 Z	20	20	450.007	9
40	4	21	402.115 Z	20	15	450.007	9
40	4	24	402.112 Z	20	12	450.007	9
40	4	11	404.125	20	25	450.007	9
40	4	16	404.120	20	20	450.007	9
40	4	21	404.115	20	15	450.007	9
40	4	24	404.112	20	12	450.007	7
40	4	27	404.109	20	9	450.007	7
50	4	11	402.135 Z	20	35	450.007	18
50	4	16	402.130 Z	20	30	450.007	9
50	4	21	402.125 Z	20	25	450.007	9
50	4	26	402.120 Z	20	20	450.007	9
50	4	31	402.115 Z	20	15	450.007	9
50	4	34	402.112 Z	20	12	450.007	7
50	4	11	404.135	20	35	450.007	9
50	4	16	404.130	20	30	450.007	9
50	4	21	404.125	20	25	450.007	9
50	4	26	404.120	20	20	450.007	9
50	4	31	404.115	20	15	450.007	9
50	4	34	404.112	20	12	450.007	7
50	4	37	404.109	20	9	450.007	7

Glasfalzmasse**Dimension de la feuillure****Glazing rebate sizes****Profilsérie Standard****Série de profilés Standard****Profile series Standard**

Serie mm	L mm	F mm	Artikel-Nr. No d'article Code no.	H mm	B mm	Knopf Bouton Stud	x mm
60	4	16	402.140 Z	20	40	450.007	18
60	4	21	402.135 Z	20	35	450.007	18
60	4	26	402.130 Z	20	30	450.007	9
60	4	31	402.125 Z	20	25	450.007	9
60	4	36	402.120 Z	20	20	450.007	9
60	4	41	402.115 Z	20	15	450.007	9
60	4	44	402.112 Z	20	12	450.007	7
60	4	21	404.135	20	35	450.007	9
60	4	26	404.130	20	30	450.007	9
60	4	31	404.125	20	25	450.007	9
60	4	36	404.120	20	20	450.007	9
60	4	41	404.115	20	15	450.007	9
60	4	44	404.112	20	12	450.007	7
60	4	47	404.109	20	9	450.007	7
80	5	55	402.220 Z	25	20	450.007	9
80	5	60	402.215 Z	25	15	450.007	9

Wir empfehlen, die Glasleisten nur auf der Raumseite anzuwenden.

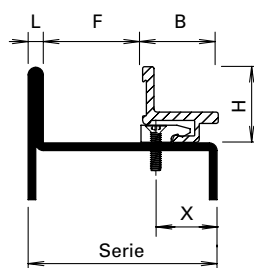
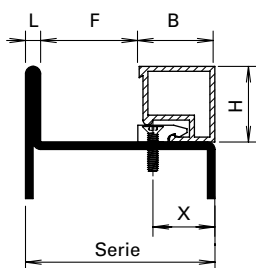
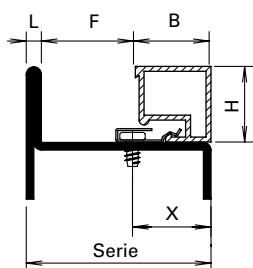
Die Masse F und x entsprechen ungefähr rahmenbündiger Glasleisten-Montage. Je nach Wandstärke der Profilstahlrohre können die Kantenradien grösser sein und aus optischen Gründen eine Veränderung des Bohrabstandes x bedingen.

Nous recommandons de n'utiliser les parclozes que du côté intérieur.

Les distances F et x correspondent à peu près au montage des parclozes à fleur du cadre. Selon l'épaisseur de la parois du tube profilé en acier, les rayons des arêtes peuvent être plus grands ce qui peut, pour des raisons d'optique, entraîner un changement de la distance de perçage x.

We recommend fitting the glazing beads on the room-side only.

Distances F and x correspond approximately to glazing beads mounted flush to the frame. Depending on the thickness of the walls of the steel sections, the radius of the edges may be larger and may require a different drilling distance x for visual effect.



Serie	L	F	Artikel-Nr. No d'article Code no.	H	B	Knopf Bouton Stud	x	Feder Ressort Spring	x
mm	mm	mm		mm	mm		mm		mm
40	4	11	405.125	20	25	450.020	21	450.022	26
40	4	16	405.120	20	20	450.020	16	450.022	21
40	4	21	405.115	20	15	450.020	11	450.022	16
40	4	26	405.110	20	10	450.020	11	450.022	16
40	4	30	405.106	20	6	450.020	21	450.022	26
40	4	33	405.103	20	3	450.020	21	450.022	26
40	4	21	406.996	20	15	450.020	11	450.022	16
40	4	16	406.909	20	20	450.020	16	450.022	21
40	4	21	406.907	20	15	450.020	11	450.022	16
40	4	21	406.905	20	15	450.020	11	450.022	16
40	4	21	406.903	20	15	450.020	16	450.022	21
40	4	21	406.901	20	15	450.020	11	450.022	16
50	4	16	405.130	20	30	450.020	26	450.022	31
50	4	21	405.125	20	25	450.020	21	450.022	26
50	4	26	405.120	20	20	450.020	16	450.022	21
50	4	31	405.115	20	15	450.020	11	450.022	16
50	4	36	405.110	20	10	450.020	11	450.022	16
50	4	40	405.106	20	6	450.020	21	450.022	26
50	4	43	405.103	20	3	450.020	21	450.022	26
50	4	31	406.996	20	15	450.020	11	450.022	16
50	4	26	406.909	20	20	450.020	16	450.022	21
50	4	31	406.907	20	15	450.020	11	450.022	16
50	4	31	406.905	20	15	450.020	11	450.022	16
50	4	31	406.903	20	15	450.020	16	450.022	21
50	4	31	406.901	20	15	450.020	11	450.022	16
60	4	26	405.130	20	30	450.020	26	450.022	31
60	4	31	405.125	20	25	450.020	21	450.022	26
60	4	36	405.120	20	20	450.020	16	450.022	21
60	4	41	405.115	20	15	450.020	11	450.022	16
60	4	46	405.110	20	10	450.020	11	450.022	16
60	4	50	405.106	20	6	450.020	21	450.022	26
60	4	53	405.103	20	3	450.020	21	450.022	26
60	4	41	406.996	20	15	450.020	16	450.022	21
60	4	36	406.909	20	20	450.020	16	450.022	21
60	4	41	406.907	20	15	450.020	11	450.022	16
60	4	41	406.905	20	15	450.020	11	450.022	16
60	4	41	406.903	20	15	450.020	16	450.022	21
60	4	41	406.901	20	15	450.020	16	450.022	21



455.000
Türdichtung
EPDM, schwarz

VE = 100 m

455.000
Joint de porte
EPDM, noir

UV = 100 m

455.000
Door weatherstrip
EPDM, black

PU = 100 m



455.997
Dichtung
EPDM, schwarz

VE = 50 m

455.997
Joint
EPDM, noir

UV = 50 m

455.997
Weatherstrip
EPDM, black

PU = 50 m



455.200
Dichtung
EPDM, schwarz

VE = 6 m

455.200
Joint
EPDM, noir

UV = 6 m

455.200
Weatherstrip
EPDM, black

PU = 6 m



455.201
Schwelldichtung
EPDM, schwarz,
Lappenlänge 14 mm

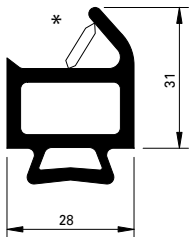
VE = 25 m

455.201
Joint de socle
EPDM, noir,
longueur lèvre 14 mm

UV = 25 m

455.201
Bottom rail weatherstrip
EPDM, black,
lip length 14 mm

PU = 25 m



559.002
Dichtung
EPDM, schwarz

VE = 24 m

559.002
Joint
EPDM, noir

UV = 24 m

559.002
Weatherstrip
EPDM, black

PU = 24 m

* Vor der Montage entfernen

* A enlever avant le montage

* Remove before fitting



455.006
Türdichtung
EPDM, schwarz

VE = 100 m

* Vor der Montage entfernen

455.006
Joint de porte
EPDM, noir

UV = 100 m

* A enlever avant le montage

455.006
Door weatherstrip
EPDM, black

PU = 100 m

* Remove before fitting



450.030 9 x 4 mm
450.031 9 x 5 mm
450.032 9 x 6 mm
450.034 9 x 8 mm
450.035 14 x 4 mm
450.036 14 x 5 mm
450.037 14 x 6 mm

Distanzband
aus Zellpolyethylen,
geschlossen, weiss,
selbstklebend

VE = 50 m

450.030 9 x 4 mm
450.031 9 x 5 mm
450.032 9 x 6 mm
450.034 9 x 8 mm
450.035 14 x 4 mm
450.036 14 x 5 mm
450.037 14 x 6 mm

Bande d'écartement
en polyéthylène cellulaire,
à cellules fermées, blanche,
auto-adhésive

UV = 50 m

450.030 9 x 4 mm
450.031 9 x 5 mm
450.032 9 x 6 mm
450.034 9 x 8 mm
450.035 14 x 4 mm
450.036 14 x 5 mm
450.037 14 x 6 mm

Packing tape
closed cell polyethylene,
white, self-adhesive

PU = 50 m



450.060 9 x 4 mm
450.061 9 x 5 mm
450.062 9 x 6 mm
450.064 9 x 8 mm

Distanzband
aus Zellpolyethylen,
geschlossen, schwarz,
selbstklebend

VE = 50 m

450.060 9 x 4 mm
450.061 9 x 5 mm
450.062 9 x 6 mm
450.064 9 x 8 mm

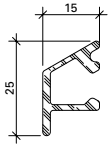
Bande d'écartement
en polyéthylène cellulaire,
à cellules fermées, noire,
auto-adhésive

UV = 50 m

450.060 9 x 4 mm
450.061 9 x 5 mm
450.062 9 x 6 mm
450.064 9 x 8 mm

Packing tape
closed cell polyethylene,
black, self-adhesive

PU = 50 m



407.001

Wetterschenkel
Aluminium, roh

Gewicht 0,266 kg/m
U = 0,100 m²/m
P = 0,034 m²/m

Länge 6 m

Befestigungsknopf 450.006/007
Endstück 450.050

407.001

Renvoi d'eau
aluminium, brut

poids 0,266 kg/m
U = 0,100 m²/m
P = 0,034 m²/m

Longueur 6 m

Bouton de fixation 450.006/007
Embout 450.050

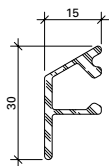
407.001

Weatherbar
aluminium, mill finish

weight 0,266 kg/m
U = 0,100 m²/m
P = 0,034 m²/m

Length 6 m

Fixing stud 450.006/007
End piece 450.050



407.002

Wetterschenkel
Aluminium, roh

Gewicht 0,290 kg/m
U = 0,114 m²/m
P = 0,040 m²/m

Länge 6 m

Befestigungsknopf 450.006/007
Endstück 450.051

407.002

Renvoi d'eau
aluminium, brut

poids 0,290 kg/m
U = 0,114 m²/m
P = 0,040 m²/m

Longueur 6 m

Bouton de fixation 450.006/007
Embout 450.051

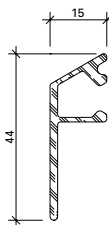
407.002

Weatherbar
aluminium, mill finish

weight 0,290 kg/m
U = 0,114 m²/m
P = 0,040 m²/m

Length 6 m

Fixing stud 450.006/007
End piece 450.051



407.004

Wetterschenkel
Aluminium, roh

Gewicht 0,360 kg/m
U = 0,142 m²/m
P = 0,054 m²/m

Länge 6 m

Befestigungsknopf 450.006/007

407.004

Renvoi d'eau
aluminium, brut

poids 0,360 kg/m
U = 0,142 m²/m
P = 0,054 m²/m

Longueur 6 m

Bouton de fixation 450.006/007

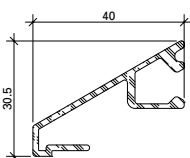
407.004

Weatherbar
aluminium, mill finish

weight 0,360 kg/m
U = 0,142 m²/m
P = 0,054 m²/m

Length 6 m

Fixing stud 450.006/007



407.003

Wetterschenkel
Aluminium, roh

Gewicht 0,434 kg/m
U = 0,190 m²/m
P = 0,059 m²/m

Länge 6 m

Befestigungsknopf 450.006/007

407.003

Renvoi d'eau
aluminium, brut

poids 0,434 kg/m
U = 0,190 m²/m
P = 0,059 m²/m

Longueur 6 m

Bouton de fixation 450.006/007

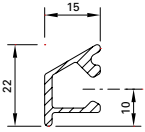
407.003

Weatherbar
aluminium, mill finish

weight 0,434 kg/m
U = 0,190 m²/m
P = 0,059 m²/m

Length 6 m

Fixing stud 450.006/007



407.007

Wetterschenkel
Aluminium, roh

Gewicht 0,242 kg/m
U = 0,095 m²/m
P = 0,031 m²/m

Länge 6 m

Befestigungsknopf 450.006/007

407.007

Renvoi d'eau
aluminium, brut

poids 0,242 kg/m
U = 0,095 m²/m
P = 0,031 m²/m

Longueur 6 m

Bouton de fixation 450.006/007

407.007

Weatherbar
aluminium, mill finish

weight 0,242 kg/m
U = 0,095 m²/m
P = 0,031 m²/m

Length 6 m

Fixing stud 450.006/007



450.050

Endstück
Kunststoff, schwarz,
für Wetterschenkel 400.859
und 407.001

VE = je 10 Stück
(links und rechts)

450.050

Embout
matière plastique, noire,
pour renvoi d'eau 400.859
et 407.001

UV = 10 paires
(gauche et droite)

450.050

End piece
plastic, black,
for weatherbar 400.859
and 407.001

PU = 10 pieces each
(left and right)

450.051

Endstück
Kunststoff, schwarz,
für Wetterschenkel 407.002

VE = je 10 Stück
(links und rechts)

450.051

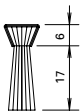
Embout
matière plastique, noire,
pour renvoi d'eau 407.002

UV = 10 paires
(gauche et droite)

450.051

End piece
plastic, black,
for weatherbar 407.002

PU = 10 pieces each
(left and right)



455.295 VE = 1 m
455.296 VE = 4,5 m

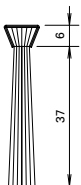
Bürste
Nylon, schwarz

455.295 UV = 1 m
455.296 UV = 4,5 m

Brosse
Nylon, noir

455.295 PU = 1 m
455.296 PU = 4,5 m

Brush
nylon, black



455.297 VE = 1 m
455.298 VE = 4,5 m

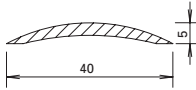
Bürste
Nylon, schwarz

455.297 UV = 1 m
455.298 UV = 4,5 m

Brosse
Nylon, noir

455.297 PU = 1 m
455.298 PU = 4,5 m

Brush
nylon, black



407.040

Schwelle

Aluminium, roh

Gewicht 0,200 kg/m

U = 0,084 m²/m

P = 0,043 m²/m

Länge 6 m

407.040

Seuil

aluminium, brut

poids 0,200 kg/m

U = 0,084 m²/m

P = 0,043 m²/m

Longueur 6 m

407.040

Threshold

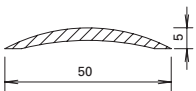
aluminium, mill finish

weight 0,200 kg/m

U = 0,084 m²/m

P = 0,043 m²/m

Length 6 m



407.041

Schwelle

Aluminium, roh

Gewicht 0,325 kg/m

U = 0,104 m²/m

P = 0,053 m²/m

Länge 6 m

407.041

Seuil

aluminium, brut

poids 0,325 kg/m

U = 0,104 m²/m

P = 0,053 m²/m

Longueur 6 m

407.041

Threshold

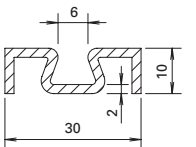
aluminium, mill finish

weight 0,325 kg/m

U = 0,104 m²/m

P = 0,053 m²/m

Length 6 m



407.101

Zusatzprofil

Aluminium, roh

Gewicht 0,310 kg/m

U = 0,130 m²/m

P = 0,044 m²/m

Länge 6 m

407.101

Profilé complémentaire

aluminium, brut

poids 0,310 kg/m

U = 0,130 m²/m

P = 0,044 m²/m

Longueur 6 m

407.101

Additional profile

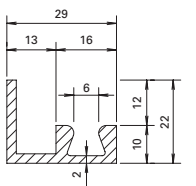
aluminium, mill finish

weight 0,310 kg/m

U = 0,130 m²/m

P = 0,044 m²/m

Length 6 m



407.103

Zusatzprofil

Aluminium, roh

Gewicht 0,460 kg/m

U = 0,130 m²/m

Länge 6 m

407.103

Profilé complémentaire

aluminium, brut

poids 0,460 kg/m,

U = 0,130 m²/m

Longueur 6 m

407.103

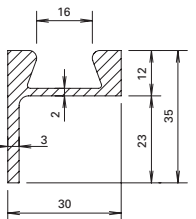
Additional profile

aluminium, mill finish

weight 0,460 kg/m

U = 0,130 m²/m

Length 6 m



407.105

Zusatzprofil

Aluminium, roh

Gewicht 0,720 kg/m

U = 0,150 m²/m

Länge 6 m

407.105

Profilé complémentaire

aluminium, brut

poids 0,720 kg/m,

U = 0,150 m²/m

Longueur 6 m

407.105

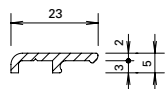
Additional profile

aluminium, mill finish

weight 0,720 kg/m

U = 0,150 m²/m

Length 6 m



407.099

Zusatzprofil

Aluminium, roh

Gewicht 0,170 kg/m
U = 0,062 m²/m

Länge 6 m

407.099

Profilé complémentaire

aluminium, brut

poids 0,170 kg/m
U = 0,062 m²/m

Longueur 6 m

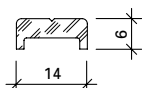
407.099

Additional profile

aluminium, mill finish

weight 0,170 kg/m
U = 0,062 m²/m

Length 6 m



407.090

Zusatzprofil

Aluminium, roh,
für Flügelfalz-Entwässerung

Gewicht 0,161 kg/m
U = 0,044 m²/m

Länge 6 m

407.090

Profilé complémentaire

aluminium brut, pour
drainage feuillure de fenêtre

poids 0,161 kg/m
U = 0,044 m²/m

Longueur 6 m

407.090

Additional profile

aluminium mill finish,
for vent rebate drainage

weight 0,161 kg/m
U = 0,044 m²/m

Length 6 m



450.106

Dichtmasse

transparent, Silikon dünnflüssig,
für Abdichtungen von kleinen
Fugen, inkl. Ausspritzdüsen

VE = 2 Kartuschen 310 ml

450.106

Pâte d'étanchéité

transparente, silicone fluide,
pour étanchéification de petits
joints, avec gicleurs d'éjection

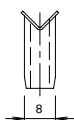
UV = 2 cartouches de 310 ml

450.106

Sealing compound

transparent, thin silicone, for
sealing small joints, includes
spray nozzles

PU = 2 cartridges 310 ml



450.045

Wasserablauf-Tülle

aus Kupfer, vernickelt

VE = 100 Stück

450.045

Douille d'écoulement

en cuivre, nickelé

UV = 100 pièces

450.045

Draining pipe

copper, nickel-plated

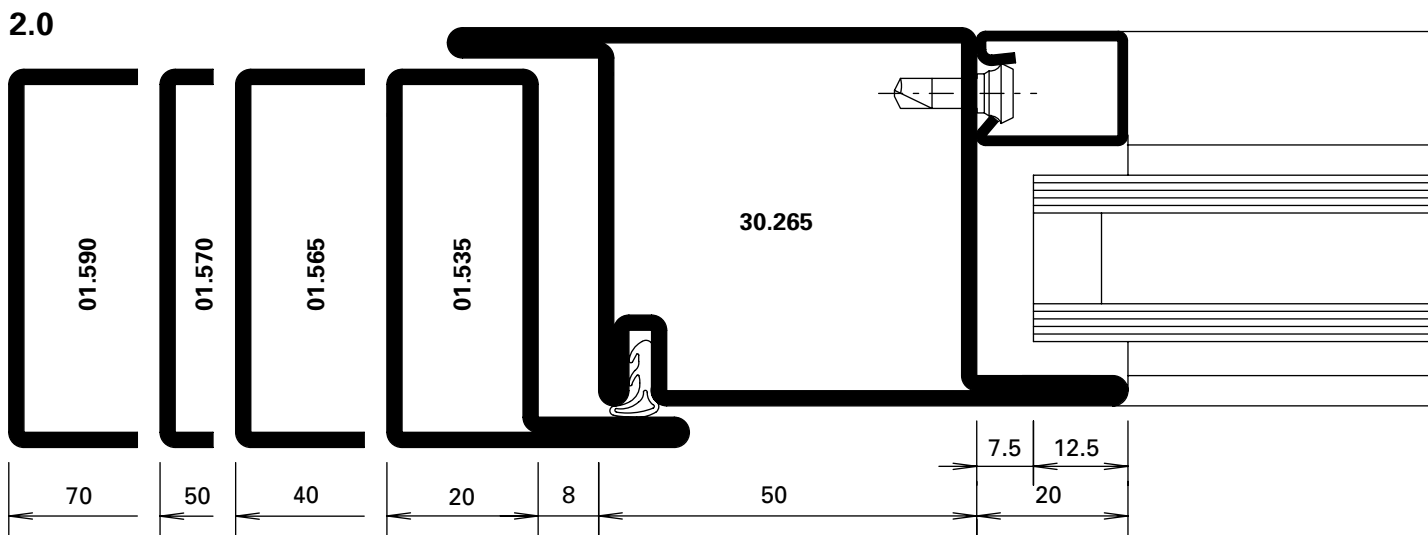
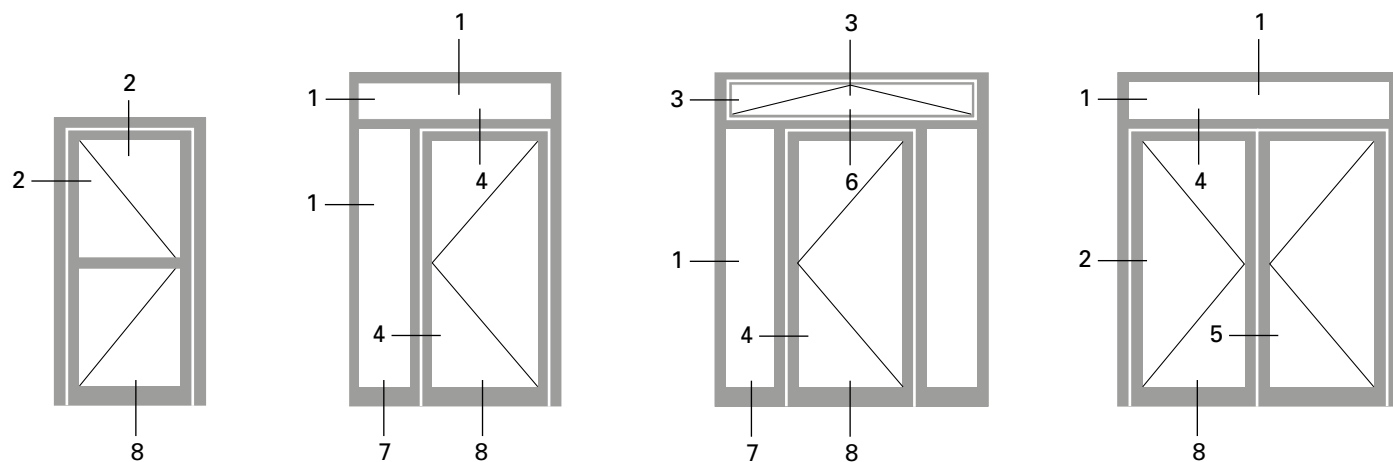
PU = 100 pieces

Ausgeführte Objekte
Objets réalisés
Completed projects

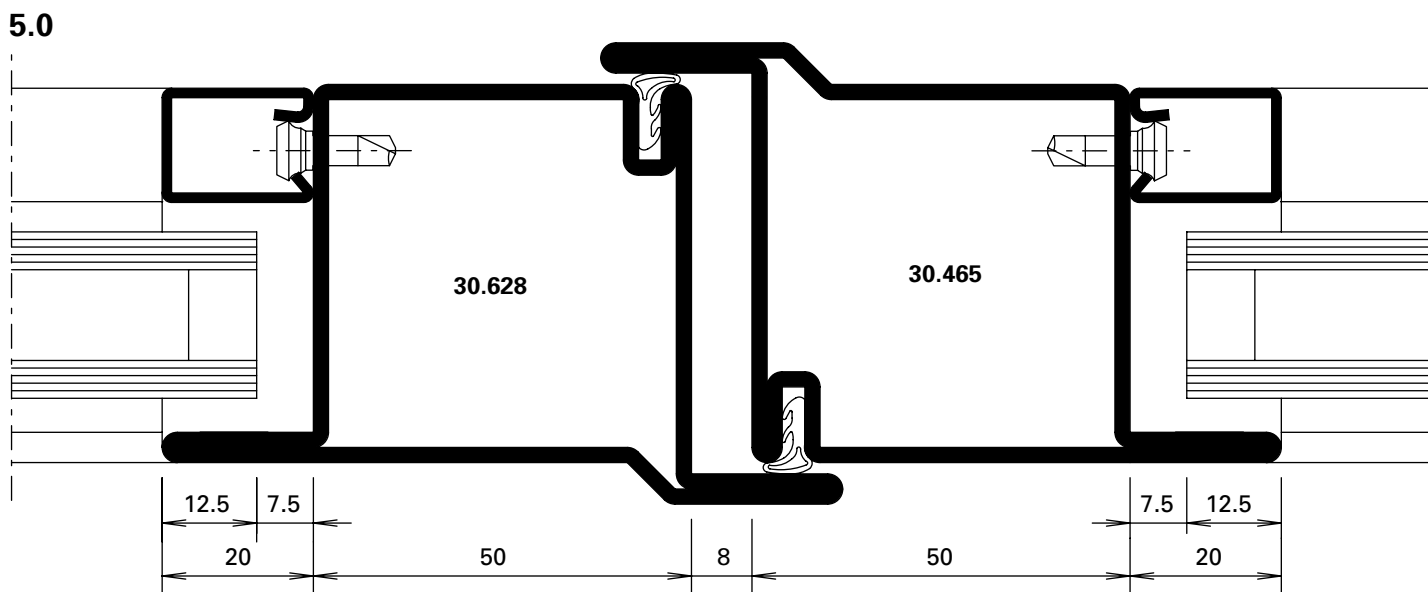
Profilserie Standard
Série de profilés Standard
Profile series Standard

Wohn- und Gasthaus an der IJburglaan, Amsterdam/NL (Architekt: Architektenbüro Maccreanor Lavington, Rotterdam/NL)



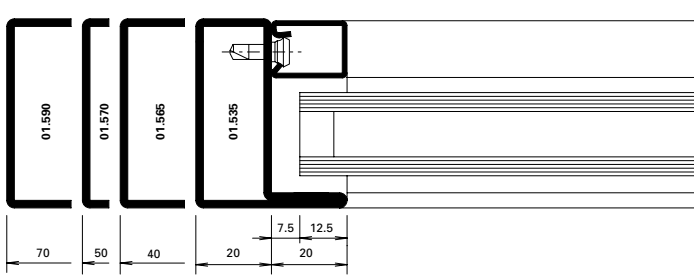


DXF **DWG** D-705-C-001



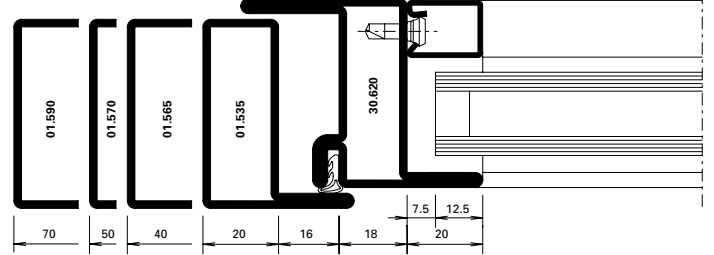
DXF **DWG** D-705-C-002

1.0



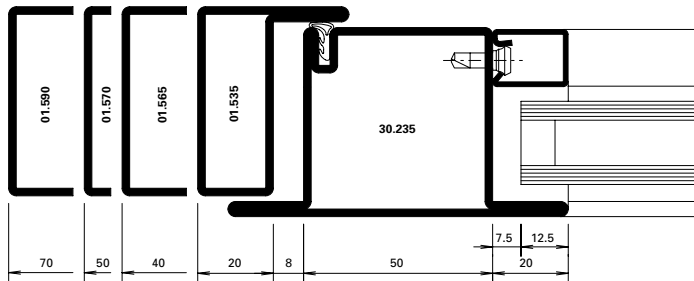
DXF **DWG** *D-705-C-003*

3.0



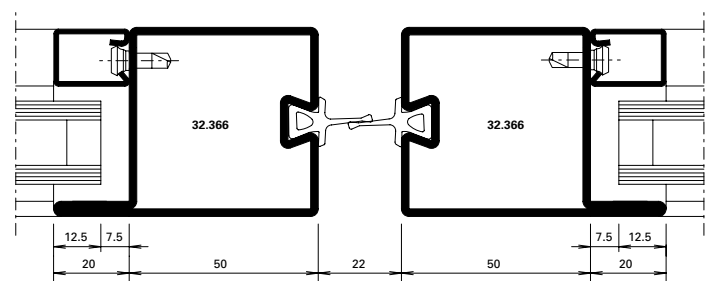
DXF **DWG** *D-705-C-004*

2.1



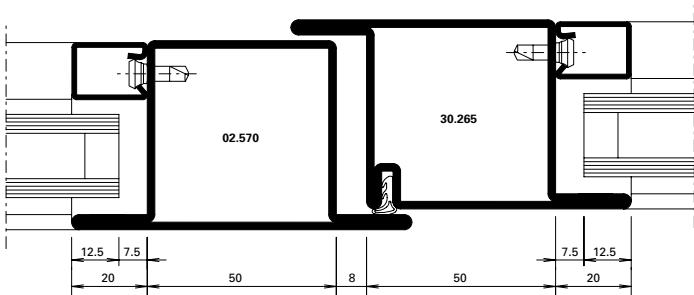
DXF **DWG** *D-705-C-005*

5.1



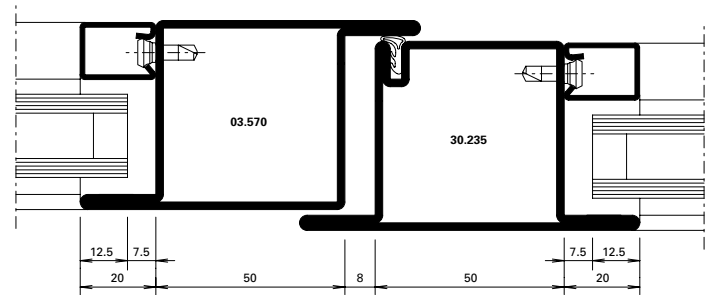
DXF **DWG** *D-705-C-006*

4.0



DXF **DWG** *D-705-C-007*

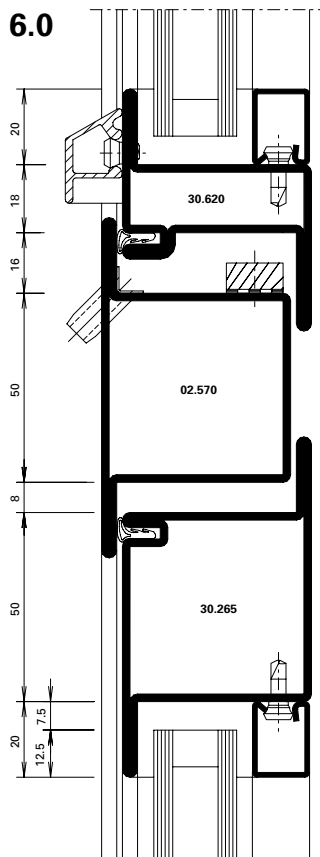
4.1



DXF **DWG** *D-705-C-008*

Schnittpunkte Türen im Masstab 1:2
Coupe de détails portes à l'échelle 1:2
Section details doors on scale 1:2

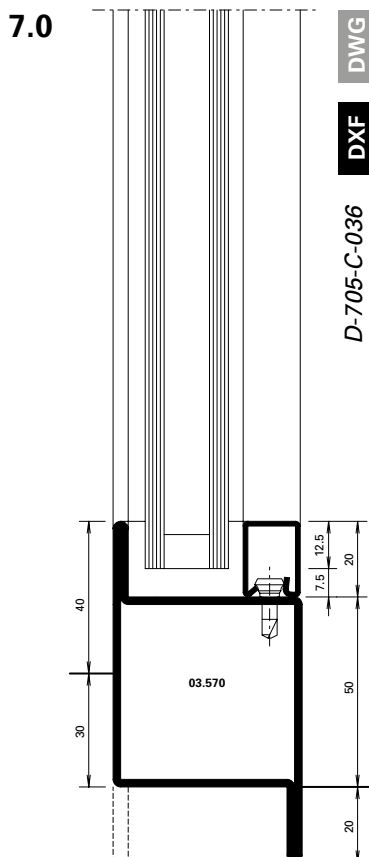
Profilserie Standard
Série de profilés Standard
Profile series Standard



DWG

DXF

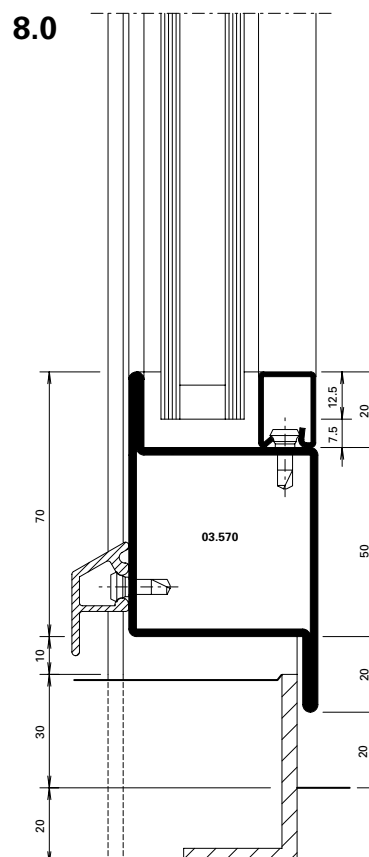
D-705-C-009



DWG

DXF

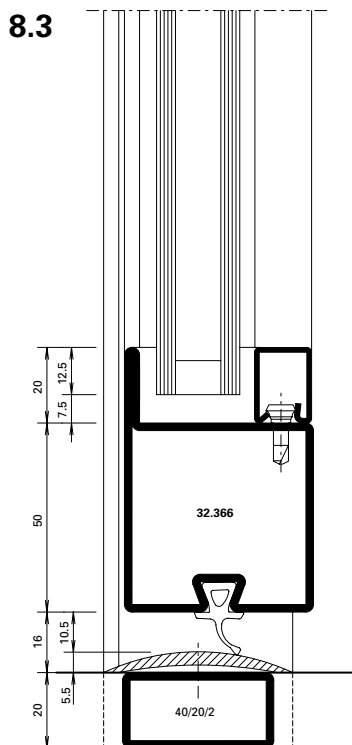
D-705-C-036



DWG

DXF

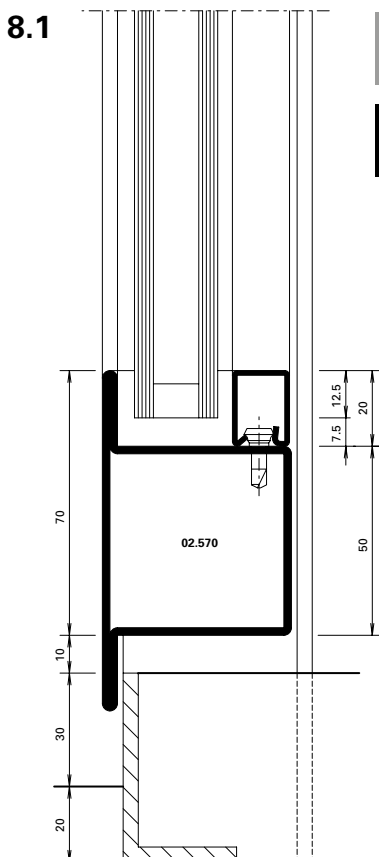
D-705-C-010



DWG

DXF

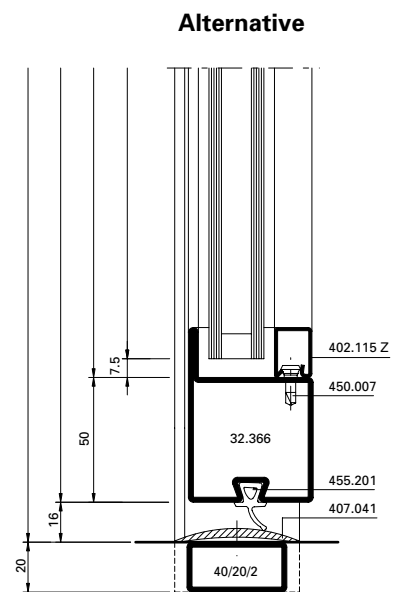
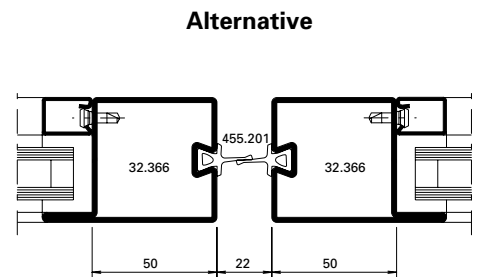
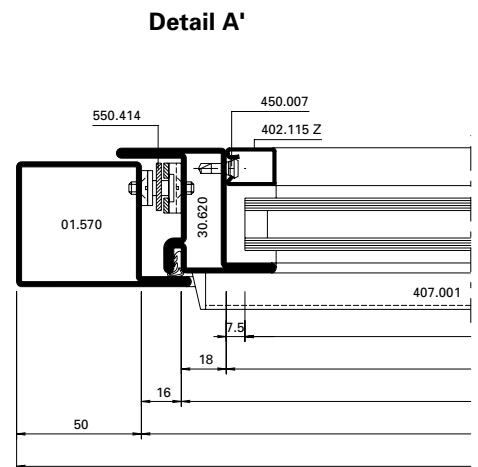
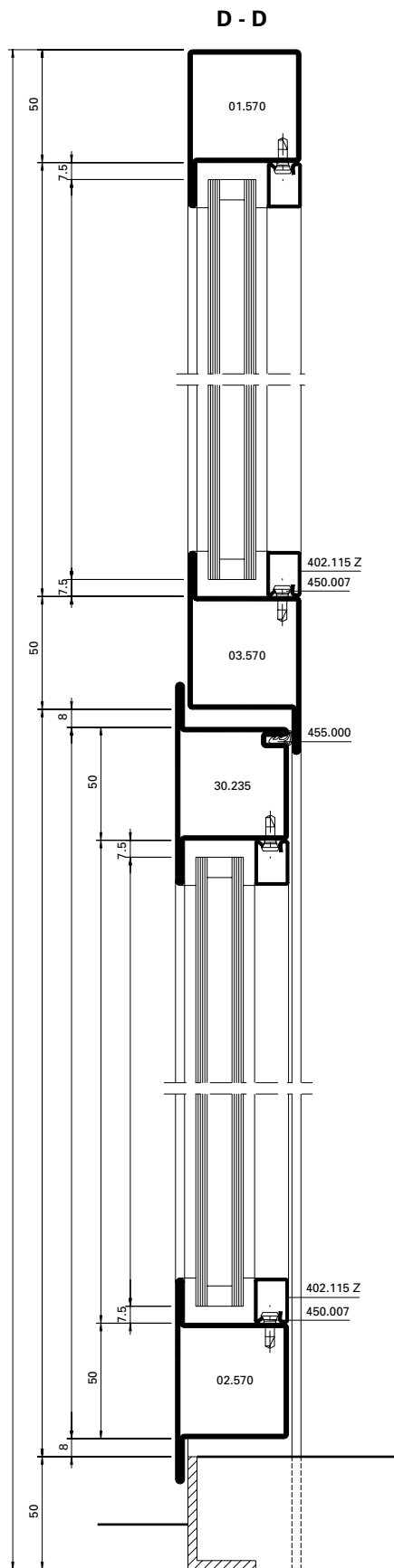
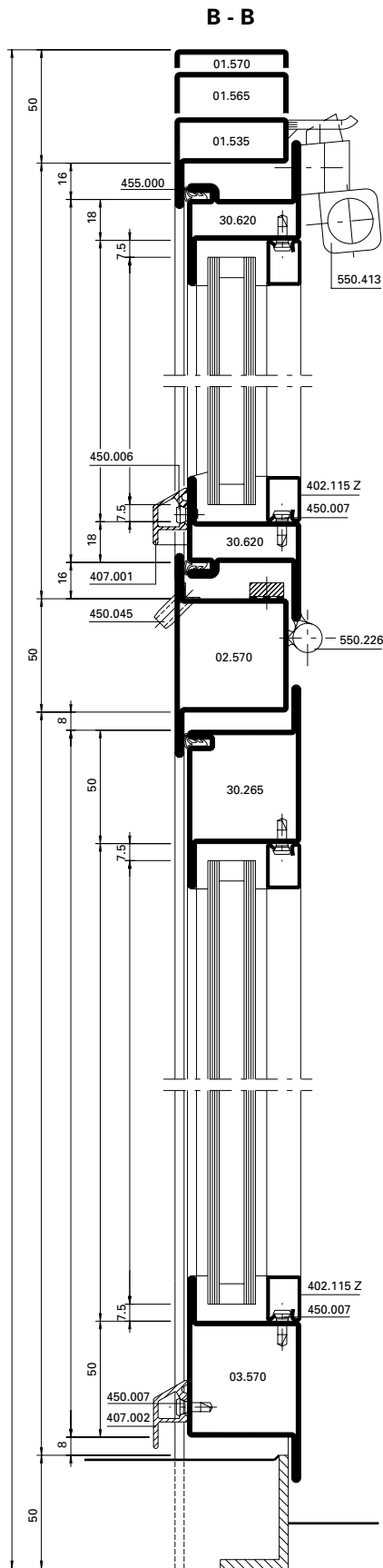
D-705-C-011

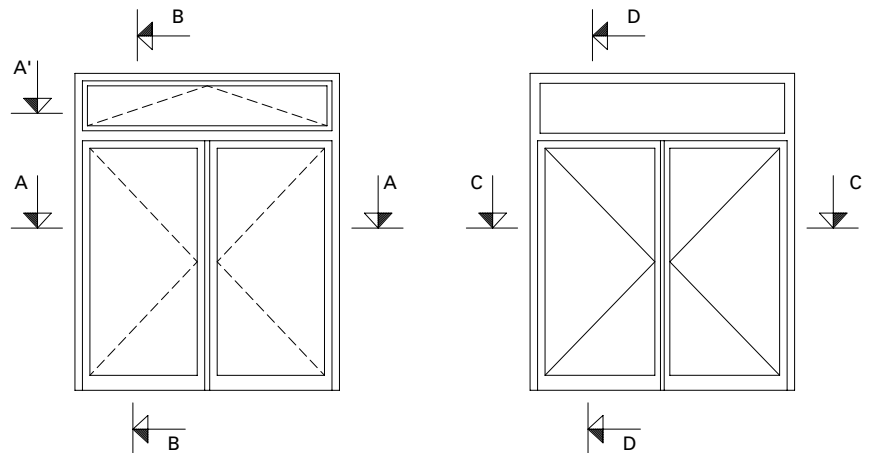
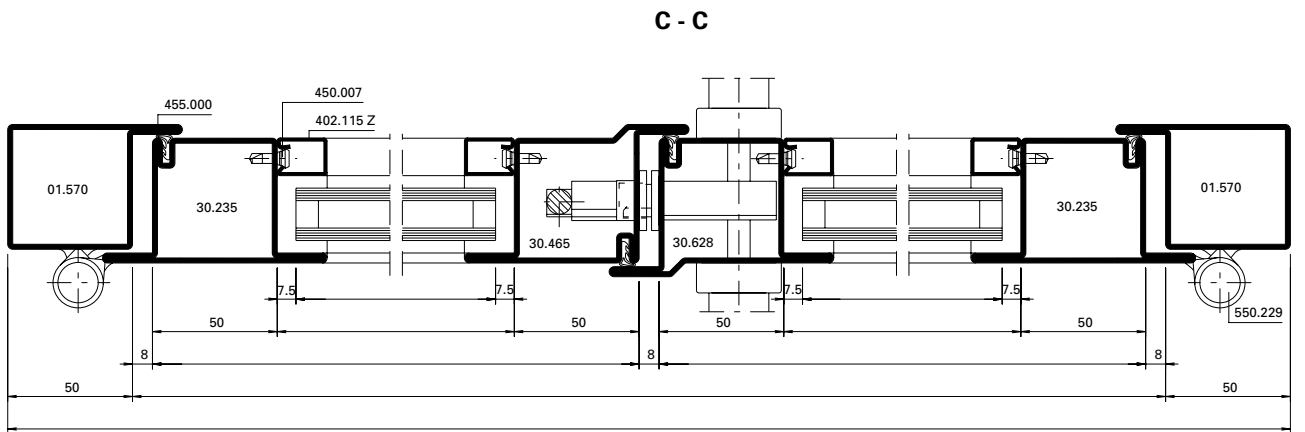
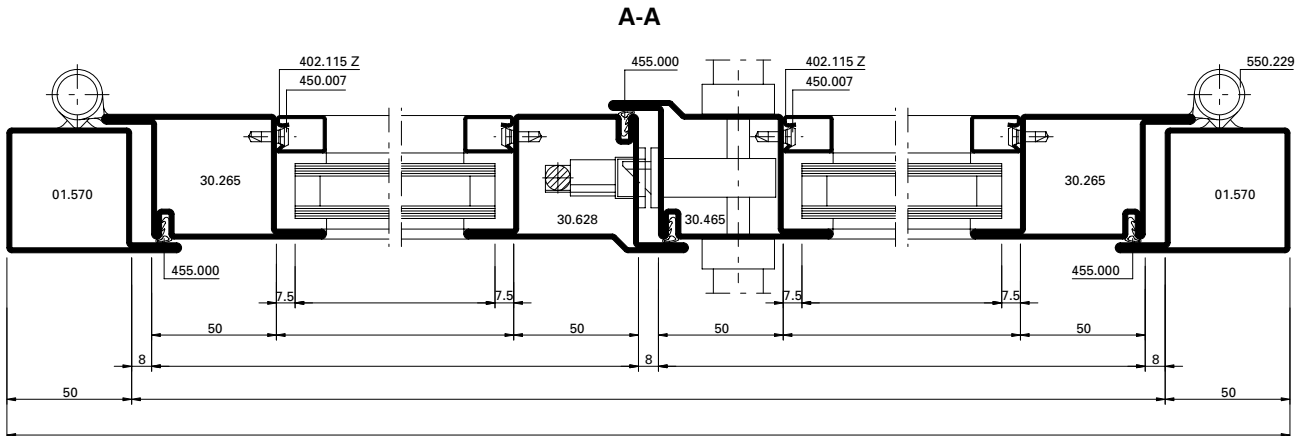


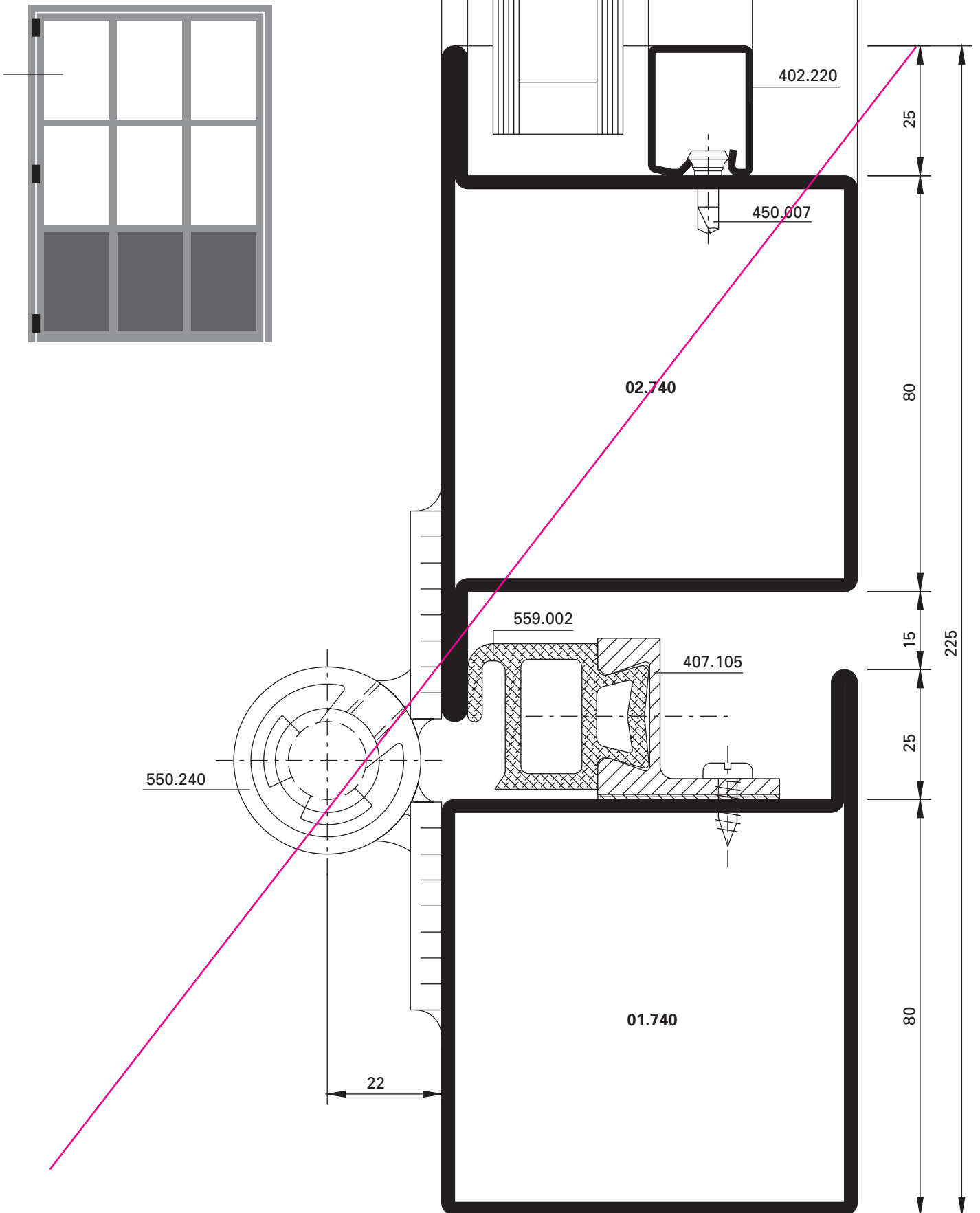
DWG

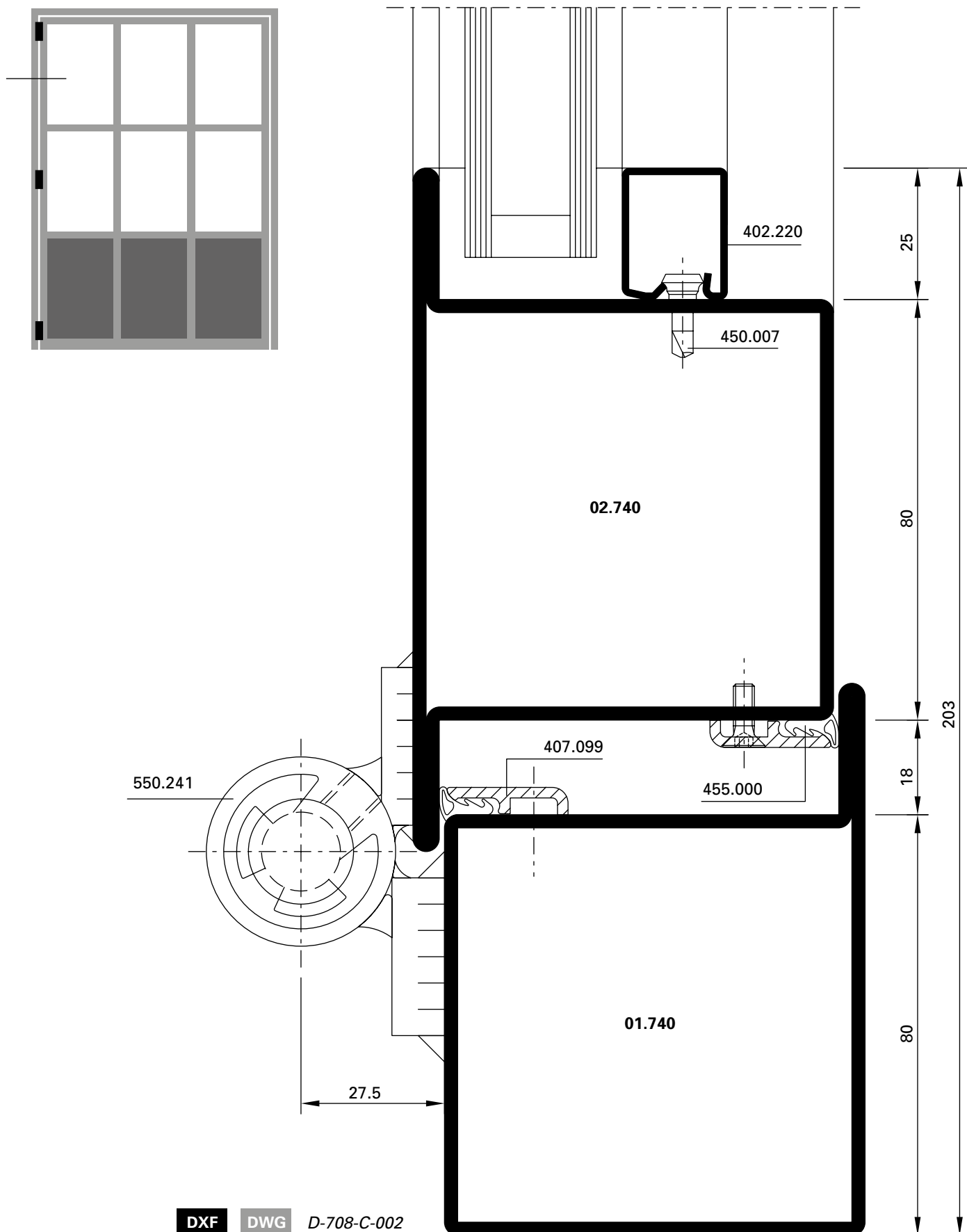
DXF

D-705-C-012









DXF DWG D-708-C-002



550.276 Länge 180 mm
555.268 Länge 230 mm

3D-Anschweissband
Stahl gezogen, \varnothing 20 mm, mit wartungsarmer Gleitlagerung aus Spezialbronze, Exzenter-Dorn und Verschluss-Schraube aus Edelstahl

Verstellbarkeit:
Höhe \pm 4 mm, Seite und Anpressdruck \pm 1,5 mm

VE = 2 Stück

Schmierem mit 450.093

550.276 Longueur 180 mm
555.268 Longueur 230 mm

Paumelle à souder 3D
acier étiré, \varnothing 20 mm, avec coussinet en bronze à entretien réduit, axe excentré et vis de fermeture en acier Inox

Réglable:
Hauteur \pm 4 mm, latéralement et en pression \pm 1,5 mm

UV = 2 pièces

Graissage avec 450.093

550.276 Length 180 mm
555.268 Length 230 mm

3D weld-on hinge
draw steel, \varnothing 20 mm, with low maintenance friction bearings made of special bronze, eccentric spindle and screw plug in stainless steel

Adjustable:
Height \pm 4 mm, lateral and contact pressure \pm 1.5 mm

PU = 2 pieces

Lubrication with 450.093



550.229 Länge 180 mm
555.267 Länge 230 mm

Höhenverstellbares Anschweissband
Stahl gezogen, \varnothing 20 mm, Buchse und Druckscheibe aus Spezial-Bronze, Dorn und Verschluss-Schraube aus Edelstahl

Verstellbarkeit:
Höhe \pm 4 mm

VE = 10 Stück

Schmierem mit 450.093

550.229 Longueur 180 mm
555.267 Longueur 230 mm

Paumelle à souder, à hauteur réglable
acier étiré, \varnothing 20 mm, douille et rondelle en bronze, tige et vis de fermeture en acier Inox

Réglable:
Hauteur \pm 4 mm

UV = 10 pièces

Graissage avec 450.093

550.229 Length 180 mm
555.267 Length 230 mm

Height-adjustable weld-on hinge
draw steel, \varnothing 20 mm, sleeve and washer made of special bronze, spindle and screw plug in stainless steel

Adjustable:
Height \pm 4 mm

PU = 10 pieces

Lubrication with 450.093



550.238 Stahl gezogen
Anschweissband
Länge 180 mm, \varnothing 20 mm, Buchse und Druckscheibe aus Spezial-Bronze

VE = 10 Stück

Schmierem mit 450.093

550.238 Acier étiré
Paumelle à souder
longueur 180 mm, \varnothing 20 mm, douille et rondelle en bronze

UV = 10 pièces

Graissage avec 450.093

550.238 Drawn steel
Weld-on hinge
length 180 mm, \varnothing 20 mm, sleeve and washer made of special bronze

PU = 10 pieces

Lubrication with 450.093



450.093
Fließfett
für die Schmierung der Jansen-Bänder

VE = 1 Flasche à 500 g
2 Dosierflaschen

450.093
Graisse fluide
pour le graissage des paumelles Jansen

UV = 1 flacon de 500 g
2 flacons doseurs

450.093
Lubrication
for lubricating Jansen hinges

PU = 1 bottle each 500 g
2 dosing bottles



550.240

Anschweissband 3-teilig für flächenbündige Montage

aus Stahl, mittlerer Bandlappen mit zwei selbstschmierenden Lagerbüchsen, zwei Druckkugellager, Dorn korrosionsbeständig, Werkstoff 1.4305

Höhe: 178 mm
Bandlappen: unten: 40 mm
 mittig: 70 mm
 oben: 40 mm
Achsmass: 22 mm

VE = 1 Stück

550.240

Charnière à souder en 3 parties pour montage à fleur

en acier, lame centrale avec 2 coussinets autolubrifiants, 2 roulements à billes, tige antirouille, matériel 1.4305

hauteur: 178 mm
lames inférieure: 40 mm
 centrale: 70 mm
 supérieure: 40 mm
entraxe: 22 mm

UV = 1 pièce

550.240

Weld-on hinge in 3 parts, surface-flush fitting

steel, middle leaf with two self-lubricating bearing bushings, two ball thrust bearings, spindle corrosion-resistant, material 1.4305

Height: 178 mm
Hinge leaf: bottom 40 mm
 central 70 mm
 top 40 mm
Distance between centres: 22 mm

PU = 1 piece



550.241

Anschweissband 3-teilig für aufschlagende Montage

aus Stahl, mittlerer Bandlappen mit zwei selbstschmierenden Lagerbüchsen, zwei Druckkugellager, Dorn korrosionsbeständig, Werkstoff 1.4305

Höhe: 178 mm
Bandlappen: unten: 40 mm
 mittig: 70 mm
 oben: 40 mm
Achsmass: 21/27 mm

VE = 1 Stück

550.241

Charnière à souder en 3 parties pour montage à recouvrement

en acier, lame centrale avec 2 coussinets autolubrifiants, 2 roulements à billes, tige antirouille, matériel 1.4305

hauteur: 178 mm
lames inférieure: 40 mm
 centrale: 70 mm
 supérieure: 40 mm
entraxe: 21/27 mm

UV = 1 pièce

550.241

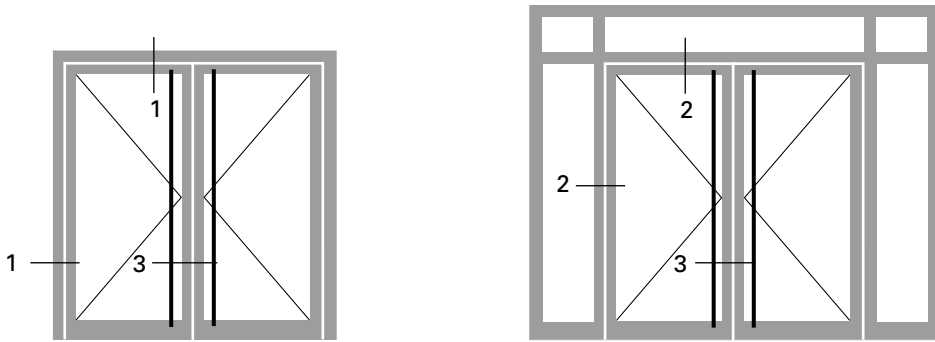
Weld-on hinge in 3 parts, proud fitting

steel, middle leaf with two self-lubricating bearing bushings, two ball thrust bearings, spindle corrosion-resistant, material 1.4305

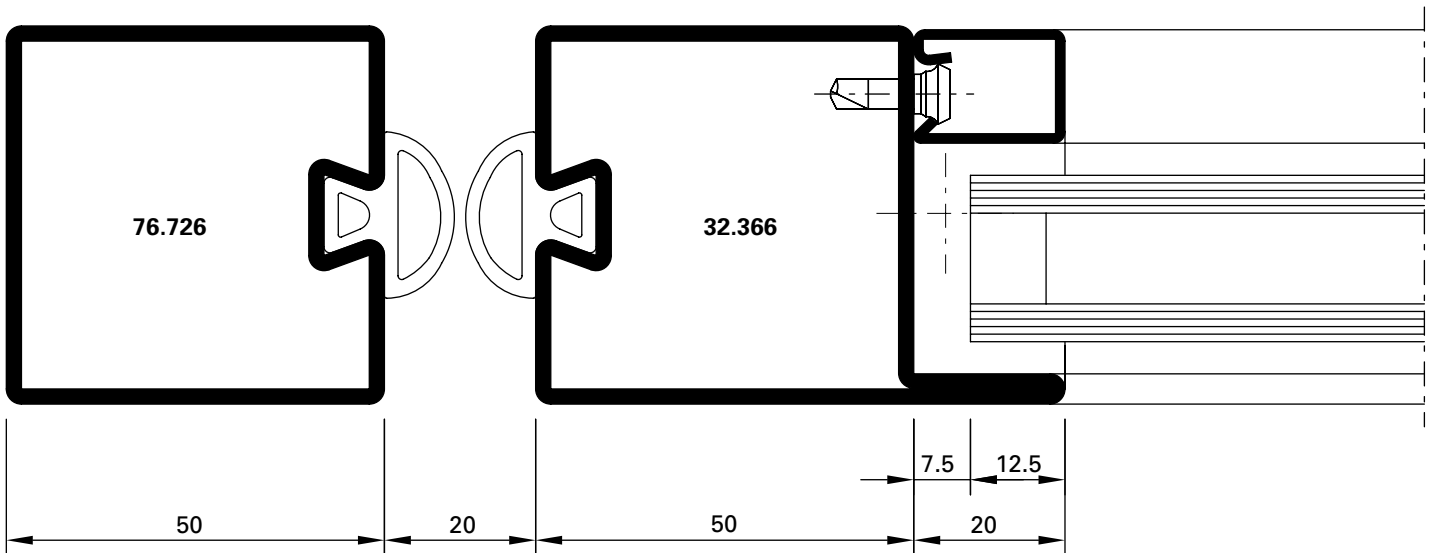
Height: 178 mm
Hinge leaf: bottom 40 mm
 central 70 mm
 top 40 mm

Distance between centres: 21/27 mm

PU = 1 piece

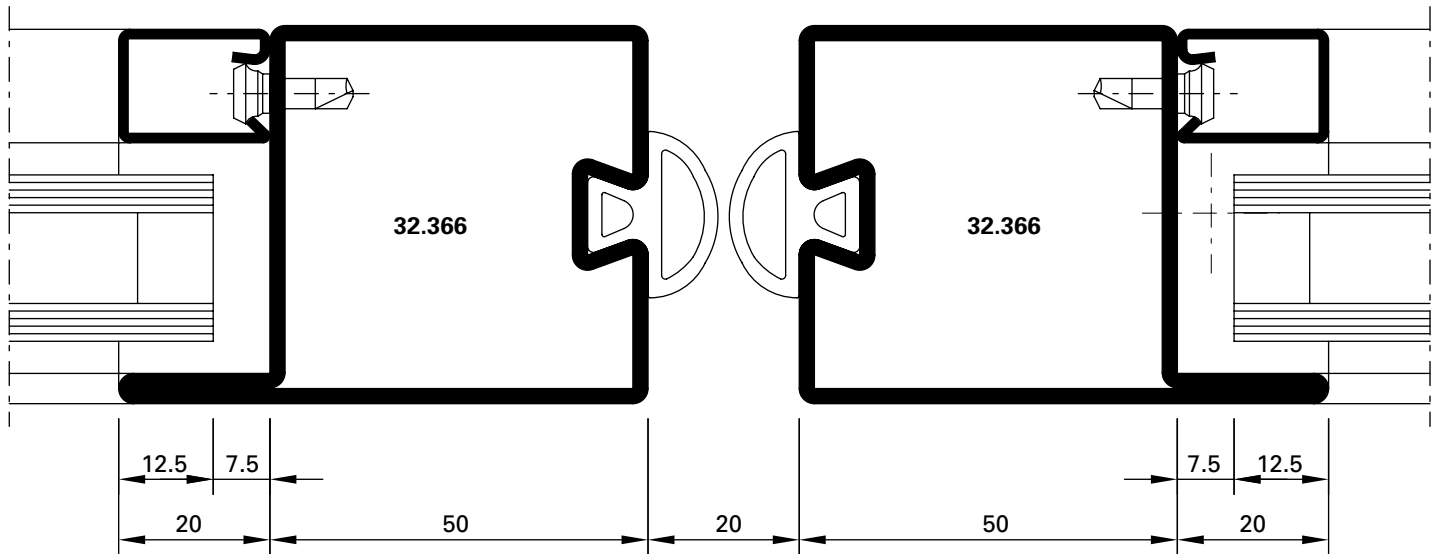


1.0



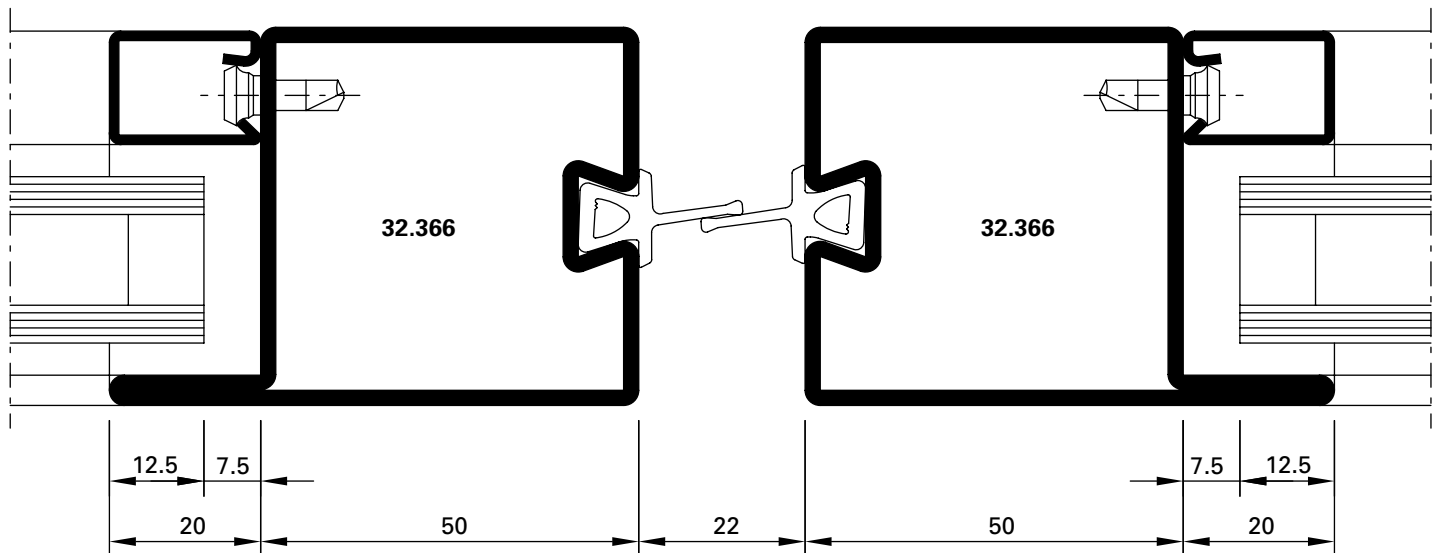
DXF DWG D-705-C-013

2.0

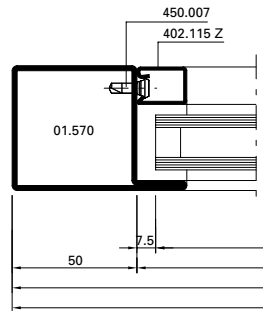
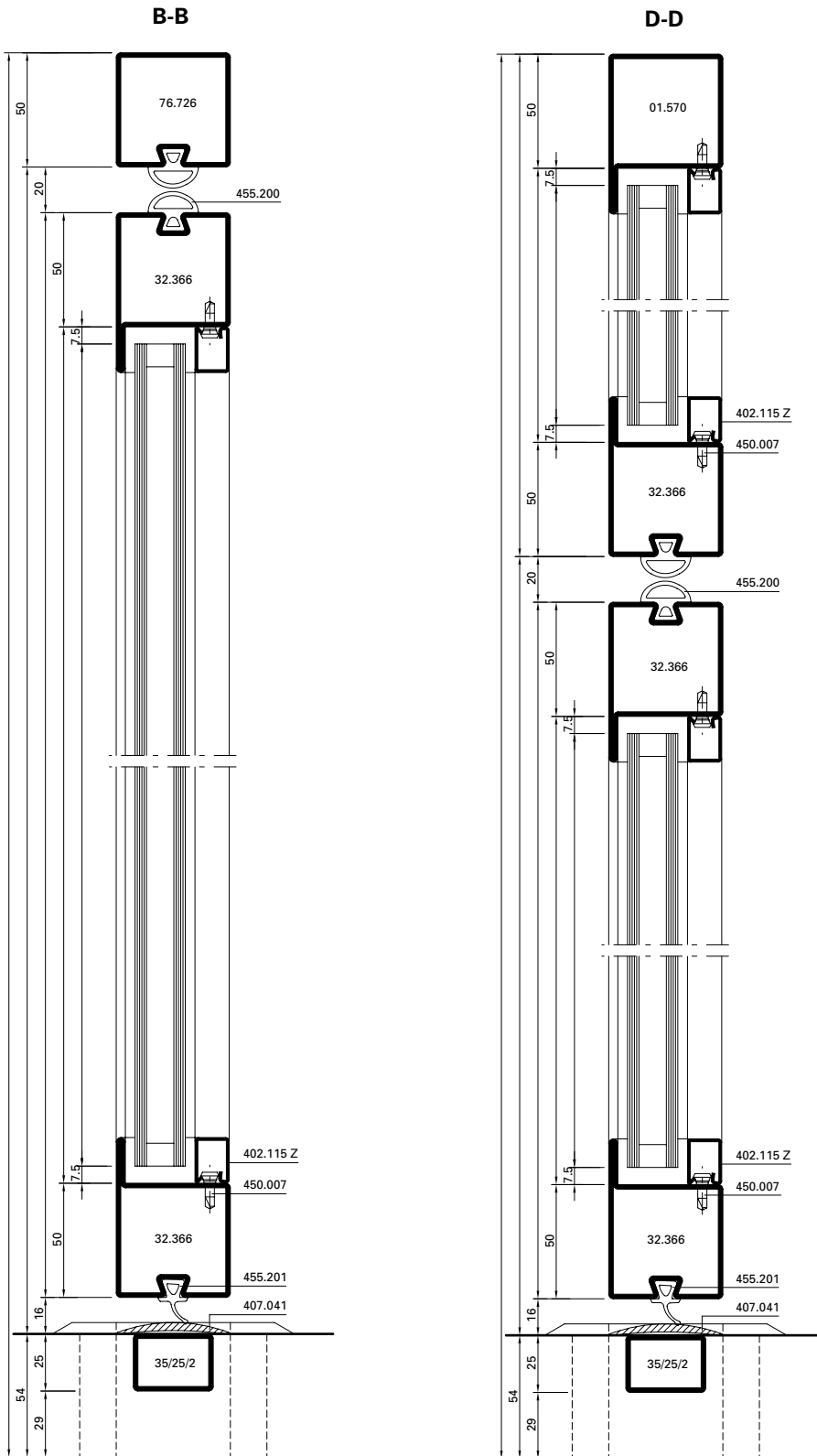


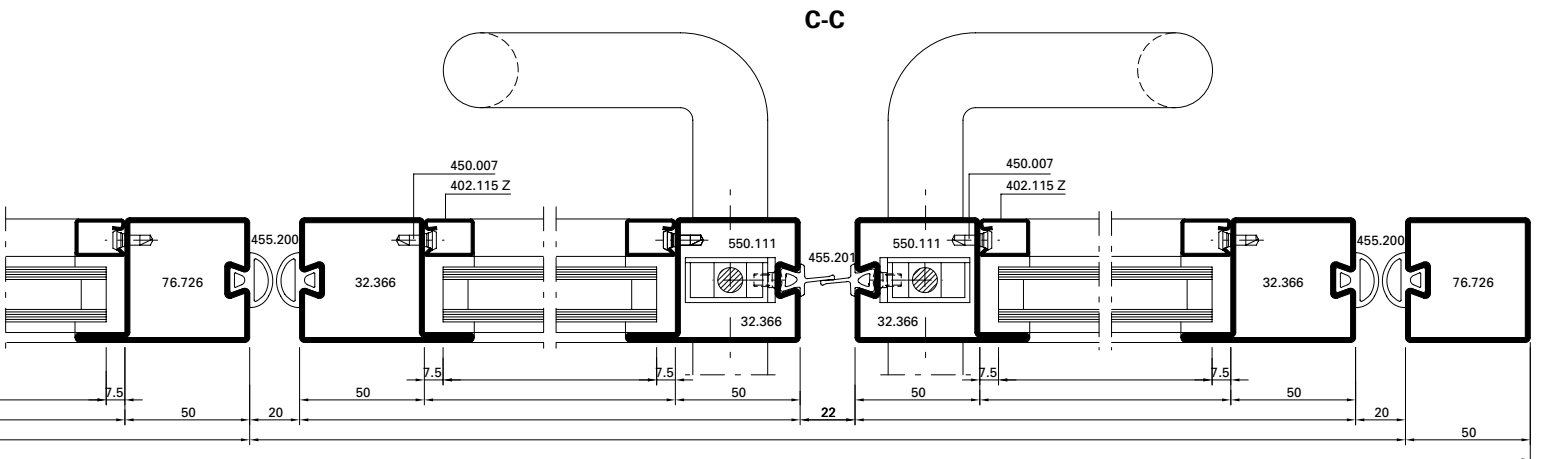
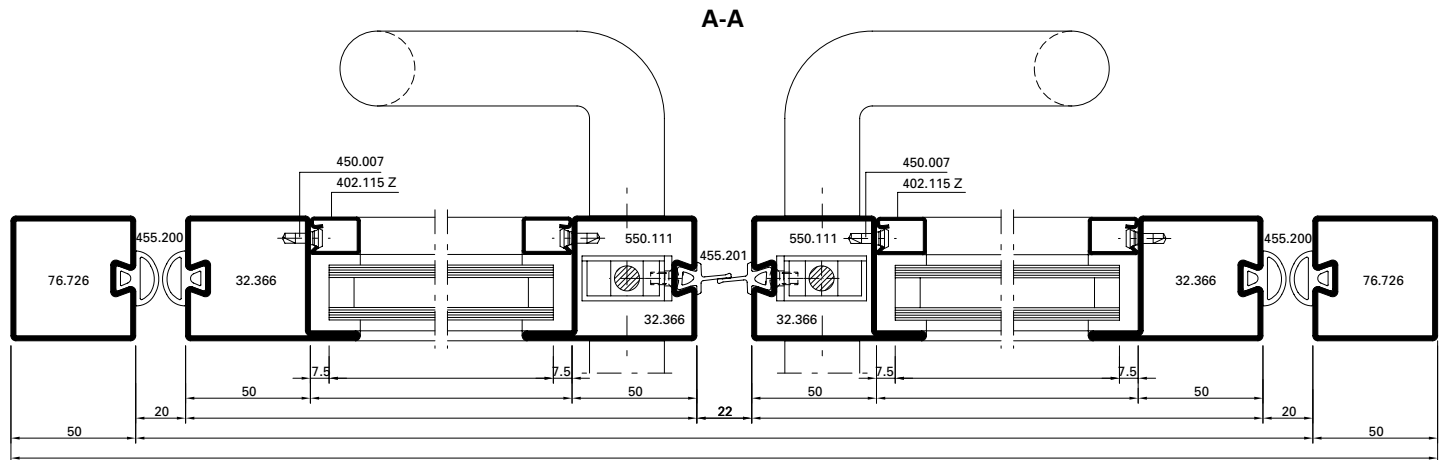
DXF **DWG** D-705-C-014

3.0

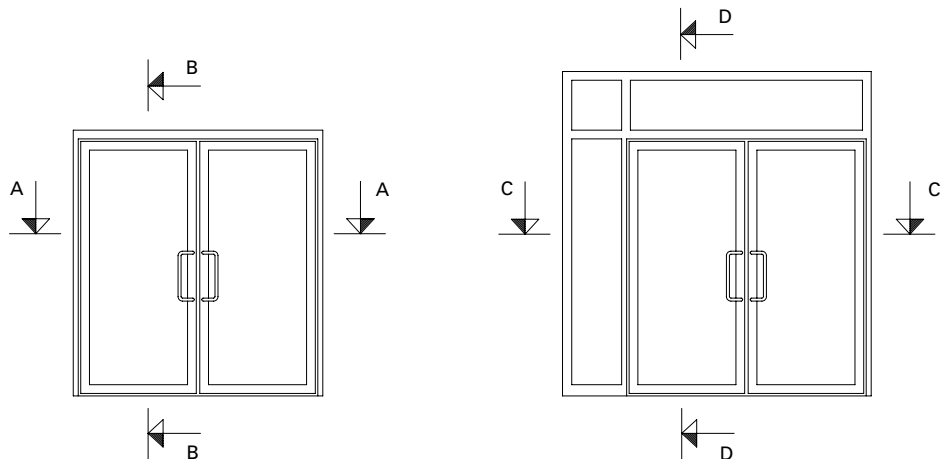
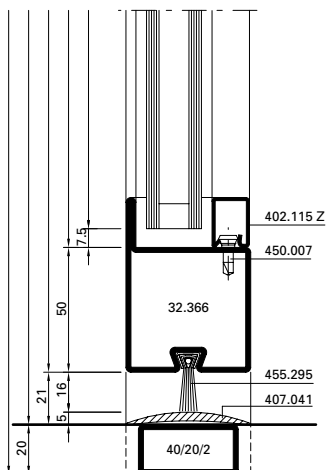


DXF **DWG** D-705-C-015





Alternative





550.246

Zapfenband

promatverzinkt, für Pendeltüren, Oberteil mit Zapfen \varnothing 15 mm, verstellbar. Zapfenband-Unterteil seitlich verstellbar, links und rechts einsetzbar

Plattengröße Oberteil:
25x175 mm
Plattengröße Unterteil:
25x140 mm

VE = 1 Zapfenband
8 Senkschrauben
M5x16 verzinkt

550.246

Penture à pivot

promatisée, pour portes va-et-vient, partie supérieure avec pivot \varnothing 15 mm, réglable. Partie inférieure du pivot réglable latéralement, utilisable à gauche et à droite

Dimensions de la plaque, partie sup.: 25 x 175 mm
Dimensions de la plaque, partie inf.: 25 x 140 mm

UV = 1 paumelle à pivot
8 vis noyées M5x16
zinguées

550.246

Pivot hinge

electrolytically galvanised, for swing doors, top with \varnothing 15 mm peg, adjustable. Bottom part of pivot hinge adjustable sideways, suitable for left or right

Size of plate, top:
25 x 175 mm
Size of plate, bottom:
25 x 140 mm

PU = 1 pivot hinge
8 countersunk screws
M5x16, galvanised



550.214

Anschweissauge

für Bodentürschliesser, Länge 50 mm, \varnothing 38 mm

VE = 1 Stück

550.214

Pièce à souder

pour ferme-porte au sol, longueur 50 mm, \varnothing 38 mm.

UV = 1 pièce

550.214

Doorspring socket

for floor spring, length 50 mm, \varnothing 38 mm

PU = 1 piece



550.110 \varnothing 22 mm

550.111 \varnothing 17 mm

Einsteck-Basculenschloss

promatverzinkt, ohne Stulp, Betätigung über Türknope 550.353, mit Anschlussgewinde M10, Hub 21 mm, **Nuss 8 mm**

VE = 1 Einsteck-Basculenschloss
2 Linsenschrauben
M5x10 Inox

550.110 \varnothing 22 mm

550.111 \varnothing 17 mm

Serrure à bascule incorporée

promatisée, sans têtère, actionnée par bouton de porte 550.353, avec taraudage de raccordement M10, course 21 mm, **fouillot 8 mm**

UV = 1 serrure à bascule incorporée
2 vis à tête fraisée
M5x10 acier Inox

550.110 \varnothing 22 mm

550.111 \varnothing 17 mm

Mortise espagnolette lock

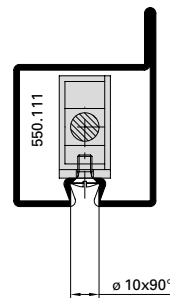
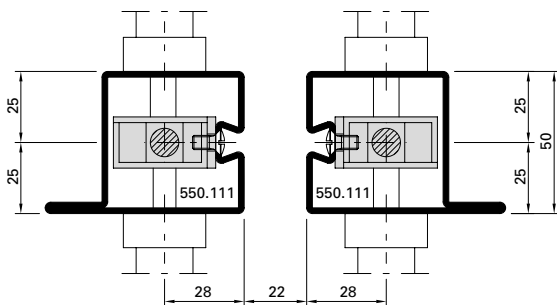
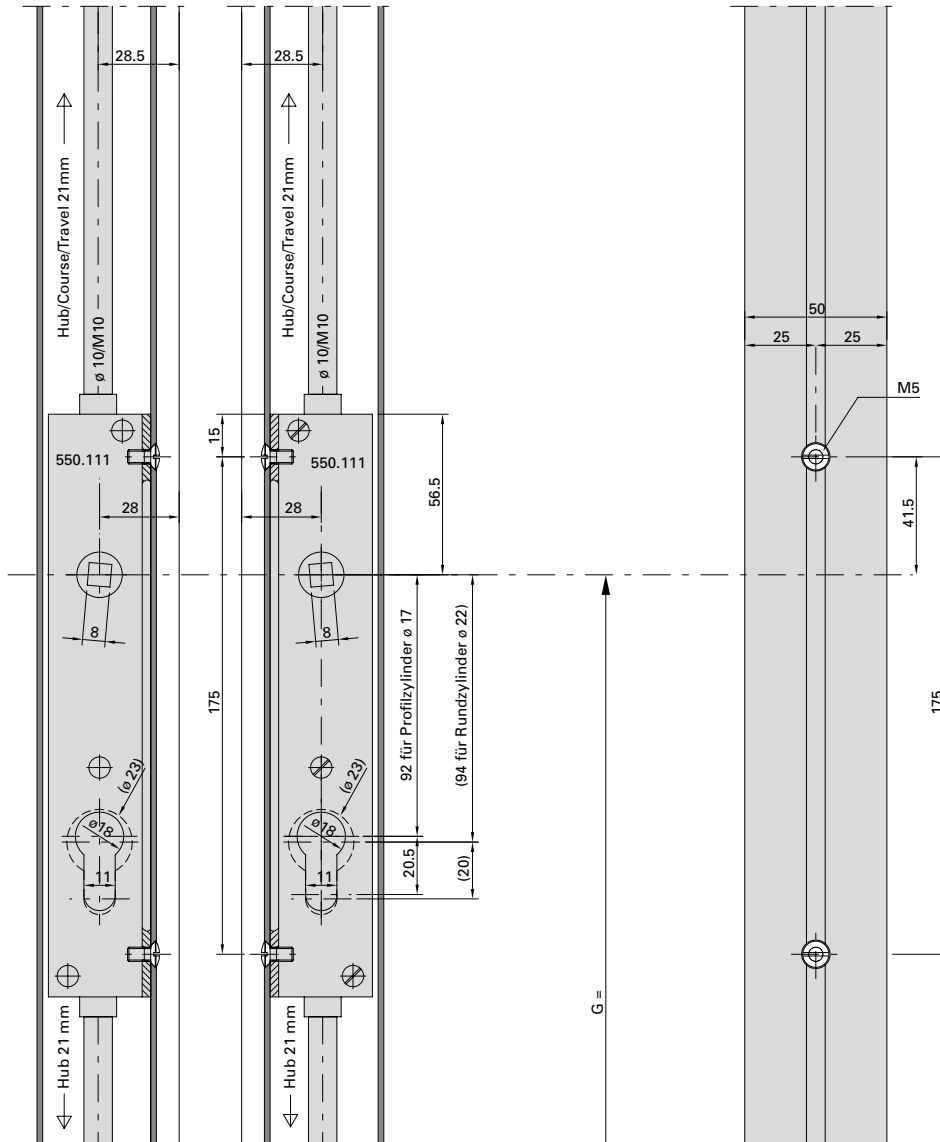
electrolytically galvanised, without face-plate. Operated by door knob 550.353 with connecting thread M10, travel 21 mm, **spindle 8 mm**

PU = 1 mortise espagnolette lock
2 oval head screws
M5x10 stainless steel

Einsteck-Basculschloss
550.110 / 550.111

Serrure à bascule à mortaiser
550.110 / 550.111

Mortise espagnolette lock
550.110 / 550.111



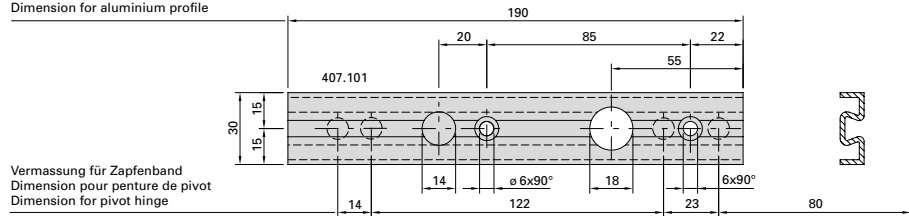
Pendeltüre
Zapfenband 550.246

Porte va-et-vient
Penture à pivot 550.246

Double action door
Pivot hinge 550.246

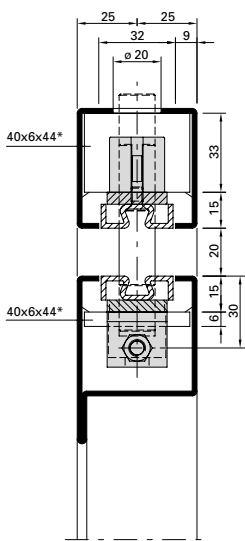
Vermassung für Alu-Profil
Dimension pour profilé en aluminium
Dimension for aluminium profile

Ansicht B

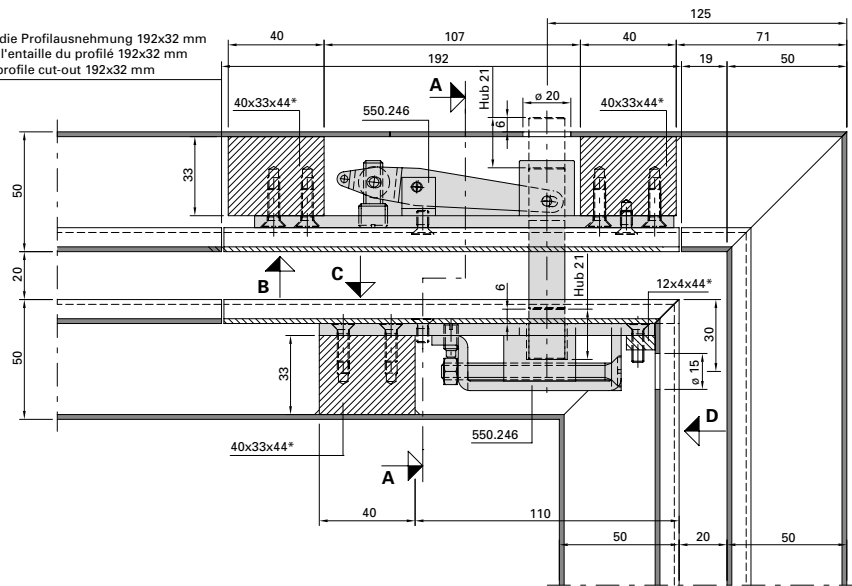


Vermassung für Zapfenband
Dimension pour penture de pivot
Dimension for pivot hinge

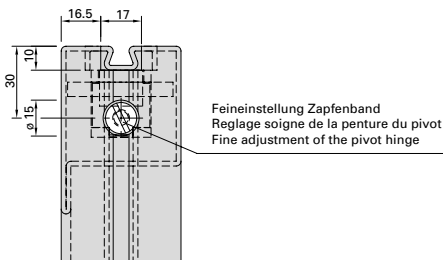
A-A



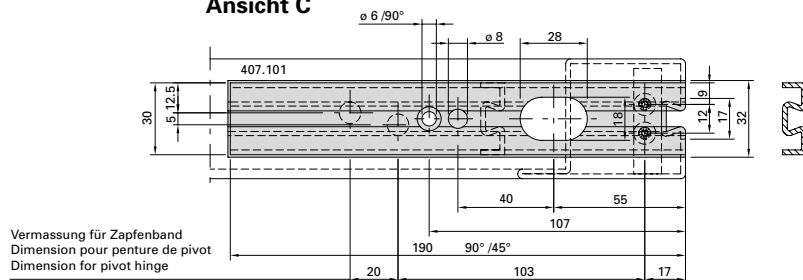
Vermassung für die Profilausnehmung 192x32 mm
Dimension pour l'entaille du profilé 192x32 mm
Dimensions for profile cut-out 192x32 mm



Ansicht D



Ansicht C



Vermassung für Zapfenband
Dimension pour penture de pivot
Dimension for pivot hinge

Hinweis Türflügelmontage:

Zapfenbandbolzen im Blendrahmen ganz zurückdrehen. Türflügel oben im Bereich Zapfenbandbolzen resp. Lagerteil einführen. Türe anheben und unten auf Bodentürschliesser-Achse absenken. Zapfenbandbolzen anschliessend im Flügelagerteil ganz nach unten bis zum Anschlag absenken. Feinjustierung der Türflügelposition durch Stellschraube beim Flügelagerteil oben resp. beim Bodentürschliesser.

Note concernant le montage du vantail de porte:

Dévisser entièrement le boulon du pivot du cadre dormant. Introduire le vantail de porte en haut dans la zone du boulon du pivot et du palier. Soulever la porte et abaisser sa partie inférieure sur l'axe du ferme-porte au sol. Abaisser ensuite le boulon du pivot jusqu'en butée dans la partie palier du vantail. Ajustement de précision de la position du vantail avec une vis de réglage dans la partie palier de vantail en haut et au niveau du ferme-porte au sol.

Door leaf installation instructions:

Completely unscrew the double-action pivot bearing bolts in the outer frame. Insert the door leaf and bearing component at the top in the area of the double-action pivot bearing bolts. Lift the door and lower it onto the floor spring axis. Then lower the double-action pivot bearing bolts into the leaf bearing component as far as they will go. Fine adjustment of the door leaf position is achieved using the adjusting screw for the leaf bearing component at the top or at the floor spring.

* Vom Metallbauer herzustellen

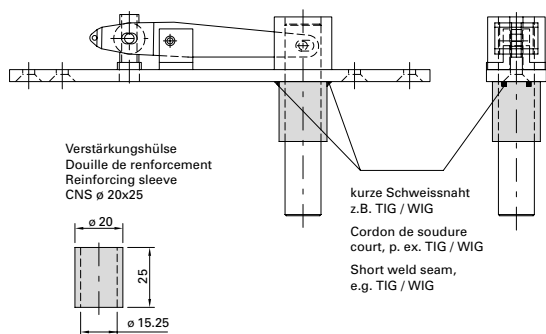
* A fabriquer par le constructeur

* To be manufactured by metal worker

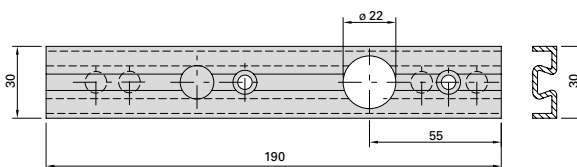
Pendeltüre
Zapfenband-Verstärkung
Anschweissauge 550.214

Porte va-et-vient
Renforcement penture à pivot
Pièce à souder 550.214

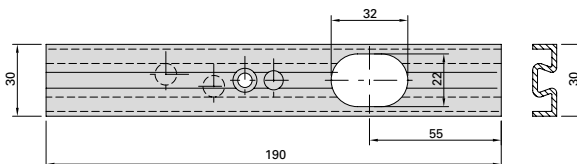
Double action door
Reinforcement pivot hinge
Door spring socket 550.214



Abdeckung Rahmen Aluminium-Zusatzprofil 407.101
 Recouvrement cadre profilé supplémentaire en aluminium 407.101
 Cover for frame of aluminium supplementary profile 407.101



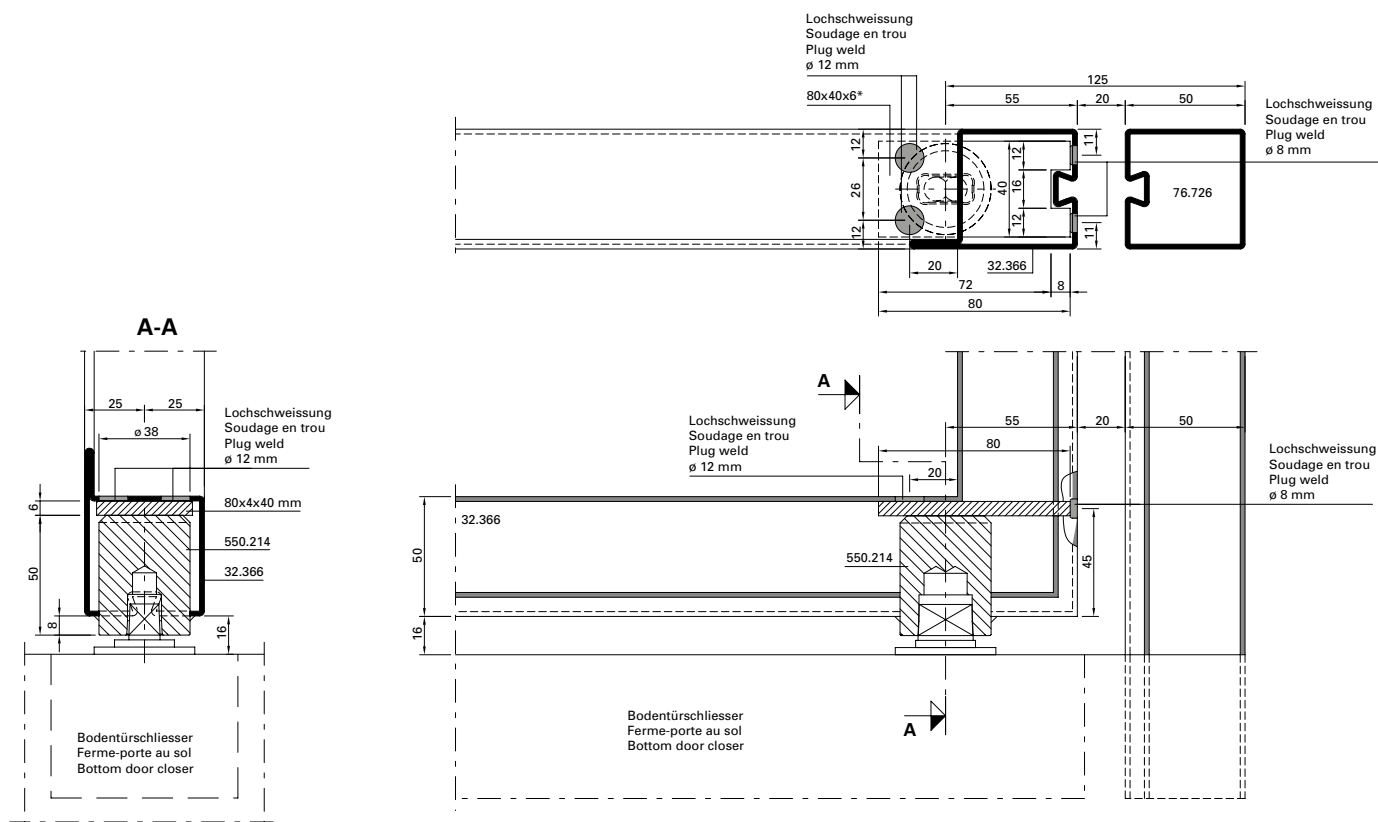
Abdeckung Flügel Aluminium-Zusatzprofil 407.101
 Recouvrement vantail profilé supplémentaire en aluminium 407.101
 Cover for vent of aluminium supplementary profile 407.101



Für stark beanspruchte, hochfrequentierte oder schwere Pendeltüren empfehlen wir den Zapfenbandbolzen zu verstärken (Ausführung durch Metallbauer).

Pour les portes battantes soumises à de grandes sollicitation, à fréquents passages ou lourdes, nous recommandons de renforcer le boulon du pivot (exécution par un constructeur métallique).

For heavy swing doors, or swing doors subject to heavy loading and use, we recommend reinforcing the double-action pivot bearing bolts (to be carried out by metal fabricator).



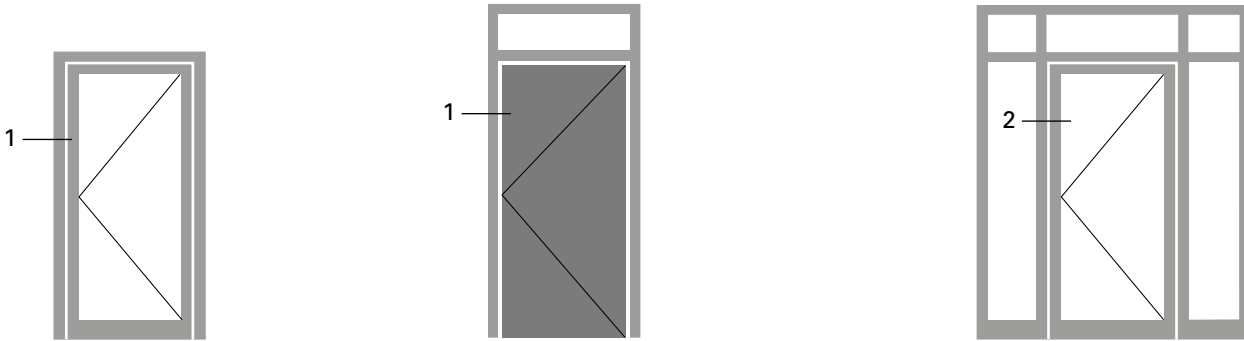
* Vom Metallbauer herzustellen

* A fabriquer par le constructeur

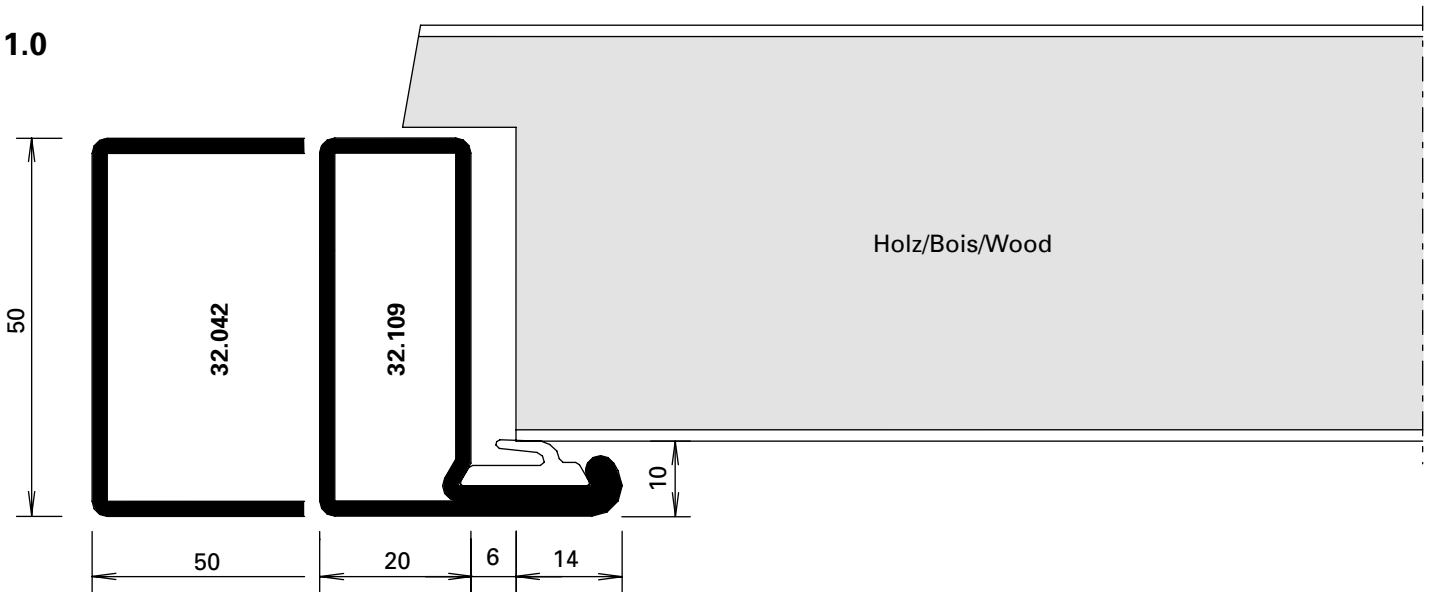
* To be manufactured by metal worker

Schnittpunkte Zargenprofile im Massstab 1:1
Coupe de détails profilés d'huisseries à l'échelle 1:1
Section details casing sections on scale 1:1

Profilserie Standard
 Série de profilés Standard
 Profile series Standard

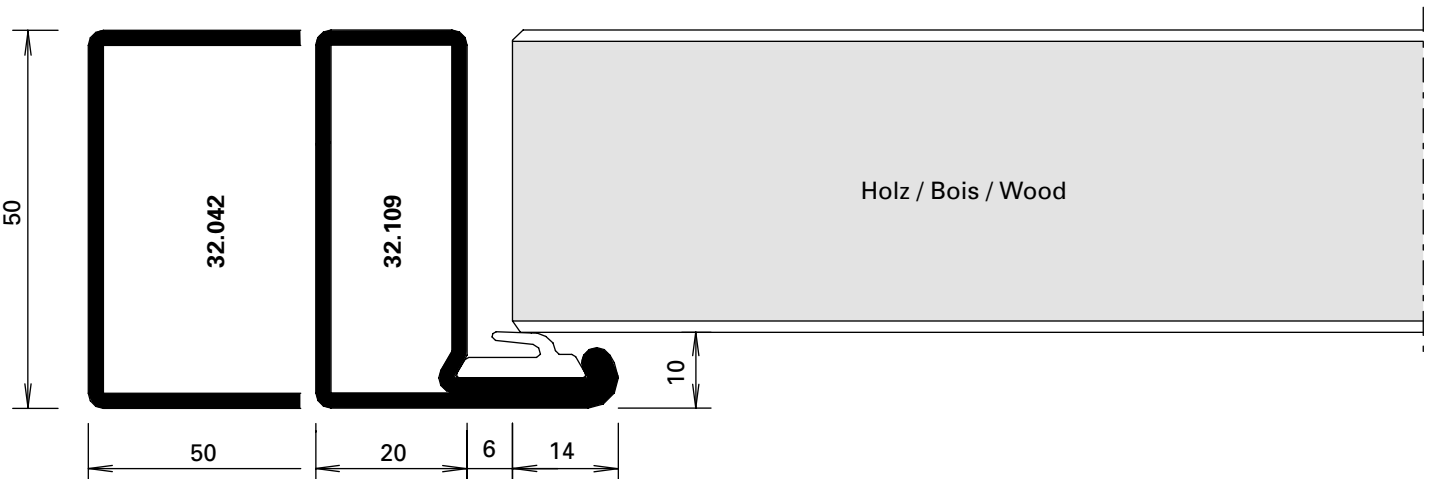


1.0

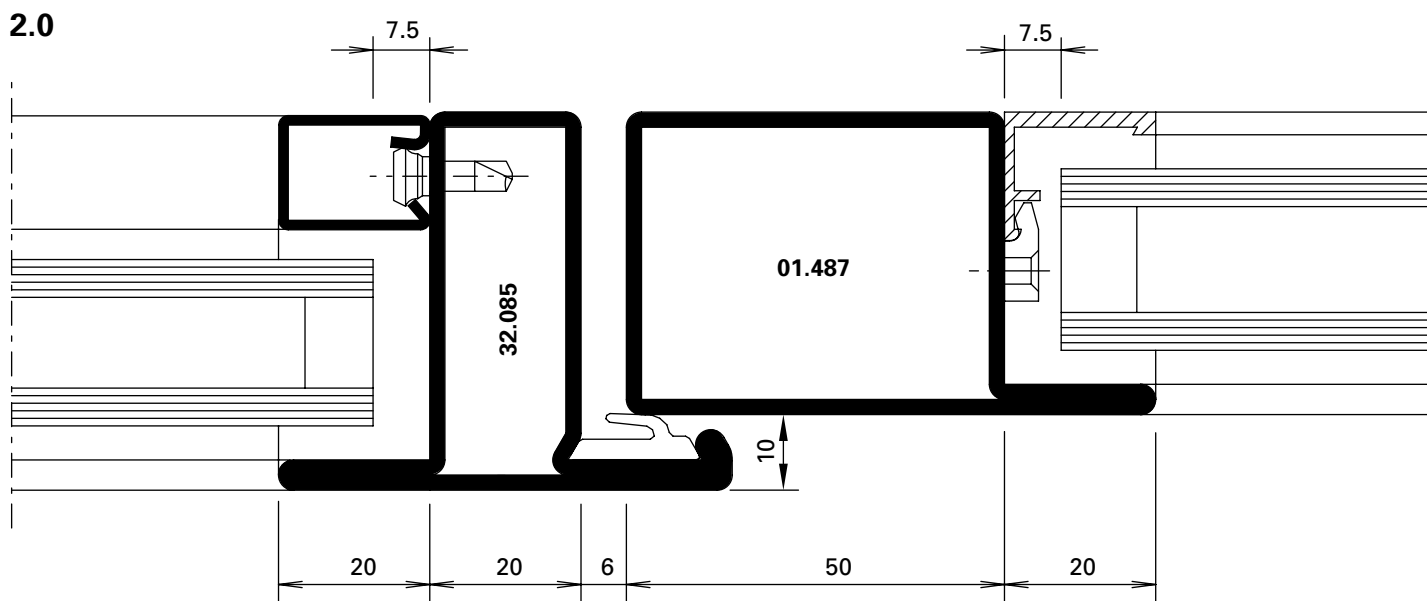


DXF **DWG** *D-705-C-019*

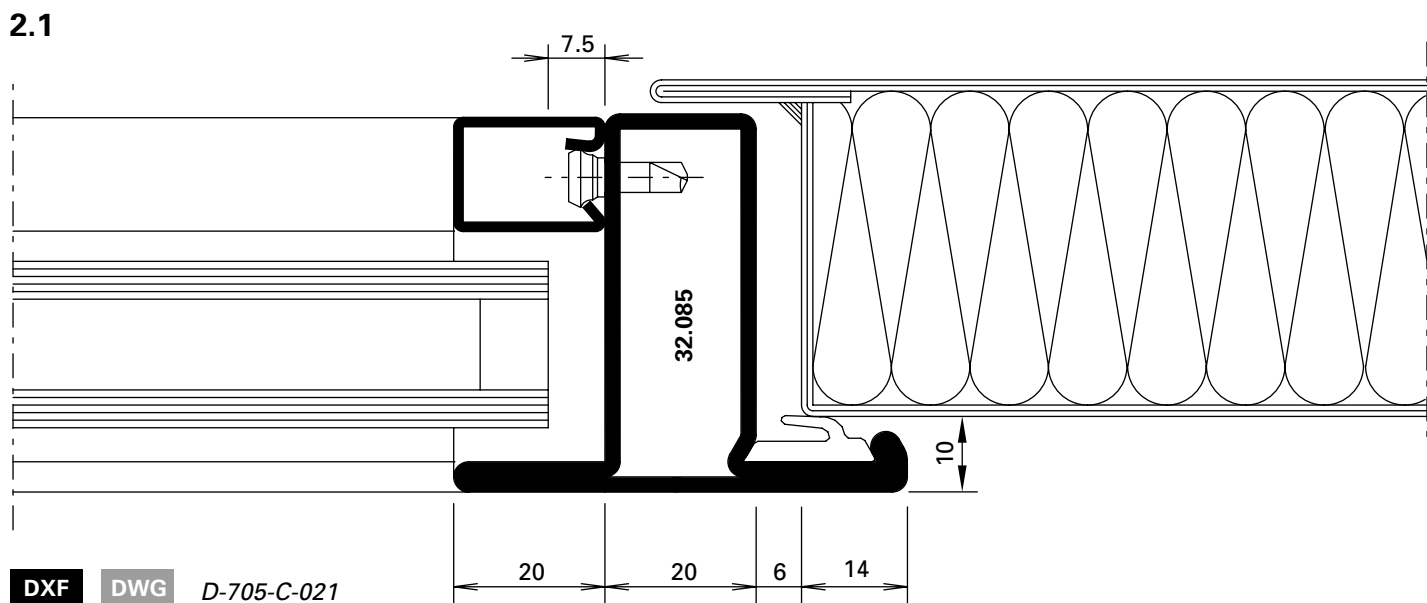
1.1



DXF **DWG** *D-705-C-017*

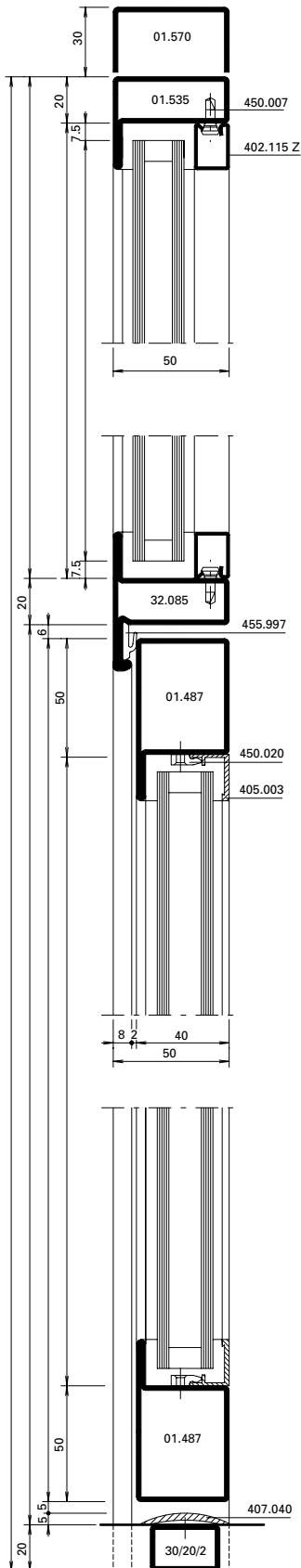


DXF DWG D-705-C-020

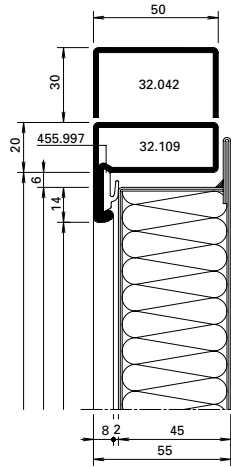


DXF DWG D-705-C-021

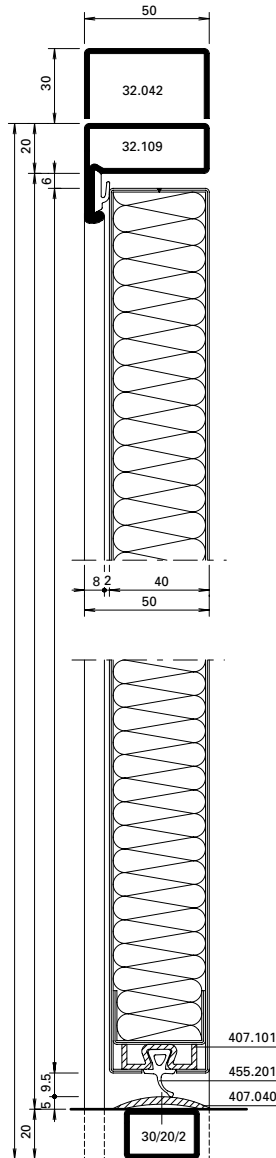
B - B



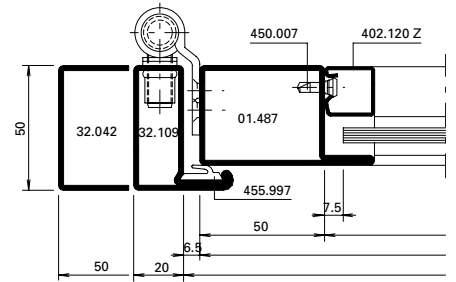
D - D



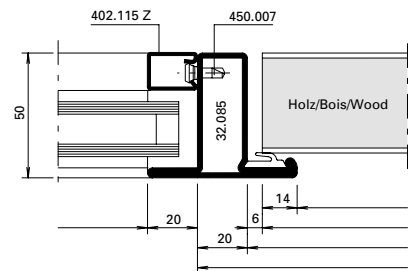
D - D



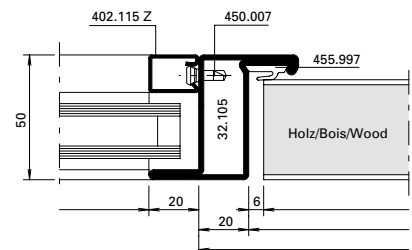
Alternative



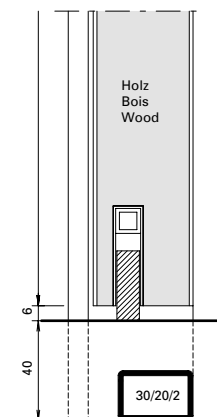
E - E

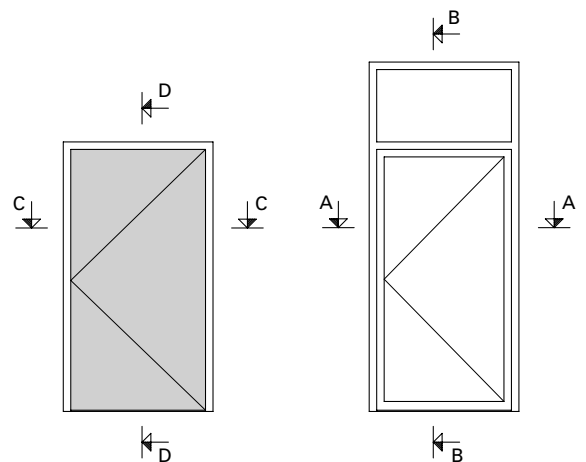
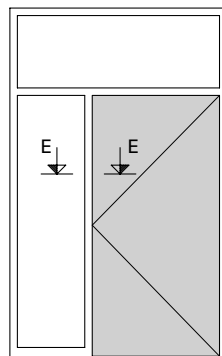
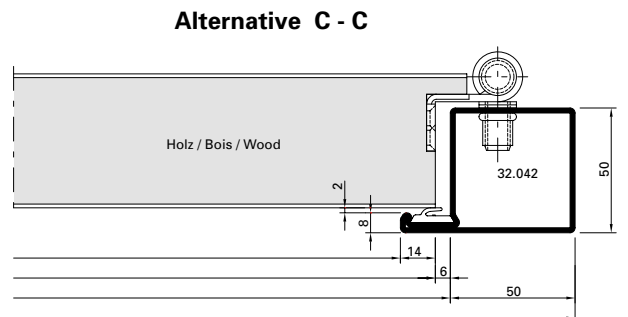
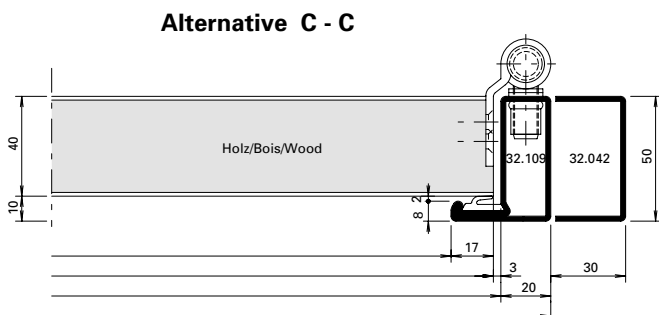
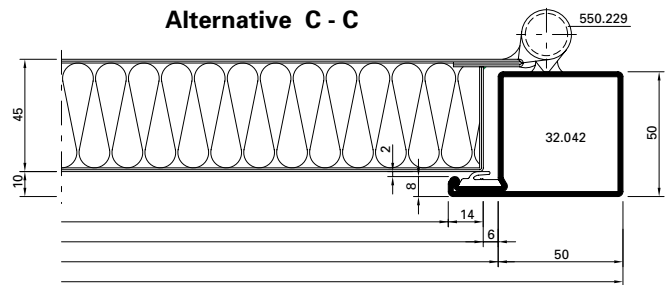
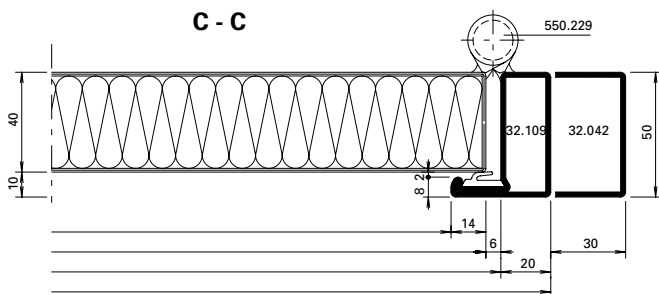
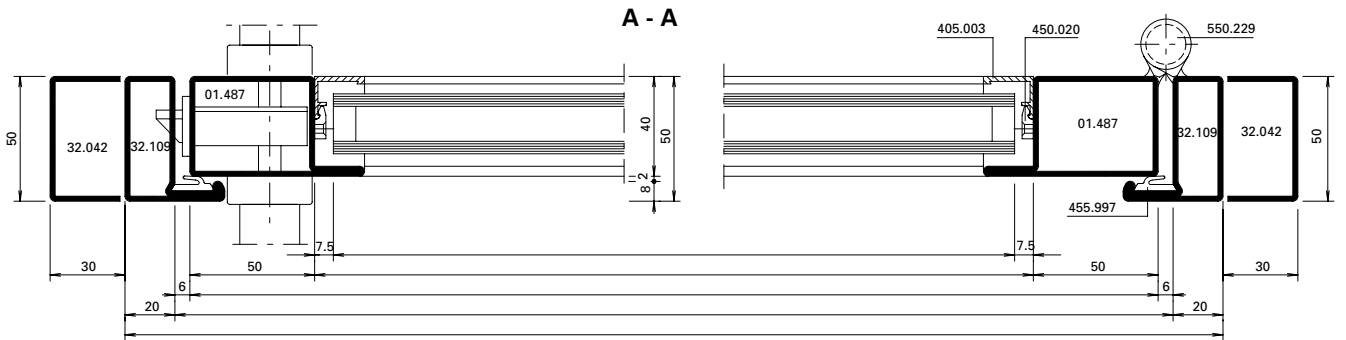


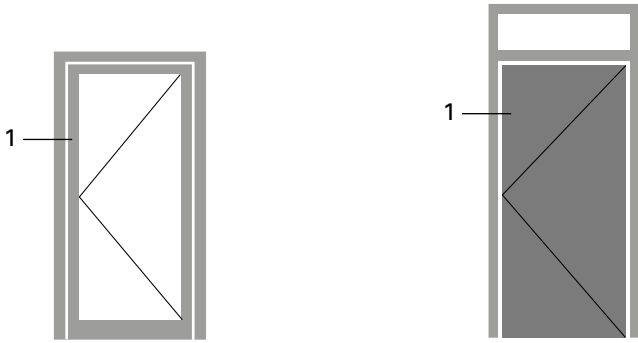
Alternative E - E



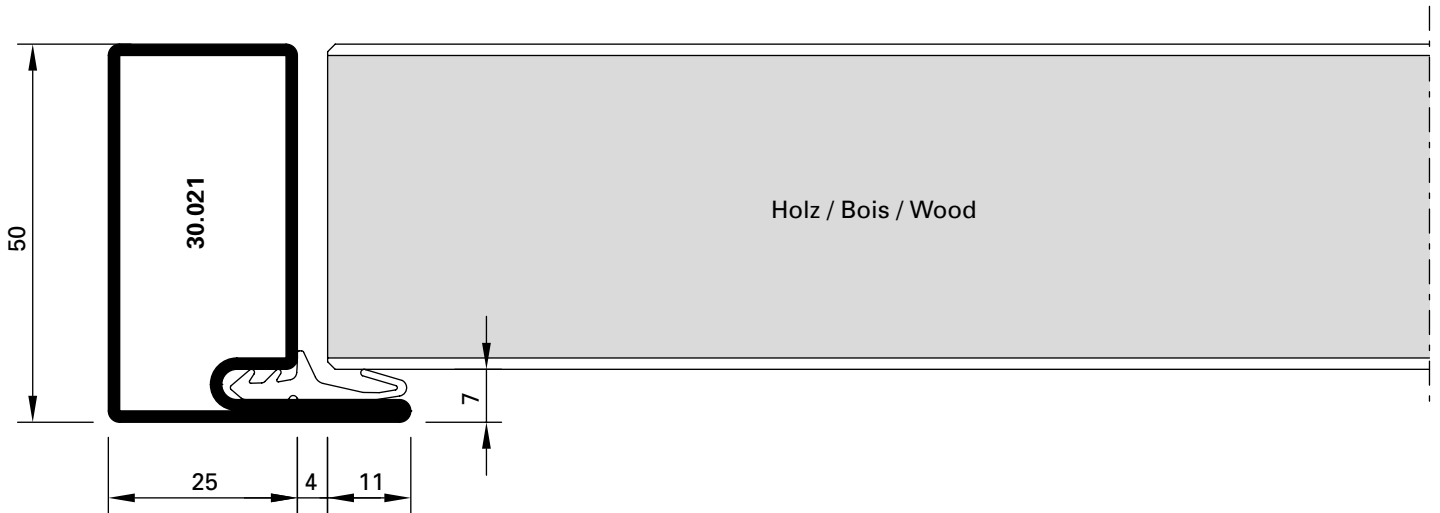
Alternative





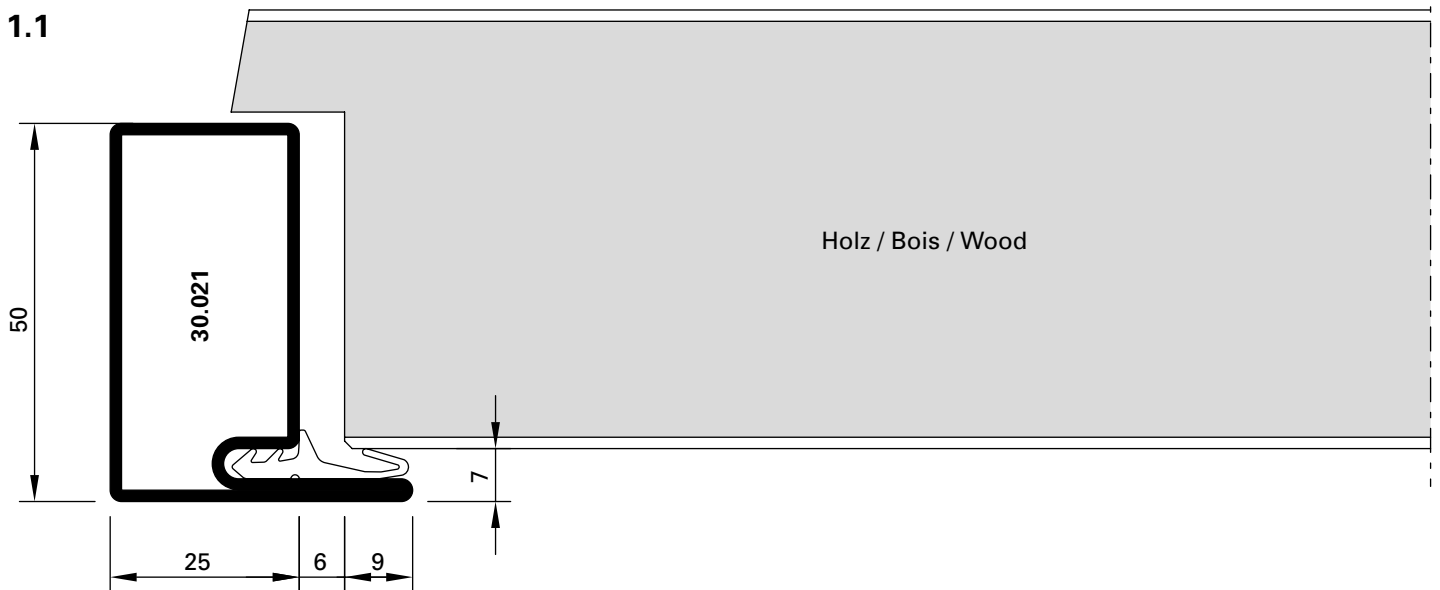


1.0



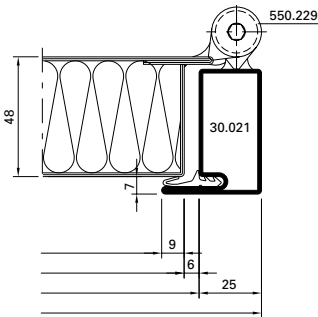
DXF DWG D-705-C-032

1.1

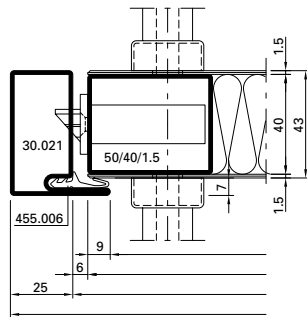


DXF DWG D-705-C-033

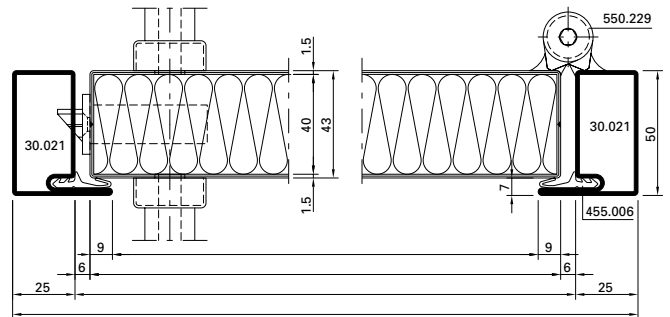
Alternative



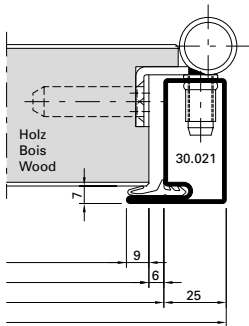
Alternative



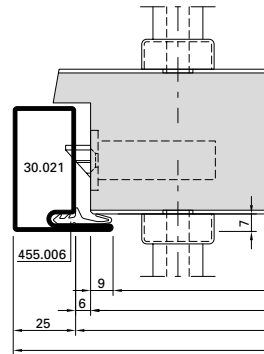
A - A



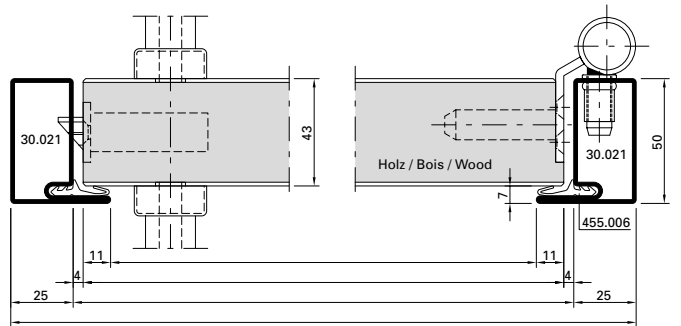
Alternative



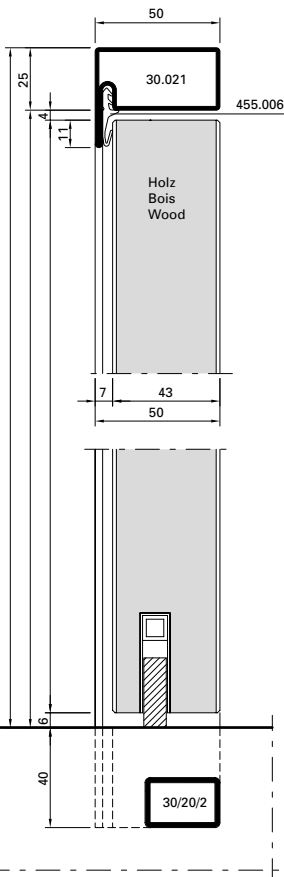
Alternative



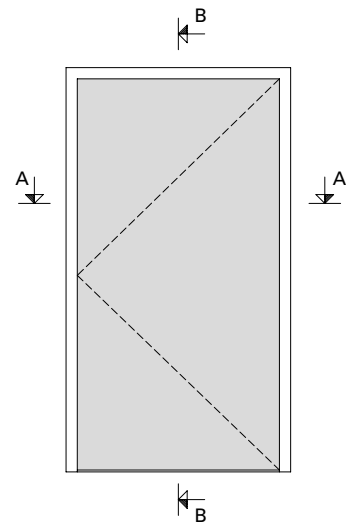
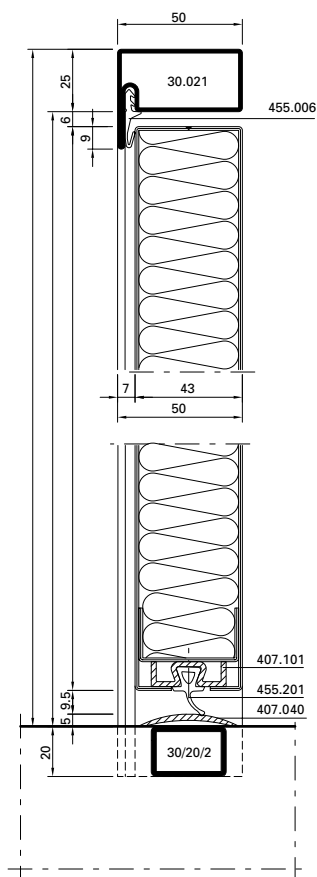
A - A

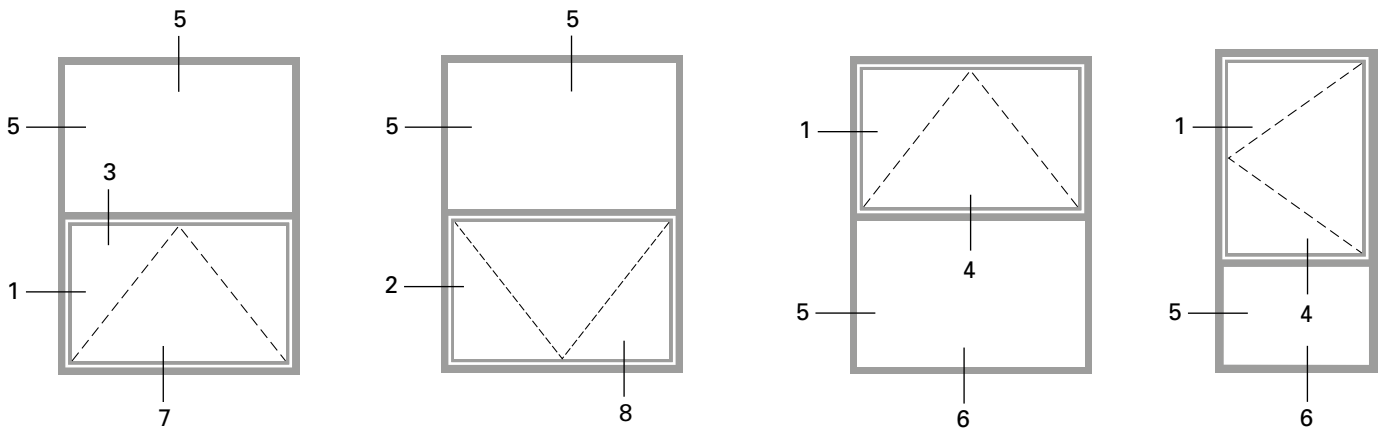


B - B

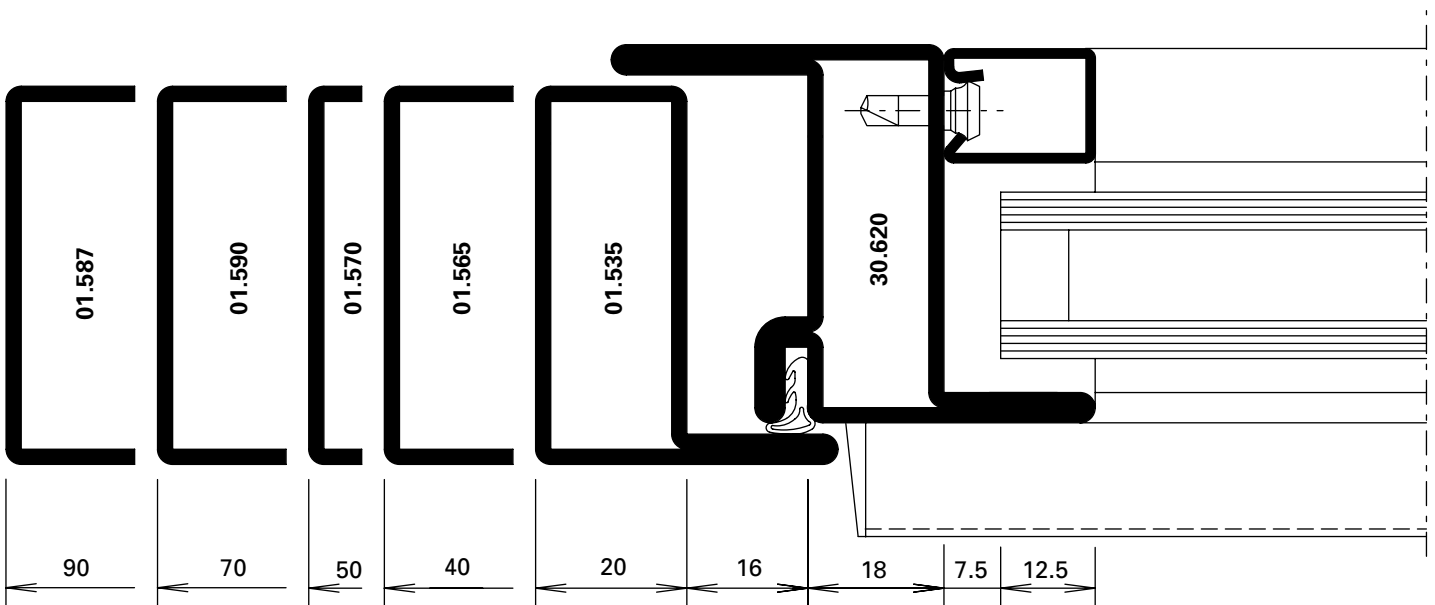


B - B



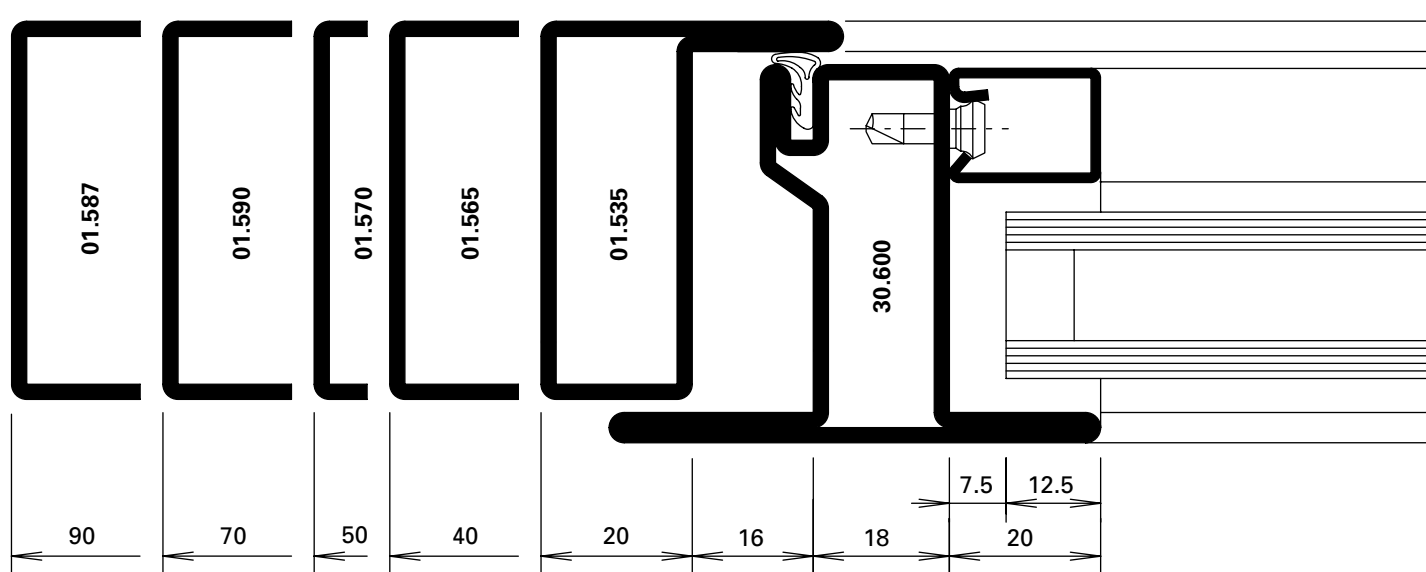


1.0

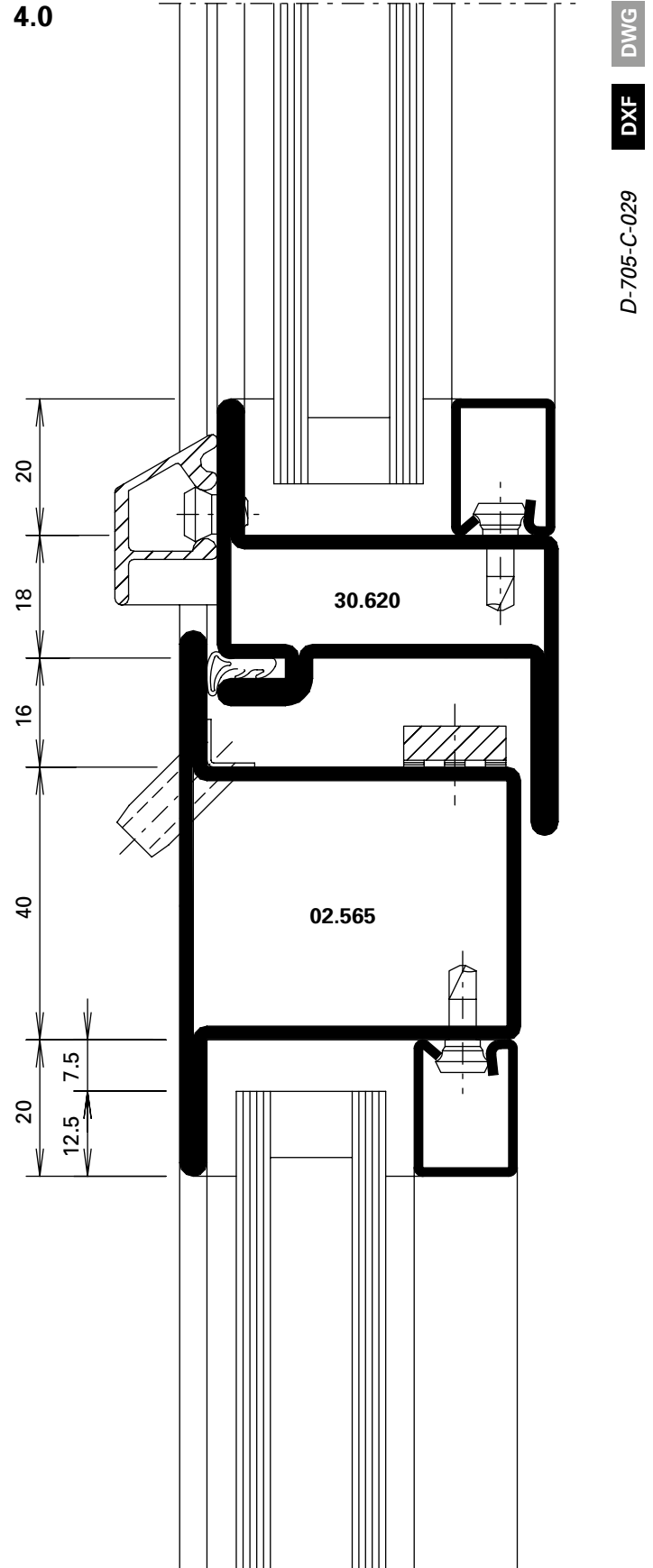
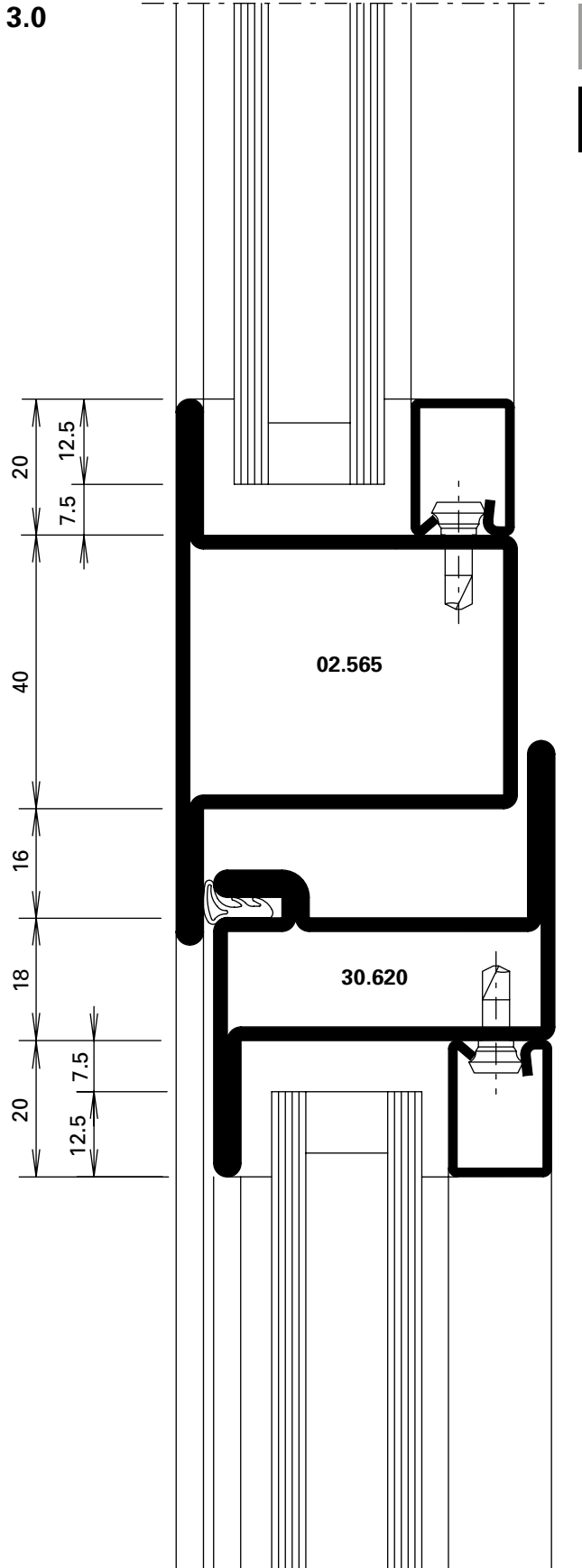


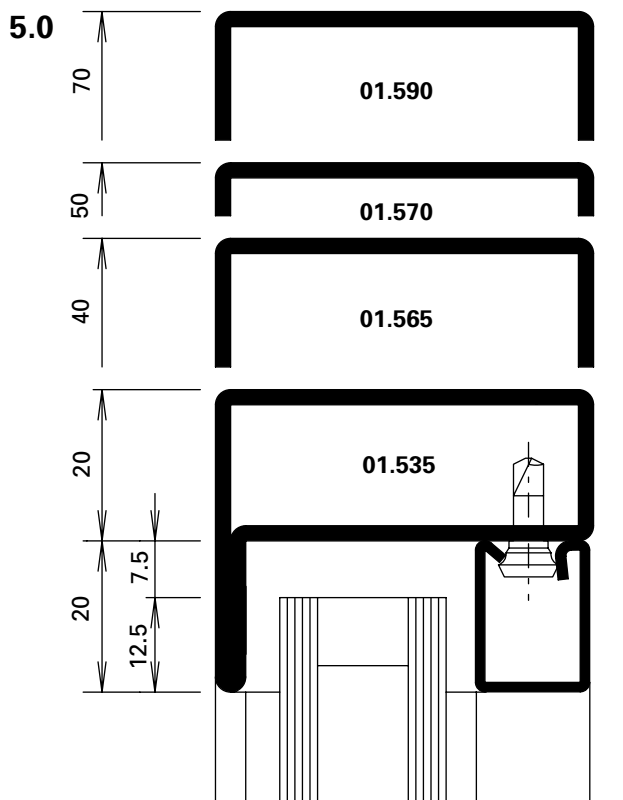
DXF DWG D-705-C-034

2.0

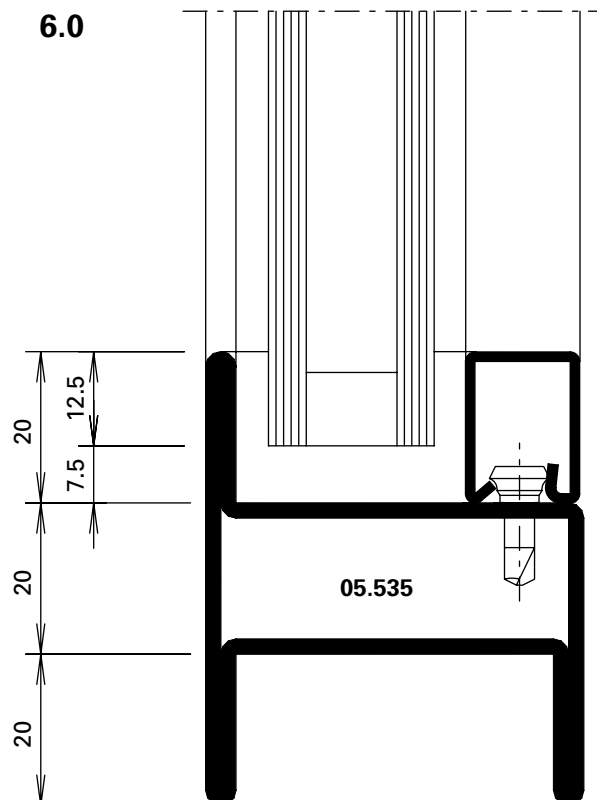


DXF **DWG** D-705-C-035

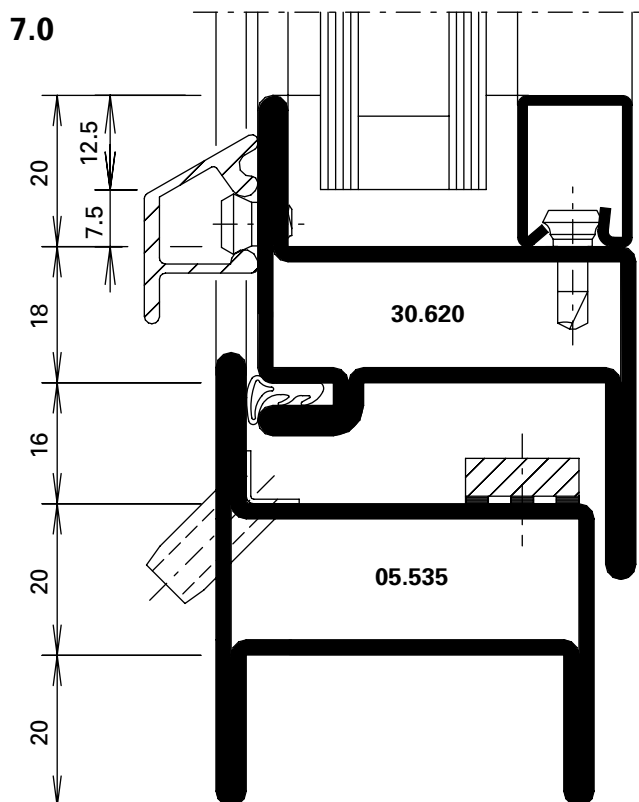




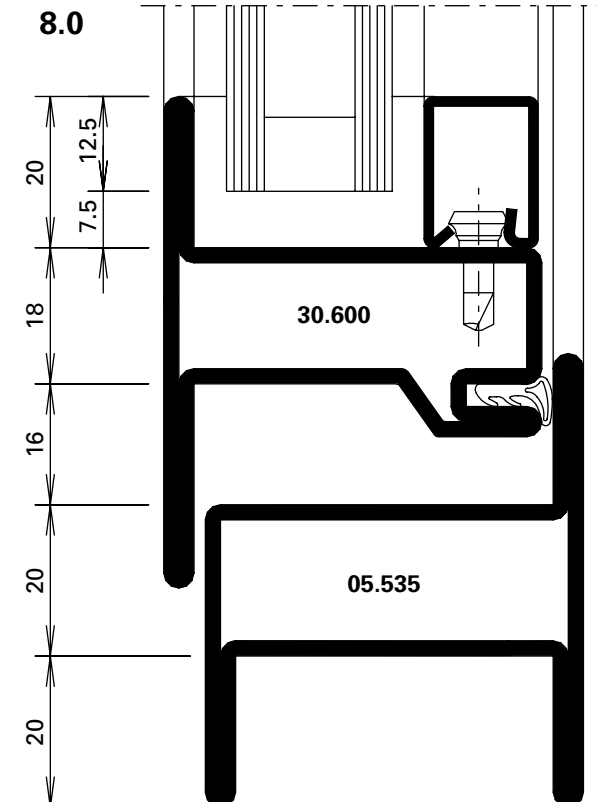
DWG
 DXF
 D-705-C-003



DWG
 DXF
 D-705-C-025

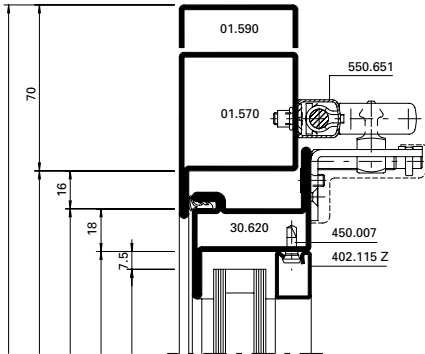


DWG
 DXF
 D-705-C-026

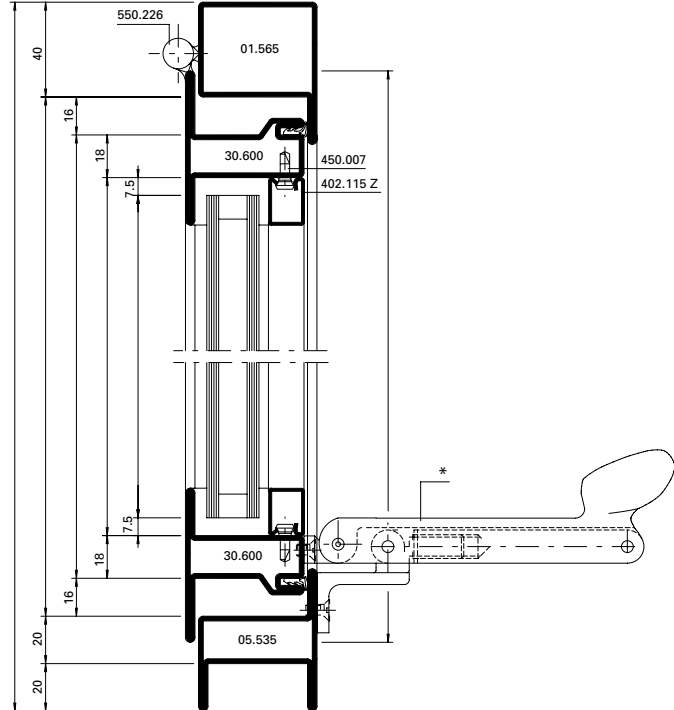


DWG
 DXF
 D-705-C-027

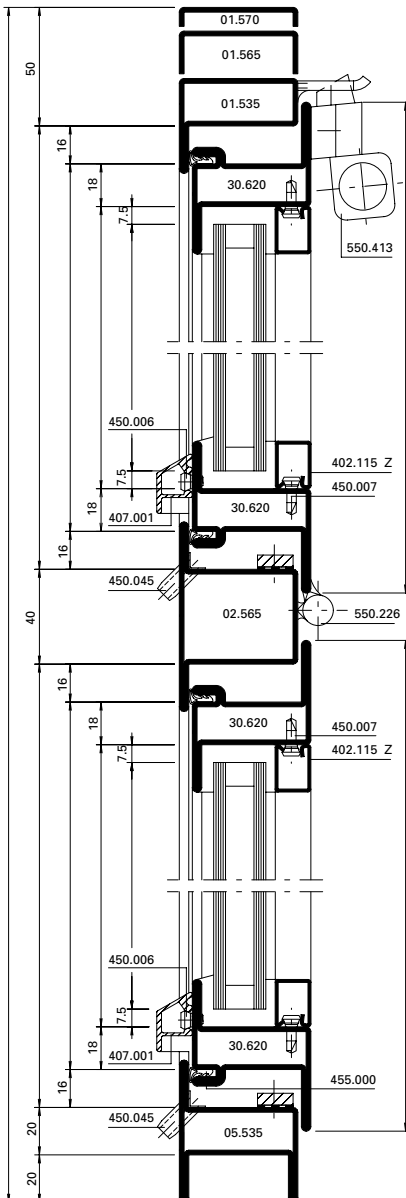
Alternative



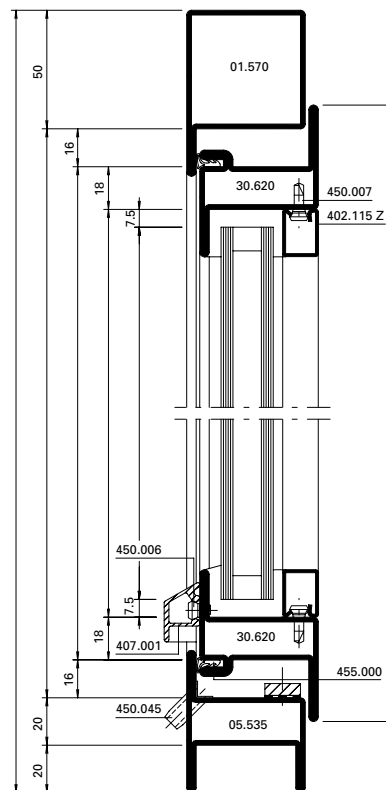
F - F

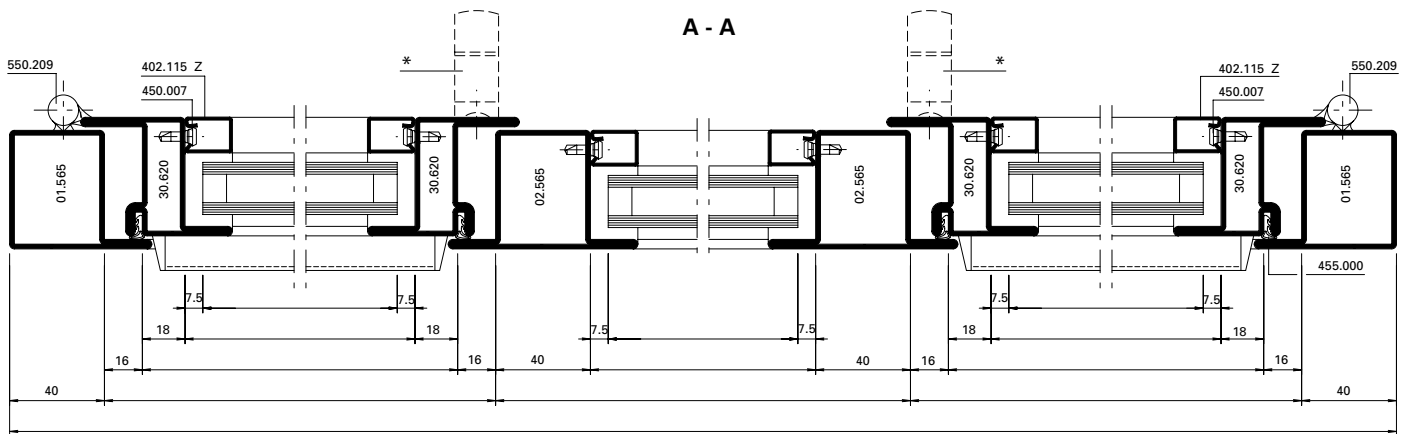


B - B

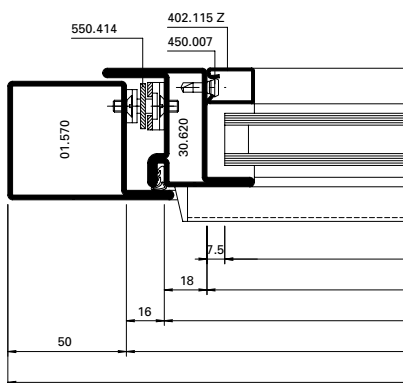


D - D

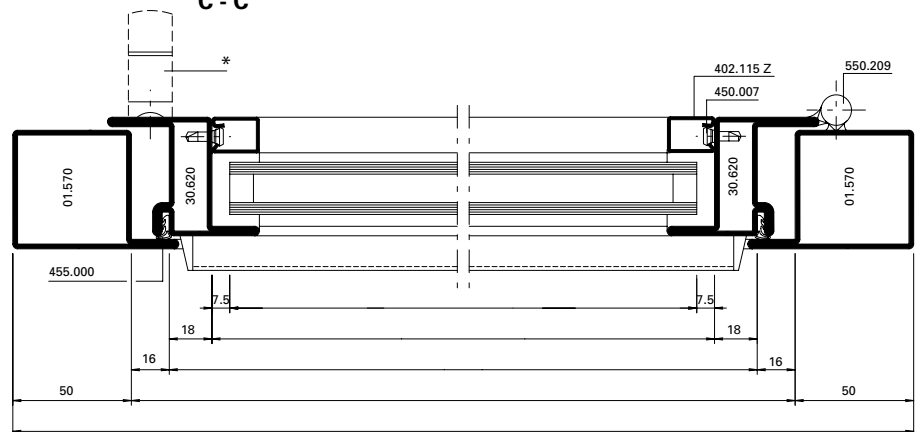




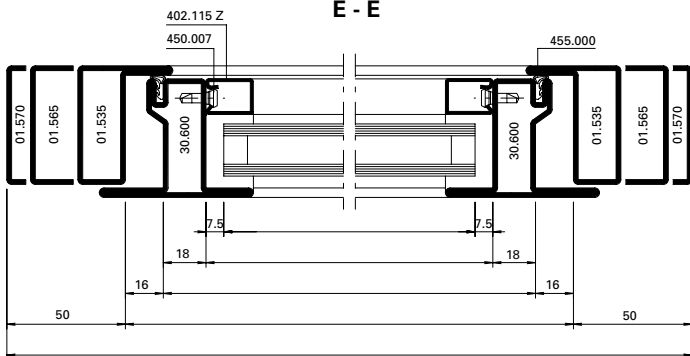
Detail A'



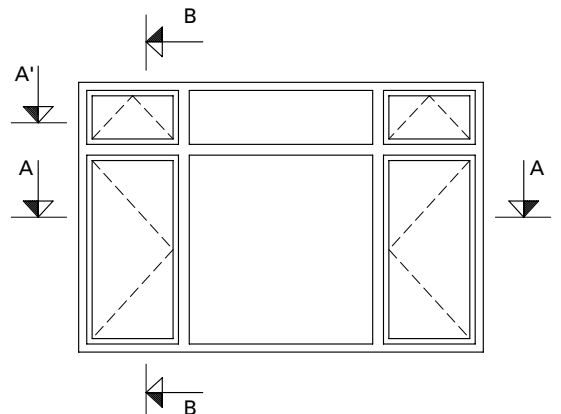
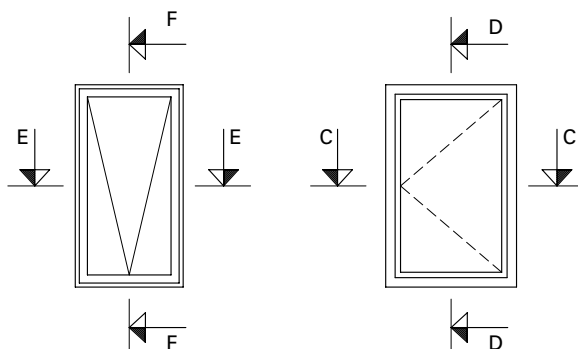
C - C



E - E



- * Fensterverschluss durch Beschlag-Fachhandel zu beziehen
- * Verrouillage de fenêtre à fournir par le métallier
- * window fastening set to be delivered by the metal constructor





550.413

Oberlichtschnäpper

aus Aluminium, farblos eloxiert,
Plattengröße 49x28 mm

VE = 1 Schnäpper
1 Flachkloben
zum Anschweißen
2 Linsensenschrauben
M5x15 Inox

550.413

Loqueteau

en alu, éloxé incolore,
support 49x28 mm

UV = 1 loqueteau
1 câle à souder
2 vis à tête fraisée bombée
M5x15 acier Inox

550.413

Top light catch

aluminium, anodised colourless,
plate size 49x28 mm

PU = 1 catch
1 flat plate to weld on
2 oval head screws
M5x15 stainless steel



550.414

Falzschere

aus Stahl, promatverzinkt,
bestehend aus Scherenarm,
Anschraubplatte und Schlitzplatte
für Kammermaß 16 mm

VE = 1 Paar (links und rechts)
8 Linsensenschrauben
M5x10 Inox

550.414

Compas d'arrêt pour fenêtre à soufflet

en acier, promatisé, comprenant
bras de compas, support et
plaque mortaisés. Mesure de
chambre nécessaire 16 mm

UV = 1 paire (gauche et droite)
8 vis à tête fraisée bombée
M5x10 acier Inox

550.414

Top light stay

steel, electrolytically galvanised,
comprising stay arm, screw-on
plate and slotted plate for
chamber size 16 mm

PU = 1 pair (left and right)
8 oval head screws
M5x10 stainless steel



550.209

Anschweissband

aus gezogenem Stahl,
Länge 80 mm, ø 13 mm,
Messing-Zwischenring,
Dorn fest eingepresst

VE = 25 Stück

550.209

Paumelle à souder

en acier étiré,
longueur 80 mm, ø 13 mm,
rondelle en laiton,
tige fixe sertie

UV = 25 pièces

550.209

Weld-on hinge

drawn steel, length 80 mm,
ø 13 mm, brass ring,
embedded pin

PU = 25 pieces

550.210

Anschweissband

aus gezogenem Stahl,
Länge 100 mm, ø 16 mm,
Messing-Zwischenring,
Dorn fest eingepresst

VE = 25 Stück

550.210

Paumelle à souder

en acier étiré,
longueur 100 mm, ø 16 mm,
rondelle en laiton,
tige fixe sertie

UV = 25 pièces

550.210

Weld-on hinge

drawn steel, length 100 mm,
ø 16 mm, brass ring,
embedded pin

PU = 25 pieces

550.226

Anschweissband

aus gezogenem Stahl,
Länge 80 mm, ø 13 mm,
Messing-Zwischenring,
Dorn lose

VE = 25 Stück

550.226

Paumelle à souder

en acier étiré,
longueur 80 mm, ø 13 mm,
rondelle en laiton,
tige mobile

UV = 25 pièces

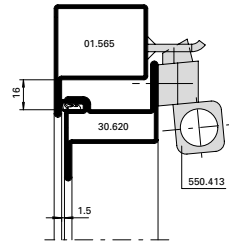
550.226

Weld-on hinge

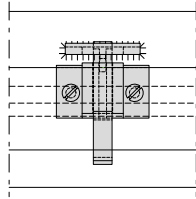
drawn steel, length 80 mm,
ø 13 mm, brass ring,
loose pin

PU = 25 pieces

Schnäpper 550.413



Loqueteau 550.413

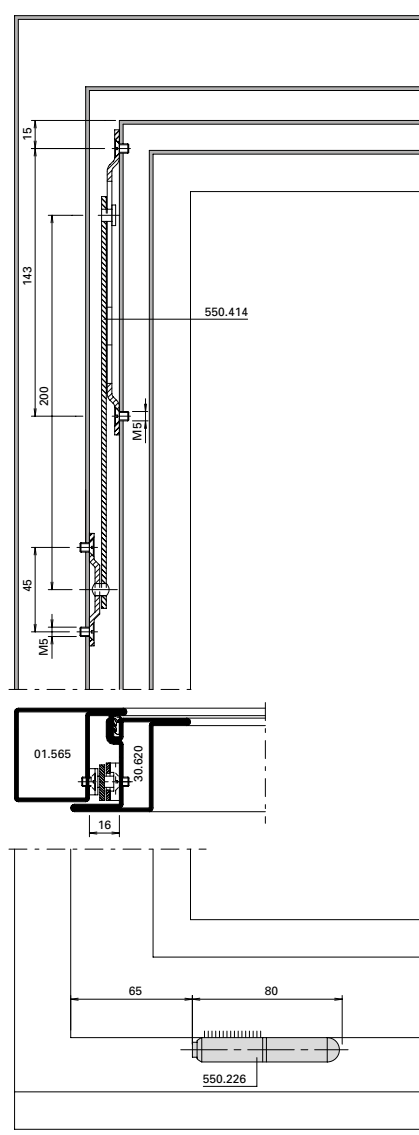
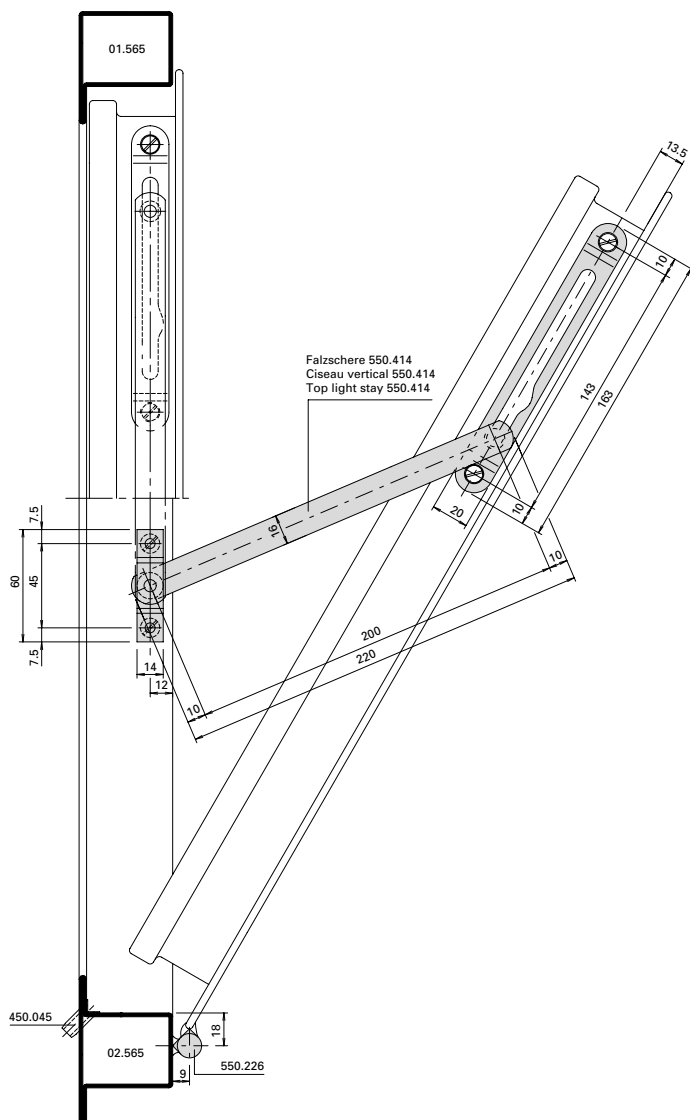


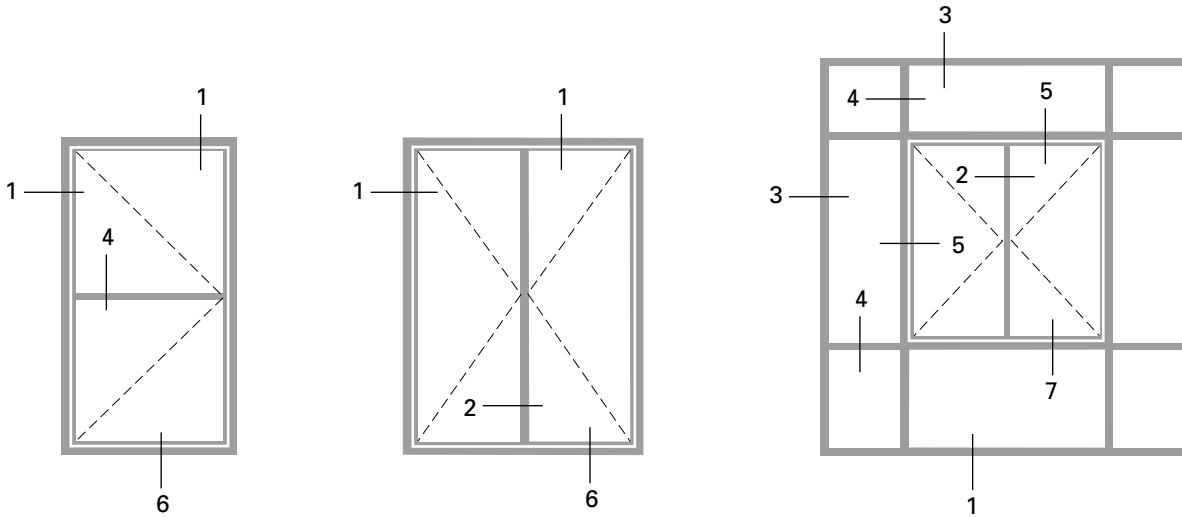
Top light catch 550.413

Falzschere 550.414

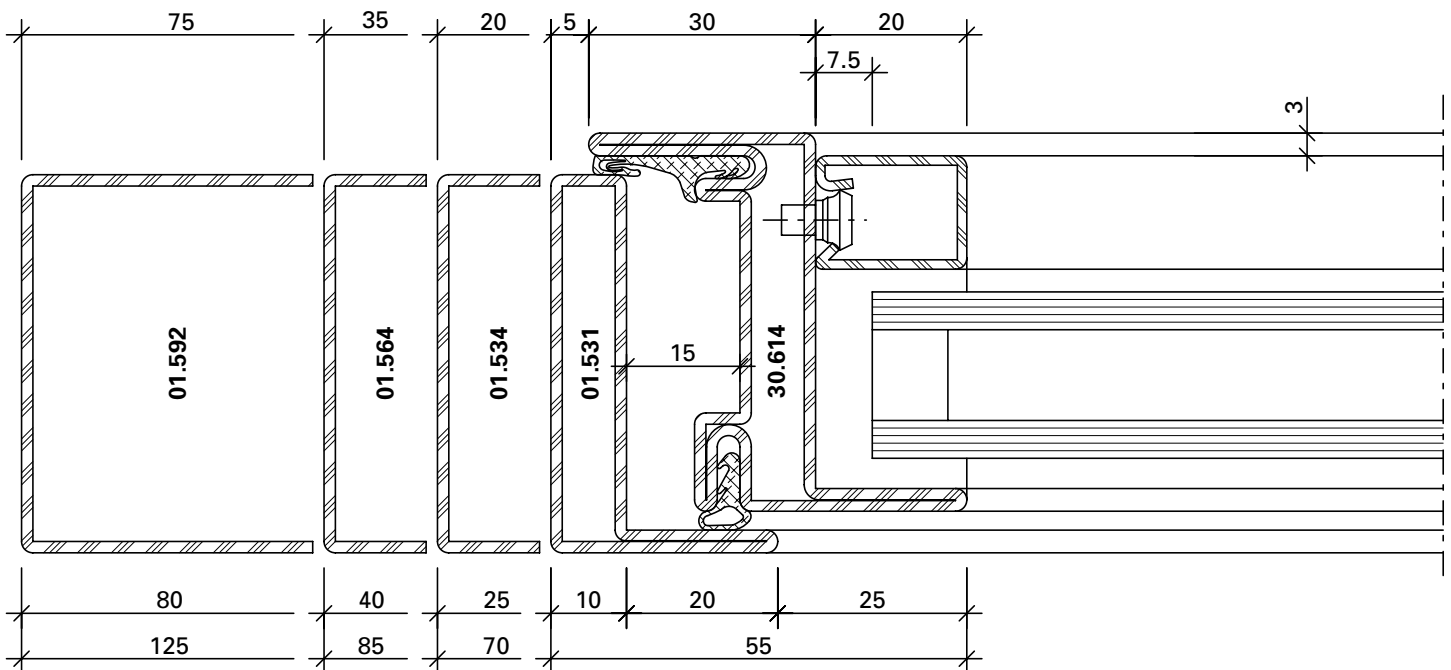
Ciseau vertical 550.414

Top light stay 550.414

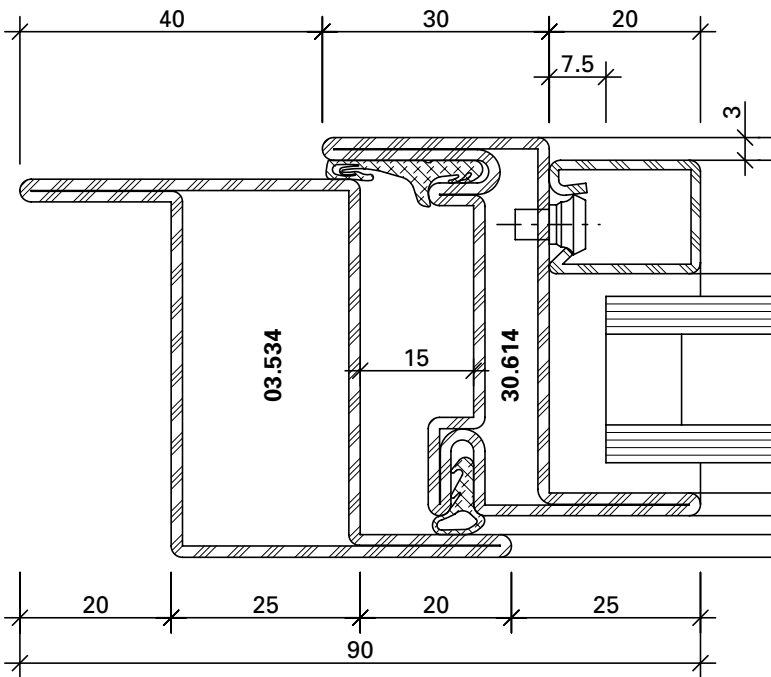




1.0

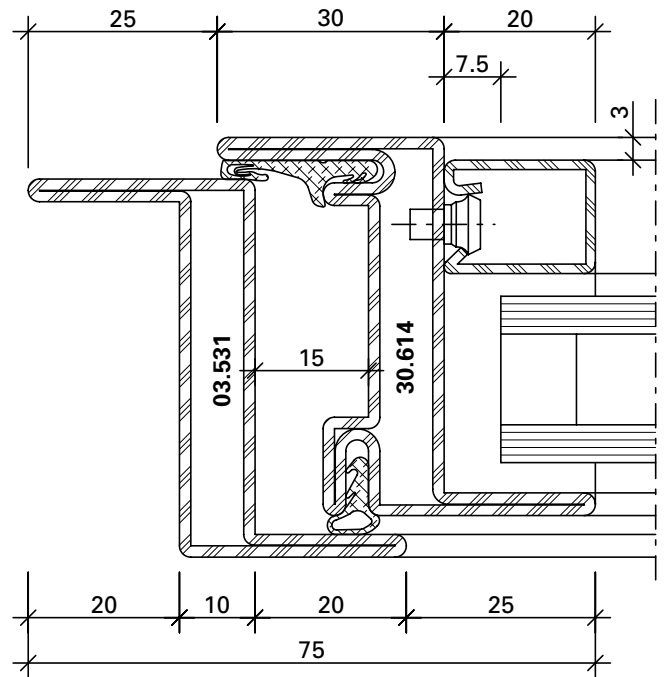


1.4



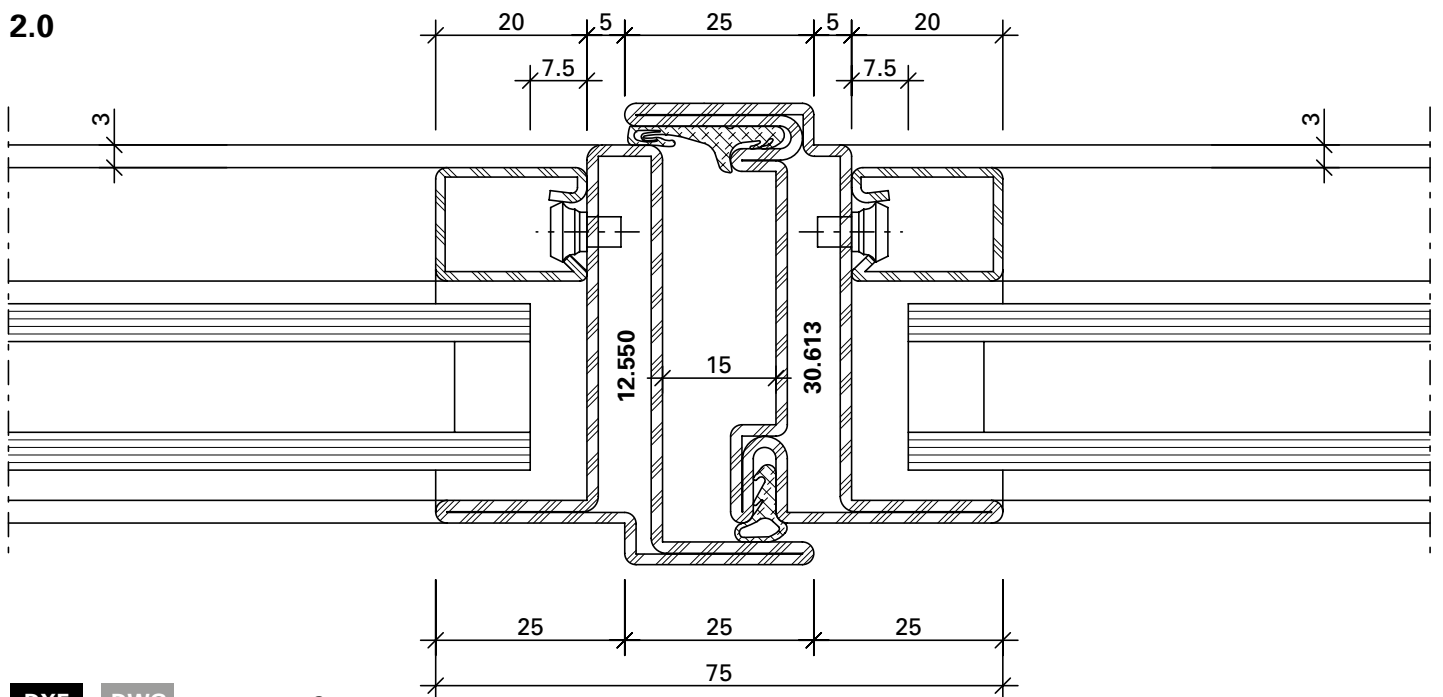
DXF **DWG** 23-0101-C-005

1.3



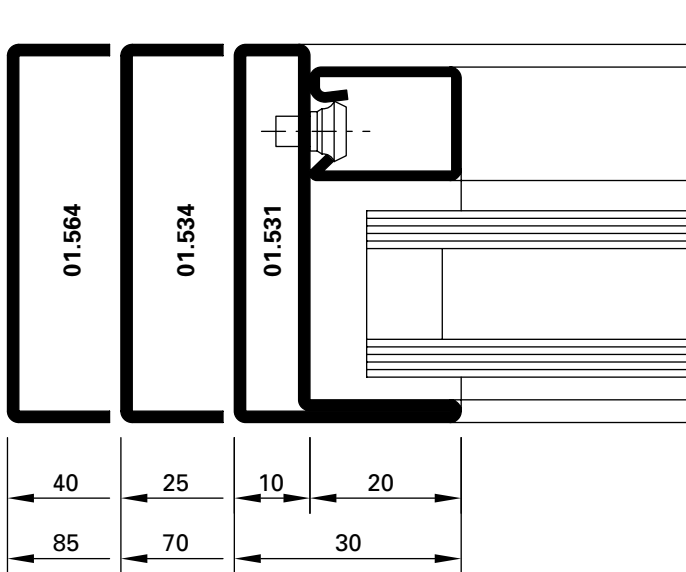
DXF **DWG** 23-0101-C-006

2.0



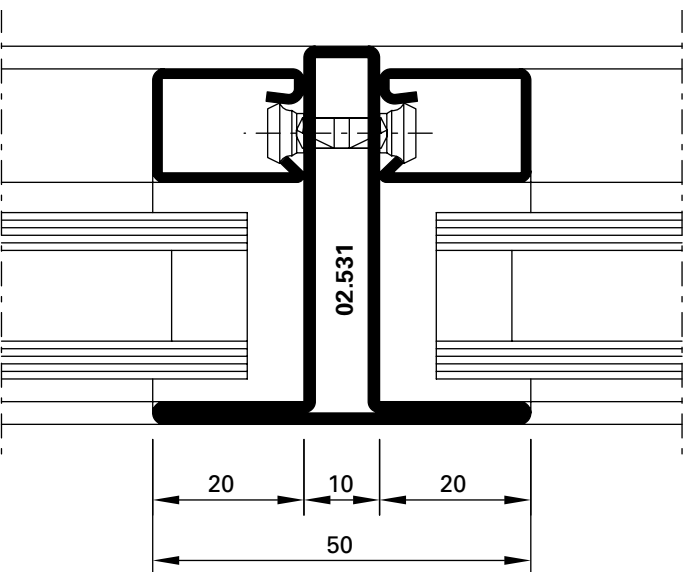
DXF **DWG** 23-0101-C-002

3.0



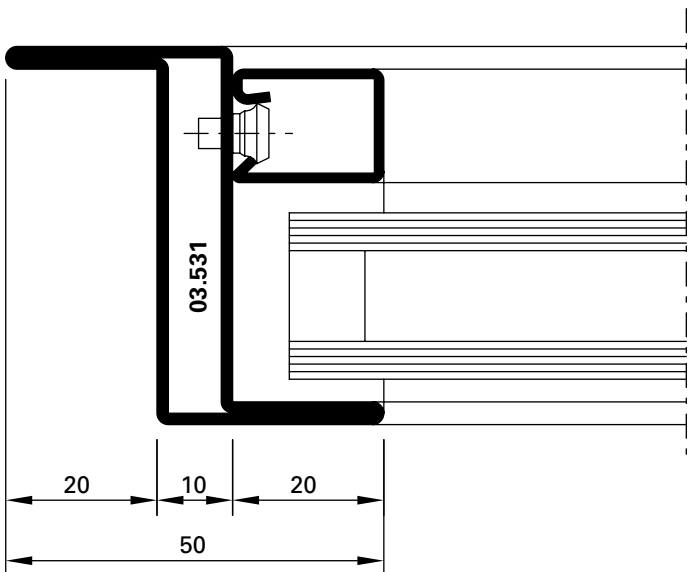
DXF **DWG** D-204-C-003

4.0



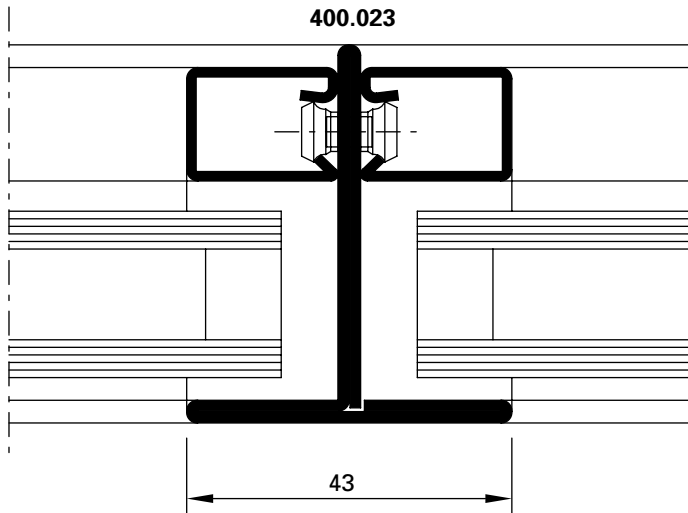
DXF **DWG** D-204-C-005

3.1



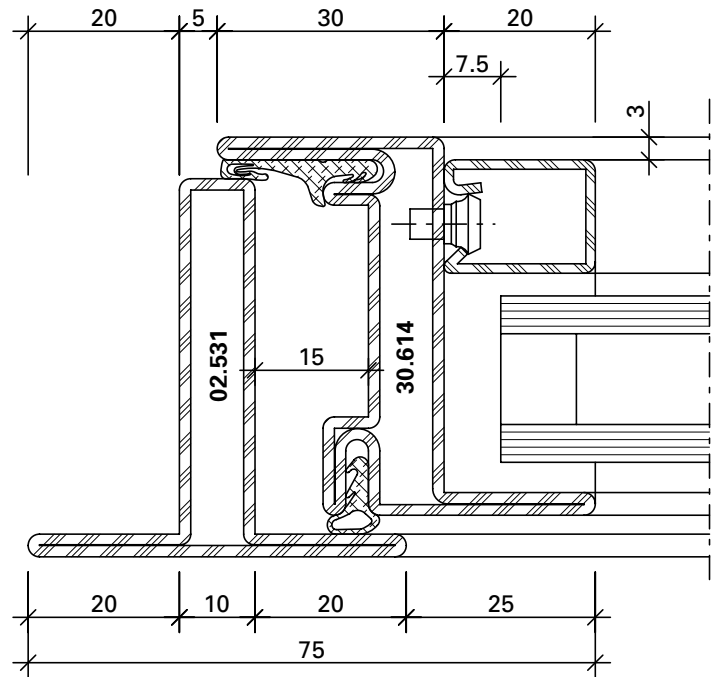
DXF **DWG** D-204-C-006

4.1



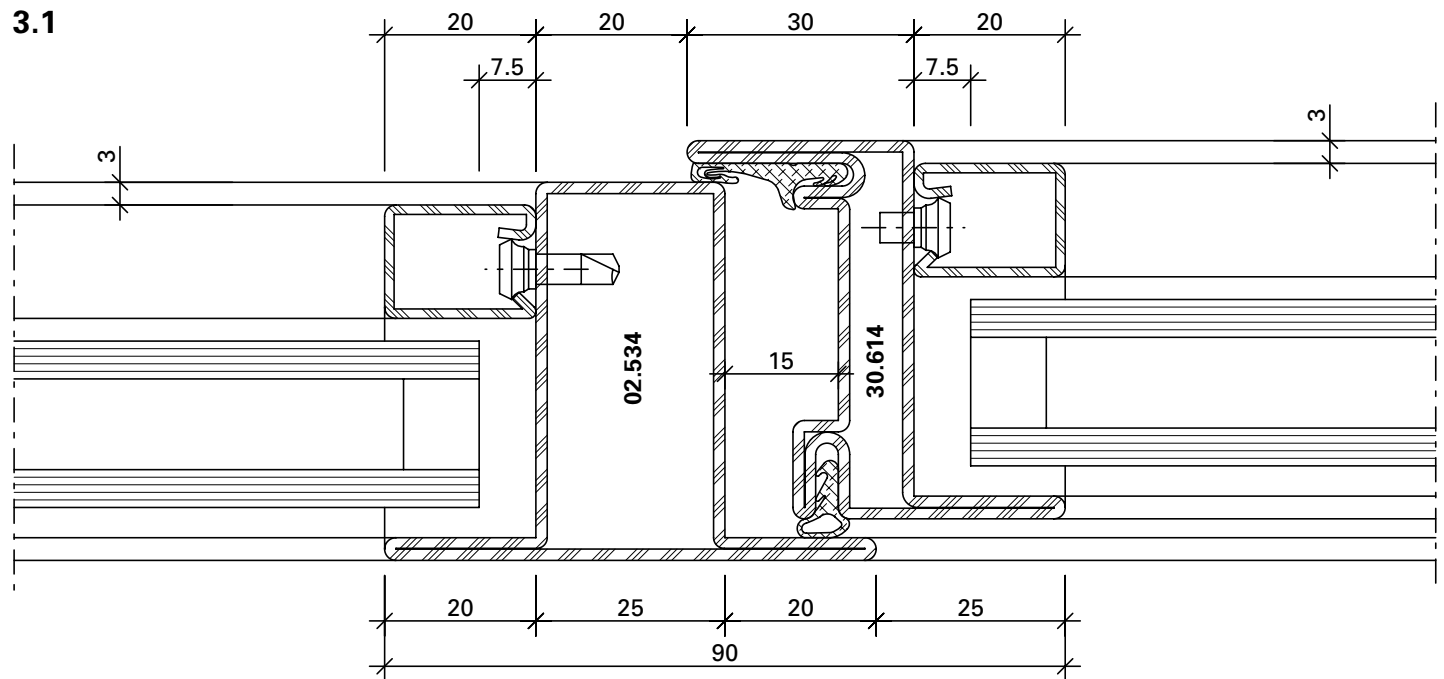
DXF **DWG** D-204-C-007

1.2



DXF **DWG** 23-0101-C-004

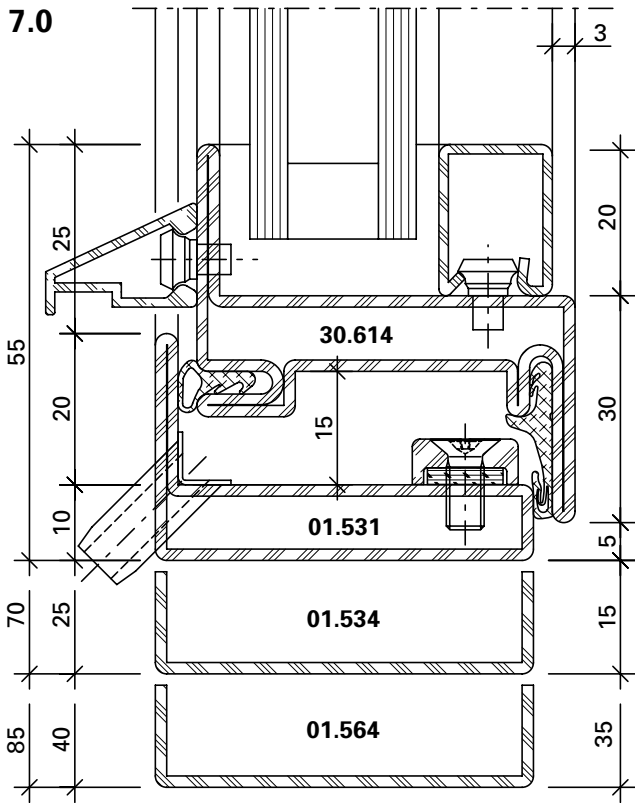
3.1



DXF **DWG** 23-0101-C-007

Schnittpunkte Renovationsprofile im Massstab 1:1
Coupe de détails profilés de rénovation à l'échelle 1:1
Section details renovation profiles on scale 1:1

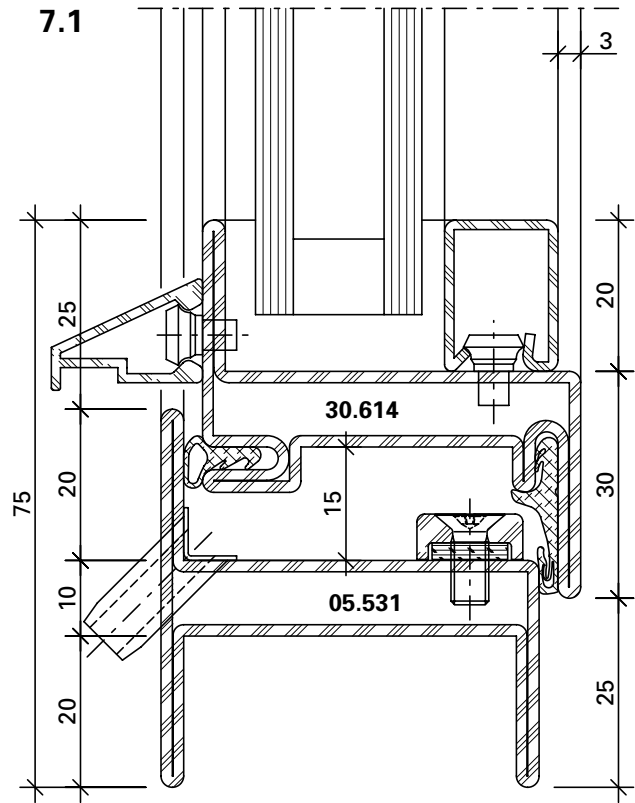
Profilserie Standard
 Série de profilés Standard
 Profile series Standard



DWG

DXF

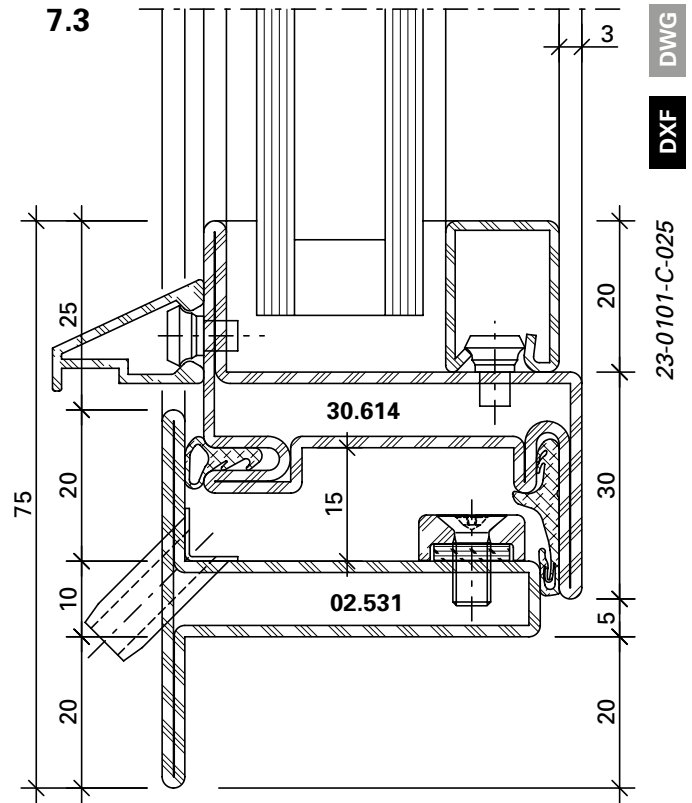
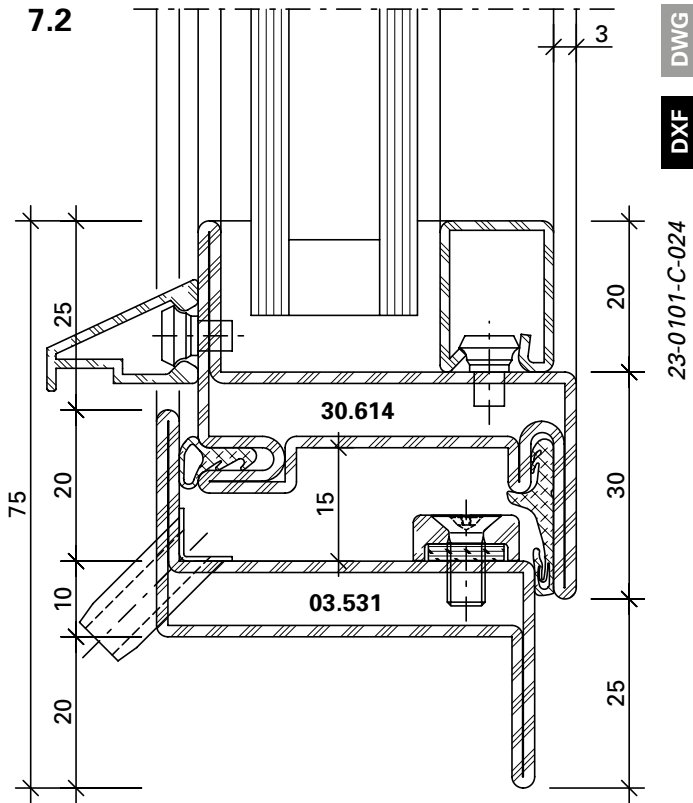
23-0101-C-022

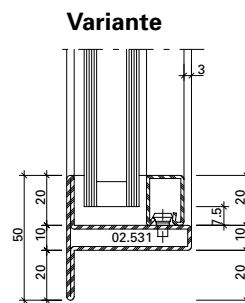
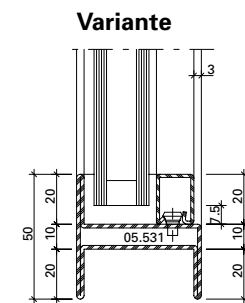
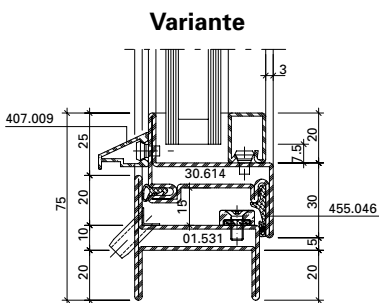
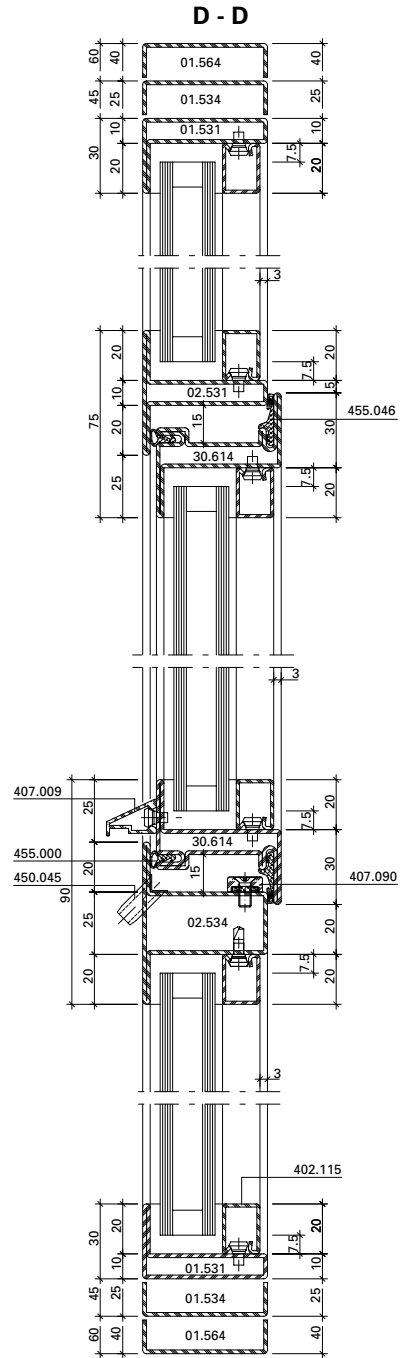
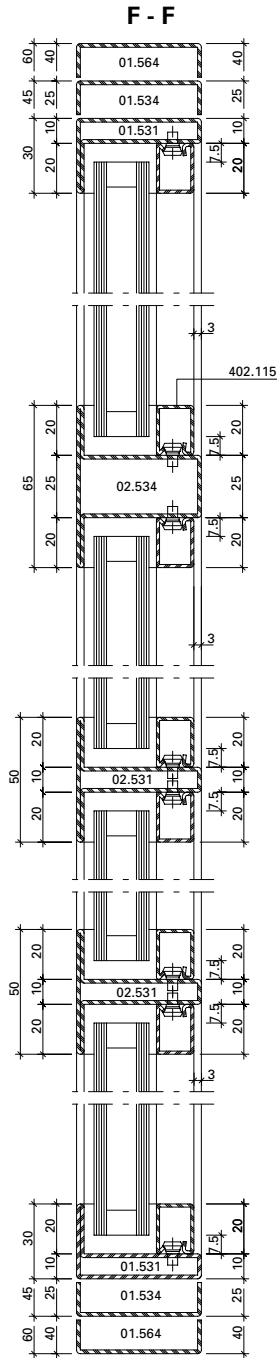
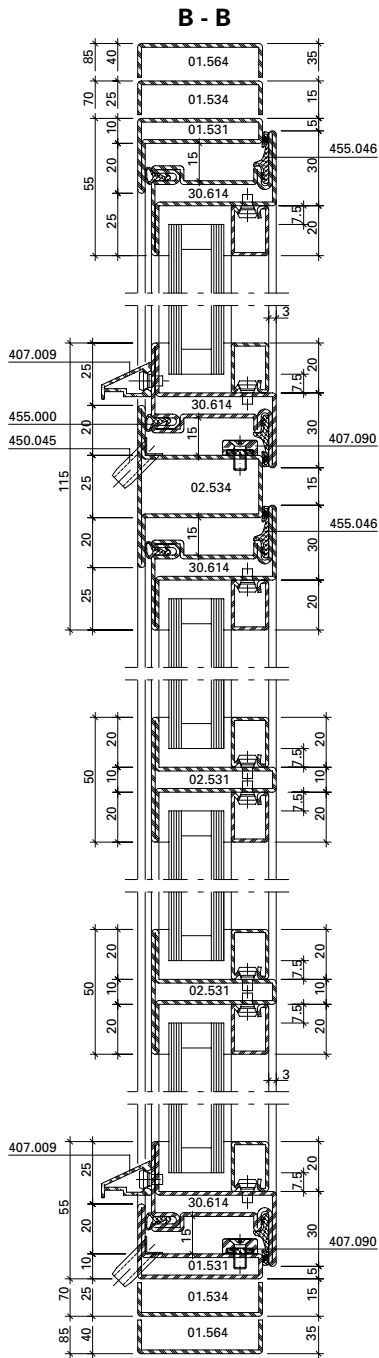


DWG

DXF

23-0101-C-023







Bedienungs-, Pflege- und Wartungsanleitung
(598.461)

Instructions d'emploi, d'entretien et de maintenance
(598.468)

Operating and maintenance instructions
(598.467)



Verarbeitung Jansen-Profilsysteme
(598.477)

Usinage systèmes de profilés Jansen
(598.491)

Fabrication of Jansen profile systems
(598.492)

Jansen AG

Steel Systems
Industriestrasse 34
9463 Oberriet
Schweiz
jansen.com

JANSEN