

VISS Fire TVS (vertikal)

Wärmegeämmte Brandschutz-Fassaden

VISS Fire TVS (vertical)

Façades de protection incendie à rupture de pont thermique

VISS Fire TVS (vertical)

Thermally insulated fire-resistant façades

Systemübersicht

Systemschnitt
Typenübersicht
Zulassungen

Sommaire du système

Coupe du système
Sommaire des types
Homologations

Summary of system

Cross-section trough system
Summary of types
Authorisations

2

Profilsortiment

Profile 50 mm
Deckprofile 50 mm
Zubehör

Assortiment de profilé

Profilés 50 mm
Profilés de recouvrement 50 mm
Accessoires

Range of profiles

Profiles 50 mm
Cover sections 50 mm
Accessories

8

Konstruktions-Hinweise E30

Schnittpunkte
Konstruktions-Details
Anschlüsse am Bau

Consignes de construction E30

Coupes de détails
Détails de construction
Raccordement au mur

Construction instructions E30

Section details
Construction details
Attachment to structure

21

Konstruktions-Hinweise EI60/EI90

Schnittpunkte Konstruktions-
Details Anschlüsse am Bau

Consignes de construction EI60/EI90

Coupes de détails
Détails de construction
Raccordement au mur

Construction instructions EI60/EI90

Section details
Construction details
Attachment to structure

47

Verarbeitungs-Hinweise

Indications d'usage

Assembly instructions

77

Alle Ausführungen dieser Dokumentation haben wir sorgfältig und nach bestem Wissen zusammengestellt. Wir können aber keine Verantwortung für die Benützung der vermittelten Vorschläge und Daten übernehmen. Wir behalten uns technische Änderungen ohne Vorankündigung vor.

Nous avons apporté le plus grand soin à l'élaboration de cette documentation. Cependant, nous déclinons toute responsabilité pour l'utilisation faite de nos propositions et de nos données. Nous nous réservons le droit de procéder à des modifications techniques sans préavis.

All the information contained in this documentation is given to the best of our knowledge and ability. However, we decline all responsibility for the use made of these suggestions and data. We reserve the right to effect technical modifications without prior warning.

VISS Fire TVS (vertikal)

Wärmegeämmte, auf dem System der Trockenverglasung basierende Pfosten-Riegelkonstruktion für Brandschutz-Fassaden.

Anwendung:
E30
EI60 / EI90

VISS Fire TVS (vertical)

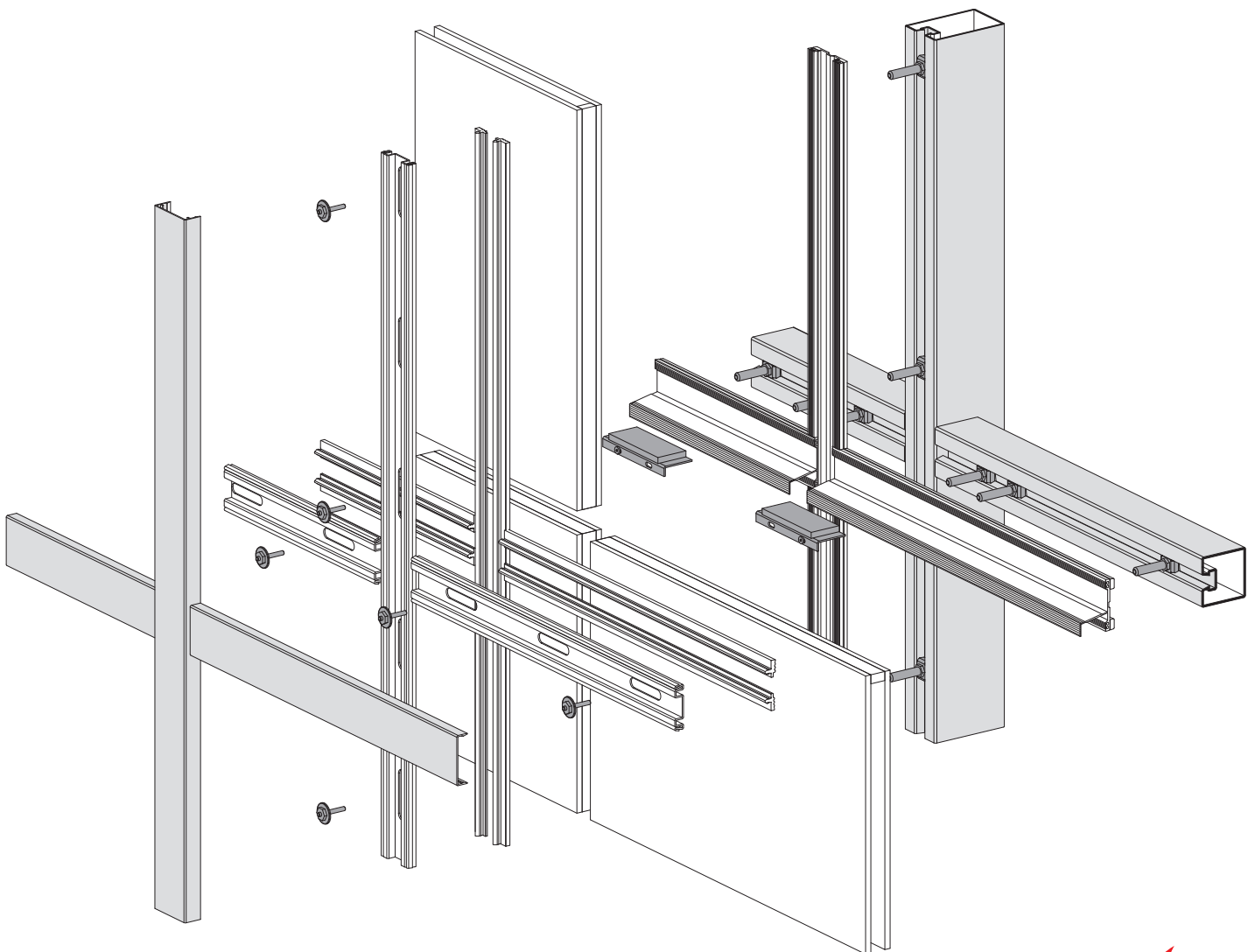
Construction à montants et traverses à rupture de pont thermique basée sur le système de vitrage à sec pour façades de protection incendie.


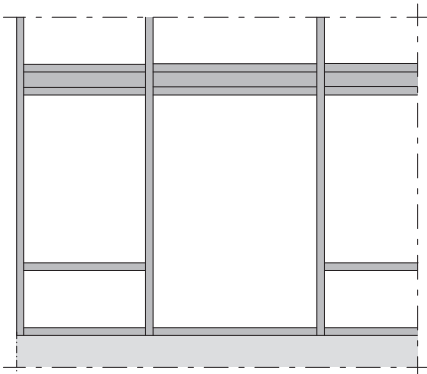
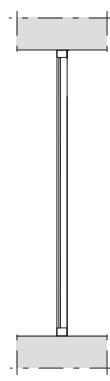
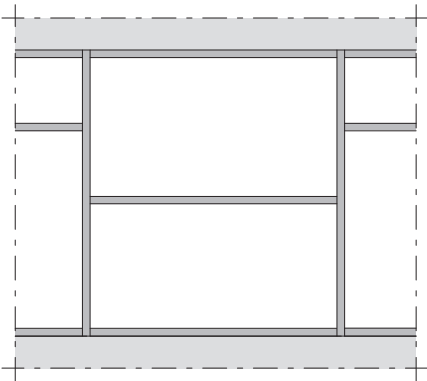

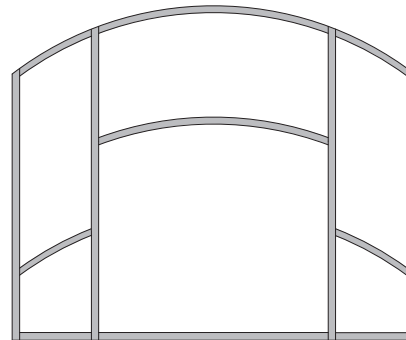
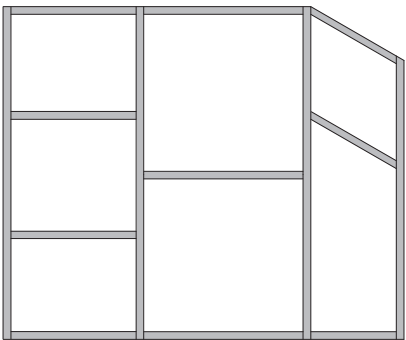
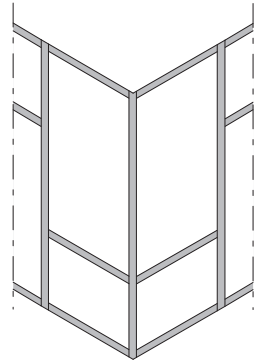
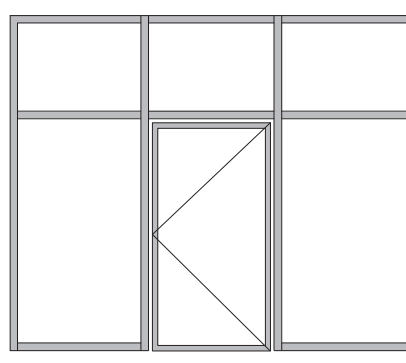

Application:
E30
EI60 / EI90

VISS Fire TVS (vertical)

Fully insulated curtain walling system, suitable for fire protection façades, using mullions and transoms and based on the dry glazing system.

Application:
E30
EI60 / EI90





VISS Fire TVS (vertikal)
Brandschutzverglasung Klasse E

VISS Fire TVS (vertical)
Vitrage pare-flammes Classe E

VISS Fire TVS (vertical)
Fire protection glazing Class E

DE: G30
Z-19-14-590
Z-19.14-1214
G60
Z-19.14-1216

TRAV
Technische Regeln für die
Verwendung von absturzsichernden
Verglasungen
Prüfbescheid
J-10-02-1 „a“ Fassade
Kategorie A (900 mm)

Klemmverbindung
AbZ Z-14.4-465 (Brandschutzanker)

Pfosten-Riegel-Verbindung
AbZ Z-14.4-467 (T-Verbinder)

DE: G30
Z-19-14-590
Z-19.14-1214
G60
Z-19.14-1216

TRAV
Règlement technique pour la
sécurité anti-chute des vitrages
Prüfbescheid
J-10-02-1 „a“ Fassade
Kategorie A (900 mm)

Jonction par serrage
AbZ Z-14.4-465 (boulon d'ancrage
anti-incendie)

Jonction montant-traverse
AbZ Z-14.4-467 (Raccord en T)

DE: G30
Z-19-14-590
Z-19.14-1214
G60
Z-19.14-1216

TRAV
The technical regulations for
protecting glazing against
falling out
Prüfbescheid
J-10-02-1 „a“ Fassade
Kategorie A (900 mm)

Clamp connection
AbZ Z-14.4-465 (fire-proof anchor)

Mullion-transom connection
AbZ Z-14.4-467 (Connecting spigot)

A: E30 / EW30
E60 / EW60
E90 / EW90
Klassifizierungsbericht
Nr. 100 308 27-4 IBS Linz

A: E30 / EW30
E60 / EW60
E90 / EW90
Klassifizierungsbericht
Nr. 100 308 27-4 IBS Linz

A: E30 / EW30
E60 / EW60
E90 / EW90
Klassifizierungsbericht
Nr. 100 308 27-4 IBS Linz

GB: Integrity 1/2 h, 1 h, 1 1/2 h, 2 h
BS 476:Part 22:1987
CC 204234A, Rev. 3
BRE GB-Bucknalls Lane,
Harston, Watford, Herfordshire

GB: Integrity 1/2 h, 1 h, 1 1/2 h, 2 h
BS 476:Part 22:1987
CC 204234A, Rev. 3
BRE GB-Bucknalls Lane,
Harston, Watford, Herfordshire

GB: Integrity 1/2 h, 1 h, 1 1/2 h, 2 h
BS 476:Part 22:1987
CC 204234A, Rev. 3
BRE GB-Bucknalls Lane,
Harston, Watford, Herfordshire

Die landesspezifischen
Brandschutz-Zulassungen bzw.
deren Bestimmungen und
Vorschriften sind zu beachten.

Les certificats de protection
incendie spécifiques au pays,
leurs dispositions et leurs
prescriptions doivent être respectés.

Fire-protection approvals or
applicable national regulations
and determinations must be
observed.

VISS Fire TVS (vertikal)
Brandschutzverglasung Klasse EI

VISS Fire TVS (vertical)
Vitrage coupe feu Classe EI

VISS Fire TVS (vertical)
Fire protection glazing Class EI

DE: F30

Z-19-14-1592

F90

Z-19.14-1730

TRAV

Technische Regeln für die Verwendung von absturzsichernden Verglasungen

Prüfbescheid

J-10-02-1 „a“ Fassade

Kategorie A (900 mm)

Klemmverbindung

AbZ Z-14.4-465 (Brandschutzanker)

Pfosten-Riegel-Verbindung

AbZ Z-14.4-467 (T-Verbinder)

A: EI30 / EI60

Klassifizierungsbericht
Nr. 100 308 27-4 IBS Linz

GB: Integrity 1/2 h, 1 h, 1 1/2 h, 2 h

BS 476:Part 22:1987

CC 204234A, Rev. 3

BRE GB-Bucknalls Lane,

Harston, Watford, Herfordshire

DE: F30

Z-19-14-1592

F90

Z-19.14-1730

TRAV

Règlement technique pour la sécurité anti-chute des vitrages

Prüfbescheid

J-10-02-1 „a“ Fassade

Kategorie A (900 mm)

Jonction par serrage

AbZ Z-14.4-465 (boulon d'ancrage anti-incendie)

Jonction montant-traverse

AbZ Z-14.4-467 (Raccord en T)

A: EI30 / EI60

Klassifizierungsbericht
Nr. 100 308 27-4 IBS Linz

GB: Integrity 1/2 h, 1 h, 1 1/2 h, 2 h

BS 476:Part 22:1987

CC 204234A, Rev. 3

BRE GB-Bucknalls Lane,

Harston, Watford, Herfordshire

DE: F30

Z-19-14-1592

F90

Z-19.14-1730

TRAV

The technical regulations for protecting glazing against falling out

Prüfbescheid

J-10-02-1 „a“ Fassade

Kategorie A (900 mm)

Clamp connection

AbZ Z-14.4-465 (fire-proof anchor)

Mullion-transom connection

AbZ Z-14.4-467 (Connecting spigot)

A: EI30 / EI60

Klassifizierungsbericht
Nr. 100 308 27-4 IBS Linz

GB: Integrity 1/2 h, 1 h, 1 1/2 h, 2 h

BS 476:Part 22:1987

CC 204234A, Rev. 3

BRE GB-Bucknalls Lane,

Harston, Watford, Herfordshire

Die landesspezifischen Brandschutz-Zulassungen bzw. deren Bestimmungen und Vorschriften sind zu beachten.

Les certificats de protection incendie spécifiques au pays, leurs dispositions et leurs prescriptions doivent être respectés.

Fire-protection approvals or applicable national regulations and determinations must be observed.

VISS Fire TVS (vertikal)

VISS Fire TVS (vertical)

VISS Fire TVS (vertical)

Produktnorm Vorhangfassade
EN 13830

Luftdurchlässigkeit (EN 12152) AE
Schlagregendichtheit (EN 12154) RE 1200
Widerstandsfähigkeit bei Windlast
(EN 13116)
zulässige Last 2000 Pa
erhöhte Last 3000 Pa
Stoßfestigkeit (EN 14019) I5/E5

Prüfbericht 108 28793,
Gutachten 155 28793 und
Klassifizierungsbericht 100 28793,
ift DE-Rosenheim

Luftschalldämmung

nach EN ISO 140-3 (1993) und ISO/DIS
717-1 (1993), DIN 52210:

$R_w = 42$ dB (bei Füllelementwert
mind. $R_w = 42$ dB)

Gutachtliche Stellungnahme vom
13.9.1996 der EMPA, Dübendorf/CH

Norme de produit façade rideau
EN 13830

Perméabilité à l'air (EN 12152) AE
Étanchéité à la pluie battante (EN 12154)
RE 1200
Résistance à la charge du vent (EN 13116)
Charge admissible 2000 pa
Charge élevée 3000 Pa
Résistance aux chocs (EN 14019) I5/E5

Rapport d'essai 108 28793,
expertise 155 28793 et rapport de
classification 100 28793,
ift DE-Rosenheim

Isolement contre les sons aériens

selon EN ISO 140-3 (1993) et
ISO/DIS 717-1 (1993), DIN 52210:

$R_w = 42$ dB (avec valeur du
remplissage min. $R_w = 42$ dB)

Expertise de l'EMPA Dübendorf/CH
du 13.9.1996

Product approval curtain walls
EN 13830

Air permeability (EN 12152) AE
Resistance to driving rain (EN 12154)
RE 1200
Resistance to wind loads (EN 13116)
Permissible load 2000 Pa
Increased load 3000 Pa
Impact streng (EN 14019) I5/E5

Test report 108 28793,
appraisal report 155 28793 and
classification report 100 28793
ift DE-Rosenheim

Insulation against airborne noise

according to EN ISO 140-3 (1993)
and ISO/DIS 717-1 (1993), DIN 52210:

$R_w = 42$ dB (with glass/infill panel min.
 $R_w = 42$ dB)

Expertise dated 13.9.1996 by
EMPA Dübendorf/CH

Ausgeführte Objekte
Objets réalisés
Completed projects

VISS Fire TVS (vertikal)
VISS Fire TVS (vertical)
VISS Fire TVS (vertical)

Einkaufszentrum Super «U», Caen/FR (Architekt: Billard Durand & Associés, Architectes et Urbanistes, Hérouville-Saint-Clair)



Profile 50 mm (Massstab 1:3)

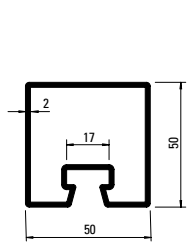
Profils 50 mm (échelle 1:3)

Profiles 50 mm (scale 1:3)

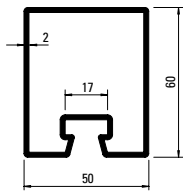
VISS Fire TVS (vertikal)

VISS Fire TVS (vertical)

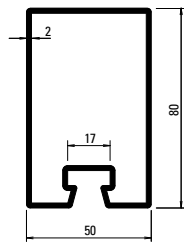
VISS Fire TVS (vertical)



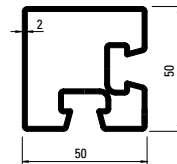
76.694
76.694 Z



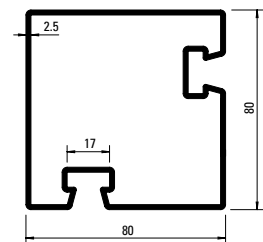
76.671
76.671 Z



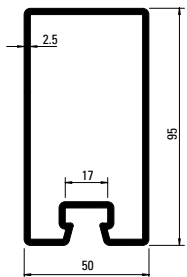
76.696
76.696 Z



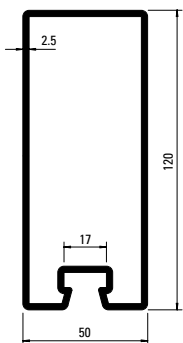
76.094



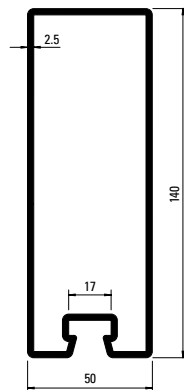
76.096



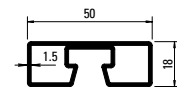
76.697
76.697 Z



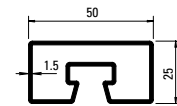
76.679
76.679 Z



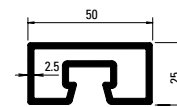
76.666
76.666 Z



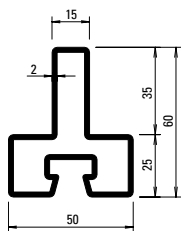
76.692



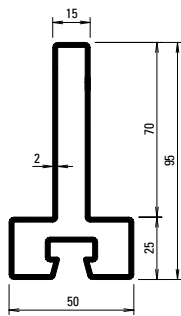
76.682



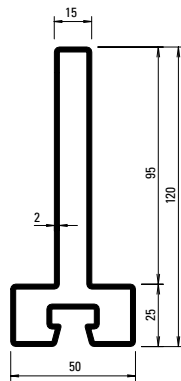
76.680



76.114



76.115



76.116

Profil-Nr.	G kg/m	F cm ²	I _x cm ⁴	W _x cm ³	I _y cm ⁴	W _y cm ³	U m ² /m
76.094	4,090	5,21	15,20	5,90	15,20	5,90	0,280
76.096	7,437	9,462	83,79	20,52	83,79	20,52	0,391
76.114	3,820	4,87	15,36	4,14	9,79	3,91	0,251
76.115	4,920	6,27	54,76	9,31	10,38	4,15	0,321
76.116	5,710	7,27	105,0	14,31	10,81	4,32	0,371
76.666	7,910	10,10	240,0	32,10	43,50	17,40	0,412
76.671	3,860	4,90	23,2	7,20	17,30	6,90	0,260

Profil-Nr.	G kg/m	F cm ²	I _x cm ⁴	W _x cm ³	I _y cm ⁴	W _y cm ³	U m ² /m
76.679	7,120	9,07	162,0	25,20	37,90	15,20	0,373
76.680	3,390	4,32	3,17	2,38	11,08	4,43	0,182
76.682	2,120	2,70	2,34	1,81	7,20	2,90	0,190
76.692	1,900	2,52	0,85	0,81	6,00	2,40	0,176
76.694	3,500	4,50	15,0	5,70	14,80	5,90	0,240
76.696	4,450	5,70	48,4	11,50	21,80	8,70	0,300
76.697	6,100	7,90	92,0	17,90	31,00	12,40	0,330

Deckprofile 50 mm (Masstab 1:3)

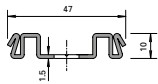
Profils de recouvrement 50 mm (échelle 1:3)

Cover sections 50 mm (scale 1:3)

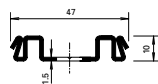
VISS Fire TVS (vertikal)

VISS Fire TVS (vertical)

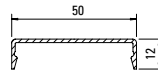
VISS Fire TVS (vertical)



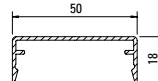
400.867



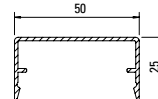
400.867 Z



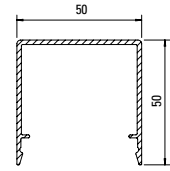
407.860



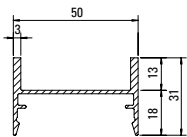
407.861



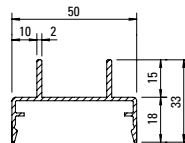
407.862



407.863

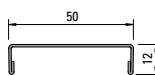


407.900



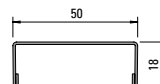
407.911

Edelstahl-Abdeckprofile
Werkstoff 1.4301 (AISI 304)
 geschliffen, Korn 220/240,
 mit Schutzfolie, Länge 6 m



400.860

Profilé de recouvrement acier Inox
Qualité 1.4301 (AISI 304)
 meulé, degré 220/240, avec feuille
 de protection, longueurs 6 m

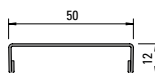


400.861

Stainless steel cover sections
Material 1.4301 (AISI 304)
 polished, grain 220/240,
 with protective film, length 6 m

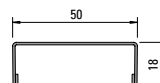


Edelstahl-Abdeckprofile
Werkstoff 1.4401 (AISI 316)
 geschliffen, Korn 220/240,
 mit Schutzfolie, Länge 6 m



400.862

Profilé de recouvrement acier Inox
Qualité 1.4401 (AISI 316)
 meulé, degré 220/240, avec feuille de
 protection, longueurs 6 m



400.863

Stainless steel cover sections
Material 1.4401 (AISI 316)
 polished, grain 220/240,
 with protective film, length 6 m

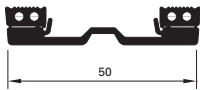
Profil-Nr.	G kg/m	U m ² /m	P m ² /m
407.860	0,266	0,147	0,072
407.861	0,341	0,185	0,084
407.862	0,394	0,213	0,098
407.863	0,660	0,313	0,148
407.900	0,556	0,240	0,138
407.911	0,510	0,245	0,146

Profil-Nr.	G kg/m
400.860	0,644
400.861	0,734
400.862	0,652
400.863	0,744

Dichtungen
Klasse E30
Klasse EI60 / EI90

Joints
Classe E30
Classe EI60 / EI90

Gaskets
Class E30
Class EI60 / EI90



455.547

Innendichtung vertikal
schwer entflammbar, schwarz,
50 mm breit

VE = 50 m

455.547

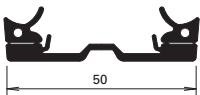
Joint intérieur vertical
difficilement combustible, noir,
largeur 50 mm

UV = 50 m

455.547

Inner gasket vertical
flame retardant, black,
50 mm wide

PU = 50 m



455.549

Innendichtung vertikal
schwer entflammbar, schwarz,
50 mm breit

Einsatz:
Segmentverglasungen

VE = 50 m

455.549

Joint intérieur vertical
difficilement combustible, noir,
largeur 50 mm

Utilisation:
vitrages segmentés

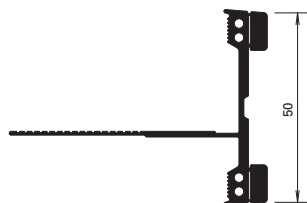
UV = 50 m

455.549

Inner gasket vertical
flame retardant, black,
50 mm wide

Application:
segmental glazing

PU = 50 m



455.550

Innendichtung horizontal
schwer entflammbar, schwarz,
50 mm breit

Einsatz:
Riegel im Vertikalbereich

VE = 50 m

455.550

Joint intérieur horizontal
difficilement combustible, noir,
largeur 50 mm

Utilisation:
traverse façade verticale

UV = 50 m

455.550

Inner gasket horizontal
flame retardant, black,
50 mm wide

Application:
transom in vertical area

PU = 50 m

Dichtungen
Klasse E30
Klasse EI60 / EI90

Joints
Classe E30
Classe EI60 / EI90

Gaskets
Class E30
Class EI60 / EI90



455.508

Aussendichtung

schwer entflammbar, schwarz,
für Anpressprofile 400.867 und
400.867 Z

Einsatz:
Pfosten, Riegel oben

VE = 100 m

455.508

Joint extérieur

difficilement combustible, noir,
pour profilés de fixation 400.867
et 400.867 Z

Utilisation:
montant, traverse supérieur

UV = 100 m

455.508

Outer gasket

flame retardant, black,
for clamping sections 400.867
and 400.867 Z

Application:
mullion, transom top

PU = 100 m



455.509

Aussendichtung

schwer entflammbar, schwarz,
für Anpressprofile 400.867 und
400.867 Z

Einsatz:
Riegel unten

VE = 50 m

455.509

Joint extérieur

difficilement combustible, noir,
pour profilés de fixation 400.867
et 400.867 Z

Utilisation:
traverse inférieure

UV = 50 m

455.509

Outer gasket

flame retardant, black,
for clamping sections 400.867
and 400.867 Z

Application:
transom bottom

PU = 50 m



455.519

Aussendichtung

schwer entflammbar schwarz,
für Anpressprofile 400.867 und
400.867 Z

Einsatz:
Pfosten bei
Segmentverglasungen bis 15°

VE = 100 m

455.519

Joint extérieur

difficilement combustible, noir,
pour profilés de fixation 400.867
et 400.867 Z

Utilisation:
montant à vitrage segmenté
jusqu'à 15°

UV = 100 m

455.519

Outer gasket

flame retardant, black,
for clamping sections 400.867
and 400.867 Z

Application:
mullions with segmental
glazing up to 15°

PU = 100 m



450.096

Kleb- und Dichtmasse

schwarz, für das Abdichten der
Dichtungs-Stösse und -Durch-
brüche von schwer entflamm-
baren Dichtungen.

VE = 1 Kartusche 310 cm³

**Klebestellen mit 3M-Primer 94
vorbehandeln.**

450.096

Pâte à coller et à étancher

noir, pour étancher les raccorde-
ments et les points de raccord
des joints difficilement com-
bustible

UV = 1 cartouche de 310 cm³

**Traiter au préalable les points de
collage avec 3M-Primer 94.**

450.096

Adhesive and sealing compound

black, for sealing gasket joints
and breaks, flame retardant.

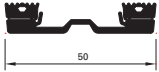
PU = 1 cartridge 310 cm³

**Pre-treat contact spots with
3M primer 94**

**Dichtungen
Klasse EI30**

**Dichtungen
Klasse EI30**

**Dichtungen
Klasse EI30**



455.537

Innendichtung vertikal
EPDM schwarz, 50 mm breit

VE = 50 m

455.537


Joint intérieur vertical
EPDM noir, largeur 50 mm

UV = 50 m

455.537

Inner gasket, vertical
EPDM black, 50 mm wide

PU = 50 m



455.558

Innendichtung horizontal
EPDM schwarz, 50 mm breit

VE = 50 m

455.558

Joint intérieur horizontal
EPDM noir, largeur 50 mm

UV = 50 m

455.558

Inner gasket, horizontal
EPDM black, 50 mm wide

PU = 50 m



455.545

Innendichtung vertikal
EPDM schwarz, 50 mm breit

Einsatz:
Segmentverglasungen

VE = 50 m

455.545

Joint intérieur vertical
EPDM noir, largeur 50 mm

Utilisation:
vitrages segmentés

UV = 50 m

455.545

Inner gasket, vertical
EPDM black, 50 mm wide

Application:
segmental glazing

PU = 50 m

Für die EI30 Klassifizierung von vertikalen Fassaden gilt ausschliesslich die Dokumentation VISS Fire EI30

Pour la classification EI30 de façades verticales, seule la documentation VISS Fire EI30 est applicable

The VISS Fire EI30 documentation applies exclusively to the EI30 classification of vertical façades.

Dichtungen
Klasse EI30

Dichtungen
Klasse EI30

Dichtungen
Klasse EI30



455.520

Aussendichtung

EPDM schwarz,
für Anpressprofile 400.867 und
400.867 Z

Einsatz:
Pfosten/Riegel oben

VE = 100 m

455.520

Joint extérieur

EPDM noir,
pour profilés de fixation 400.867
et 400.867 Z

Utilisation:
montant/traverse supérieur

UV = 100 m

455.520

Outer gasket

EPDM black,
for clamping sections 400.867
and 400.867 Z

Application:
mullion/transom top

PU = 100 m



455.521

Aussendichtung

EPDM schwarz,
für Anpressprofile 400.867 und
400.867 Z

Einsatz: Riegel unten

VE = 50 m

455.521

Joint extérieur

EPDM noir,
pour profilés de fixation 400.867
et 400.867 Z

Utilisation: traverse inférieur

UV = 50 m

455.521

Outer gasket

EPDM black,
for clamping sections 400.867
and 400.867 Z

Application: transom bottom

PU = 50 m



455.519

Aussendichtung

schwer entflammbar schwarz,
für Anpressprofile 400.867 und
400.867 Z

Einsatz: Sparren,
polygonale Dachverglasungen

VE = 100 m

455.519

Joint extérieur

difficilement combustible, noir,
pour profilés de fixation 400.867
et 400.867 Z

Utilisation: chevron,
verrières polygonales

UV = 100 m

455.519

Outer gasket

flame retardant, black,
for clamping sections 400.867
and 400.867 Z

Application: rafter,
polygonal roof glazing

PU = 100 m



450.099

Kleb- und Dichtungsmasse

schwarz, für das Abdichten der
Dichtungs-Stöße und -Durch-
brüche von EPDM-Dichtungen.

VE = 1 Kartusche 310 cm³

450.099

Pâte à coller et à étancher

noir, pour étancher les raccorde-
ments et les points de raccord
des joints EPDM.

UV = 1 cartouche 310 cm³

450.099

Adhesive and sealing compound

black, for sealing gasket joints
and breaks EPDM.

PU = 1 cartridge 310 cm³

Artikel in Abhängigkeit der
Füllelementstärken

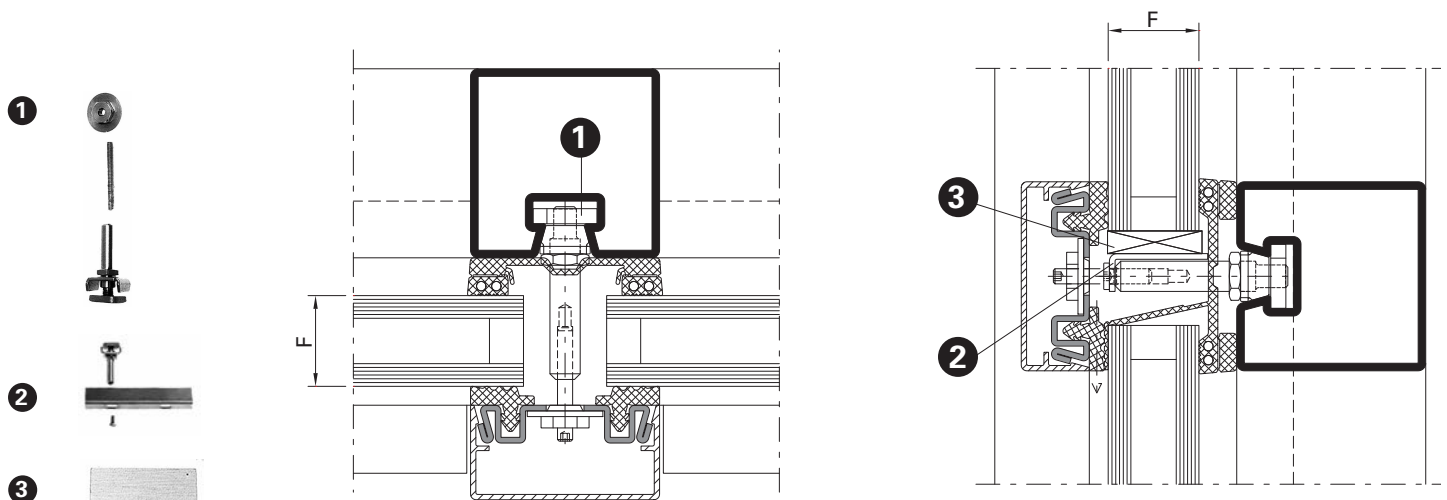
Articles en fonction de l'éléments
de remplissage

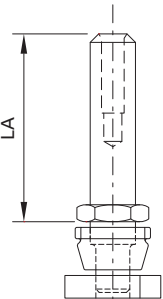
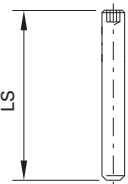
Items depending on thickness of
infill elements

F mm	Brandschutzanker Boulon d'ancrage Fire-proof anchor ①	Glasauflage Support de verre Glazing support ②	Tragklotz Cale pour remplissage Glazing support ③
05 – 07	452.430	452.439	453.028 (453.070)
08 – 11	452.440	452.455	453.070
12 – 15	452.482	452.483	453.070
16 – 18	452.453	452.454	453.027 (453.070)
19 – 21	452.472	452.488	453.016 (453.070)
22 – 23	452.475	452.492	453.026 (453.070)
24 – 26	452.476	452.484	453.029 (453.070)
27 – 30	452.477	452.485	453.030 (453.070)
31 – 33	452.478	452.486	453.031 (453.070)
34 – 36	452.479	452.487	453.032 (453.070)
37 – 39	452.448	452.449	453.033 (453.070)
40 – 42	452.441	452.456	453.034 (453.070)
43 – 45	452.442	452.457	453.070
46 – 49	452.443	452.458	453.070
50 – 52	452.446	452.447	453.070
53 – 57	452.444	452.459	453.072 (453.070)
58 – 62	452.427	Stahlflach*	453.070
63 – 67	452.428	Stahlflach*	453.070
68 – 70	452.429	Stahlflach*	453.070

() optional auch möglich
() aussi possible en option
() optional also possible

* Stahlflach
* Fer plat
* Flat steel





452.430	LA = 14 mm LS = 25 mm
452.440	LA = 14 mm LS = 30 mm
452.482	LA = 20 mm LS = 30 mm
452.453	LA = 24 mm LS = 30 mm
452.472	LA = 26 mm LS = 30 mm
452.475	LA = 30 mm LS = 30 mm
452.476	LA = 33 mm LS = 30 mm
452.477	LA = 36 mm LS = 30 mm
452.478	LA = 39 mm LS = 30 mm
452.479	LA = 42 mm LS = 30 mm
452.448	LA = 45 mm LS = 30 mm
452.441	LA = 48 mm LS = 30 mm
452.442	LA = 51 mm LS = 30 mm
452.443	LA = 54 mm LS = 30 mm
452.446	LA = 58 mm LS = 30 mm
452.444	LA = 61 mm LS = 30 mm
452.427	LA = 61 mm LS = 35 mm
452.428	LA = 61 mm LS = 40 mm
452.429	LA = 61 mm LS = 45 mm

Brandschutzanker
Edelstahl, mit vormontiertem Keil und Nutenstein, Gewindestift M4, Zentrier Mutter M4

VE = 50 Stück

Einsatz:
Artikel in Abhängigkeit der Füllelementdicke (siehe Seite 52-14)

452.430	LA = 14 mm LS = 25 mm
452.440	LA = 14 mm LS = 30 mm
452.482	LA = 20 mm LS = 30 mm
452.453	LA = 24 mm LS = 30 mm
452.472	LA = 26 mm LS = 30 mm
452.475	LA = 30 mm LS = 30 mm
452.476	LA = 33 mm LS = 30 mm
452.477	LA = 36 mm LS = 30 mm
452.478	LA = 39 mm LS = 30 mm
452.479	LA = 42 mm LS = 30 mm
452.448	LA = 45 mm LS = 30 mm
452.441	LA = 48 mm LS = 30 mm
452.442	LA = 51 mm LS = 30 mm
452.443	LA = 54 mm LS = 30 mm
452.446	LA = 58 mm LS = 30 mm
452.444	LA = 61 mm LS = 30 mm
452.427	LA = 61 mm LS = 35 mm
452.428	LA = 61 mm LS = 40 mm
452.429	LA = 61 mm LS = 45 mm

Boulon d'ancrage anti-incendie
acier Inox, avec cale et languette montées au préalable, vis sans tête M4, écrou de centrage M4

UV = 50 pièces


Utilisation:
Article en fonction de l'épaisseur de l'élément de remplissage (voir page 52-14)

452.430	LA = 14 mm LS = 25 mm
452.440	LA = 14 mm LS = 30 mm
452.482	LA = 20 mm LS = 30 mm
452.453	LA = 24 mm LS = 30 mm
452.472	LA = 26 mm LS = 30 mm
452.475	LA = 30 mm LS = 30 mm
452.476	LA = 33 mm LS = 30 mm
452.477	LA = 36 mm LS = 30 mm
452.478	LA = 39 mm LS = 30 mm
452.479	LA = 42 mm LS = 30 mm
452.448	LA = 45 mm LS = 30 mm
452.441	LA = 48 mm LS = 30 mm
452.442	LA = 51 mm LS = 30 mm
452.443	LA = 54 mm LS = 30 mm
452.446	LA = 58 mm LS = 30 mm
452.444	LA = 61 mm LS = 30 mm
452.427	LA = 61 mm LS = 35 mm
452.428	LA = 61 mm LS = 40 mm
452.429	LA = 61 mm LS = 45 mm

Fire-proof anchor
stainless steel, with pre-assembled key and tenon block, set screw M4, centring nut M4

PU = 50 pieces

Application:
Article depending on thickness of infill panels (see page 52-14)



452.439	L = 14 mm
452.455	L = 17 mm
452.483	L = 20 mm
452.454	L = 24 mm
452.488	L = 26 mm
452.492	L = 30 mm
452.484	L = 33 mm
452.485	L = 36 mm
452.486	L = 39 mm
452.487	L = 42 mm
452.449	L = 45 mm
452.456	L = 48 mm
452.457	L = 51 mm
452.458	L = 54 mm
452.447	L = 58 mm
452.459	L = 61 mm

Glasauflage
Edelstahl, mit Brandschutzanker
und Befestigungsschraube
M4x10, Auflegewinkel mit Klebe-
folie für Montage Glasklotz

VE = 20 Stück

Einsatz:
Artikel in Abhängigkeit der
Füllelementdicke
(siehe Seite 52-14)

452.439	L = 14 mm
452.455	L = 17 mm
452.483	L = 20 mm
452.454	L = 24 mm
452.488	L = 26 mm
452.492	L = 30 mm
452.484	L = 33 mm
452.485	L = 36 mm
452.486	L = 39 mm
452.487	L = 42 mm
452.449	L = 45 mm
452.456	L = 48 mm
452.457	L = 51 mm
452.458	L = 54 mm
452.447	L = 58 mm
452.459	L = 61 mm

Support de verre
acier Inox, avec boulon
d'ancrage anti-incendie et vis
de fixation M4x10, cornière
d'appui avec bande adhésive
pour montage cale de verre

UV = 20 pièces

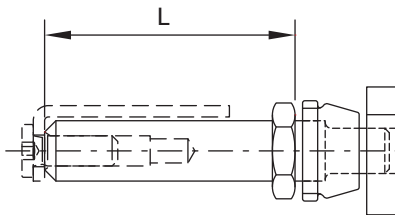
Utilisation:
Article en fonction de l'épaisseur
de l'élément de remplissage
(voir page 52-14)

452.439	L = 14 mm
452.455	L = 17 mm
452.483	L = 20 mm
452.454	L = 24 mm
452.488	L = 26 mm
452.492	L = 30 mm
452.484	L = 33 mm
452.485	L = 36 mm
452.486	L = 39 mm
452.487	L = 42 mm
452.449	L = 45 mm
452.456	L = 48 mm
452.457	L = 51 mm
452.458	L = 54 mm
452.447	L = 58 mm
452.459	L = 61 mm

Glazing support
stainless steel, with fire-proofing
anchor and fastening screw
M4x10, angle support with
adhesive foil for installation
glazing bridge

PU = 20 pieces

Application:
Article depending on thickness
of infill panels
(see page 52-14)





453.016	23 x 6 mm
453.026	25 x 6 mm
453.027	19 x 6 mm
453.028	8 x 6 mm
453.029	29 x 6 mm
453.030	32 x 6 mm
453.031	35 x 6 mm
453.032	38 x 6 mm
453.033	41 x 6 mm
453.034	44 x 6 mm
453.072	57 x 6 mm

Glasklotz

Promatect-H, Länge 80 mm, imprägniert

VE = 20 Stück

Einsatz:

Artikel in Abhängigkeit der Füllelementdicke (siehe Seite 52-14)

453.016	23 x 6 mm
453.026	25 x 6 mm
453.027	19 x 6 mm
453.028	8 x 6 mm
453.029	29 x 6 mm
453.030	32 x 6 mm
453.031	35 x 6 mm
453.032	38 x 6 mm
453.033	41 x 6 mm
453.034	44 x 6 mm
453.072	57 x 6 mm

Cale de verre

Promatect-H, longueur 80 mm, imprégné

UV = 20 pièces

Utilisation:

Article en fonction de l'épaisseur de l'élément de remplissage (voir page 52-14)

453.016	23 x 6 mm
453.026	25 x 6 mm
453.027	19 x 6 mm
453.028	8 x 6 mm
453.029	29 x 6 mm
453.030	32 x 6 mm
453.031	35 x 6 mm
453.032	38 x 6 mm
453.033	41 x 6 mm
453.034	44 x 6 mm
453.072	57 x 6 mm

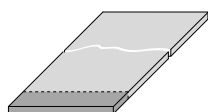
Glazing bridge

Promatect-H, length 80 mm, impregnated

PU = 20 pieces

Application:

Article depending on thickness of infill panels (see page 52-14)



453.070

Glasklotz

glasfaserverstärkter Kunststoff, 80 x 5 mm, Zuschnitt entsprechend Füllelementstärke durch Metallbauer

VE = 1 Stück à 1000 mm

Einsatz:

Artikel in Abhängigkeit der Füllelementdicke (siehe Seite 52-14)

453.070

Cale de verre

Plastique renforcé par fibres de verre, 80 x 5 mm, découpe par le constructeur métallique selon l'épaisseur des éléments de remplissage

UV = 1 pièce à 1000 mm

Utilisation:

Article en fonction de l'épaisseur de l'élément de remplissage (voir page 52-14)

453.070

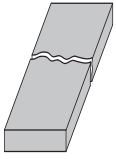
Glazing bridge

glass fibre reinforced plastic, 80 x 5 mm, to be cut by a sheet metal worker according to thickness of the filling material

PU = 1 piece, 1000 mm each

Application:

Article depending on thickness of infill panels (see page 52-14)



451.081

Brandschutzlaminat
selbstklebend, 7,2 x 1,8 mm

VE = 50 Stück à 1075 mm

Einsatz:
Anpressprofil Pfosten und Riegel

451.081

Bande de protection-incendie
auto-adhésive, 7,2 x 1,8 mm

UV = 50 pièces à 1075 mm

Utilisation:
Profilé de fixation montant et
traverse

451.081

Fire protection laminate
self-adhesive, 7,2 x 1,8 mm

PU = 50 pieces, 1075 mm each

Application:
Clamping section mullion and
transom



451.080

Brandschutzlaminat
selbstklebend, 14,4 x 1,8 mm

VE = 1 Rolle à 25 m

Einsatz:
Im Glasfalz-Bereich bei
EI90-Verglasungen

451.080

Bande de protection-incendie
auto-adhésive, 14,4 x 1,8 mm

UV = 1 rouleau à 25 m

Utilisation:
Dans la feuillure à verre pour
les vitrages EI90

451.080

Fire protection laminate
auto-adhesive, 14,4 x 1,8 mm

PU = 1 roll, 25 m each

Application:
In glazing rebate area for
EI90 glazing

Verarbeitungshilfen**Outils d'usinage****Assembly tools**

VISS Fire TVS (vertikal)

VISS Fire TVS (vertical)

VISS Fire TVS (vertical)

**499.006****2 mm Sechskant-Bit**
zum Eindrehen der M4-
Gewindestifte der Brand-
schutzanker

VE = 2 Stück

499.006**Embout de tournevis**
6-pans 2 mm
pour visser les vis sans tête
M4 du boulon d'ancrage anti-
incendie

UV = 2 pièces

499.006**2 mm hexagonal bit**
for inserting M4 set screws of
fire-proof anchor

PU = 2 pieces

**499.254****TV-Werkzeugset**VE = 1 Steckschlüssel SW 11
1 Positionierhilfe 25 mm
1 Positionierhilfe 32 mm**499.254****Jeu d'outils TV**UV = 1 clé à pipe SW 11
1 aide de réglage 25 mm
1 aide de réglage 32 mm**499.254****TV tool kit**PU = 1 box spanner size 11
1 positioning aid 25 mm
1 positioning aid 32 mm**499.206****Abziehhebel**
für die Demontage der
aufgeklipsten Abdeckprofile

VE = 1 Stück

499.206**Lever de démontage**
pour le démontage des profilés
de recouvrement clipsés

UV = 1 pièce

499.206**Stripping lever**
for disassembly of the clipped
on cover profile

PU = 1 piece

**499.253****Dichtungsstanze**
für das Zuschneiden der
Riegel-Innendichtung 455.550

VE = 1 Stück

499.253**Poinçon à joints**
pour la coupe des joint
intérieure traverse 455.550

UV = 1 pièce

499.253**Gasket punch**
for cutting the transom
inner gasket 455.550

PU = 1 piece

499.205**Ersatzklingen**
zu 499.253

VE = 10 Stück

499.205**Lames de rechange**
pour 499.253

UV = 10 pièces

499.205**Spare blades**
for 499.253

PU = 10 pieces

**499.256****Ausklinklehre für**
für Pfosten-/Sparrendichtungen
455.547 und 455.549

VE = 1 Garnitur

499.256**Gabarit d'entaille**
pour joints montants et chevron
455.547 et 455.549

UV = 1 garniture

499.256**Notching template**
for gaskets mullion and rafter
455.547 and 455.549

PU = 1 set

Ausgeführte Objekte
Objets réalisés
Completed projects

VISS Fire TVS (vertikal)
VISS Fire TVS (vertical)
VISS Fire TVS (vertical)

Saalbau Philharmonie, Essen/D (Architekt: Busmann + Haberer GmbH, Köln/D)



System-Hinweise		VISS Fire TVS (vertikal)	
Remarques concernant les systèmes		VISS Fire TVS (vertical)	
System instructions		VISS Fire TVS (vertical)	
<hr/>			
System-Hinweise	Remarques concernant les systèmes	System instructions	
Glasfalz-Belüftung / Glasfalz-Entwässerung	Ventilation de feuillure de verre / Drainage de la feuillure à verre	Glazing rebate ventilation / Glazing rebate drainage	22
U _f -Werte nach EN 10077-2	Valeurs U _f selon EN 10077-2	U _f values according to EN 10077-2	24
<hr/>			
Schnittpunkte E30	Coupe de détails E30	Section details E30	26
Konstruktions-Details E30	Détails de construction E30	Constructions details E30	28
Anschlüsse am Bau E30	Raccordement au mur E30	Attachment to structure E30	36
<hr/>			
Schnittpunkte EI60 / EI90	Schnittpunkte EI60 / EI90	Schnittpunkte EI60 / EI90	48
Konstruktions-Details EI60 / EI90	Détails de construction EI60 / EI90	Constructions details EI60 / EI90	58
Anschlüsse am Bau EI60 / EI90	Raccordement au mur EI60 / EI90	Attachment to structure EI60 / EI90	66
<hr/>			
Verarbeitungs-Hinweise	Indications d'usinage	Assembly instructions	77

System-Hinweise

Remarques concernant les systèmes

System instructions

VISS Fire TVS (vertikal)

VISS Fire TVS (vertical)

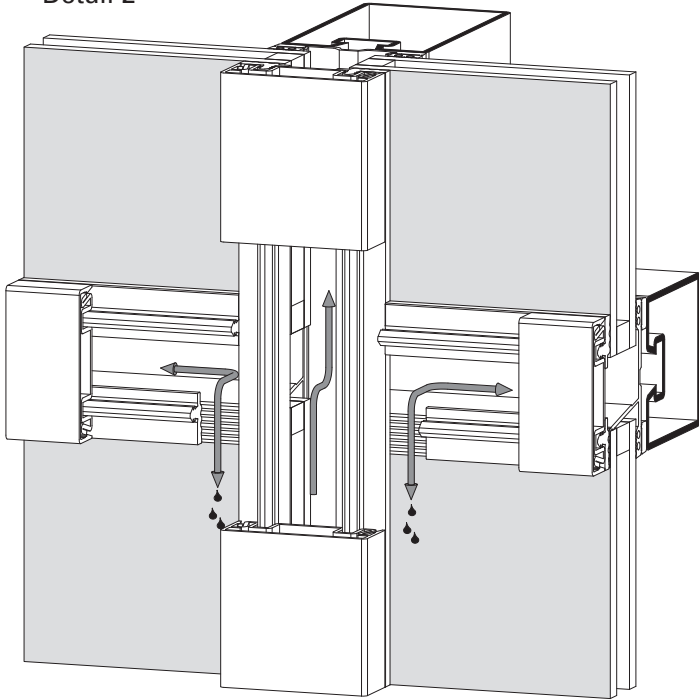
VISS Fire TVS (vertical)

**Glasfalz-Belüftung/
Glasfalz-Entwässerung**

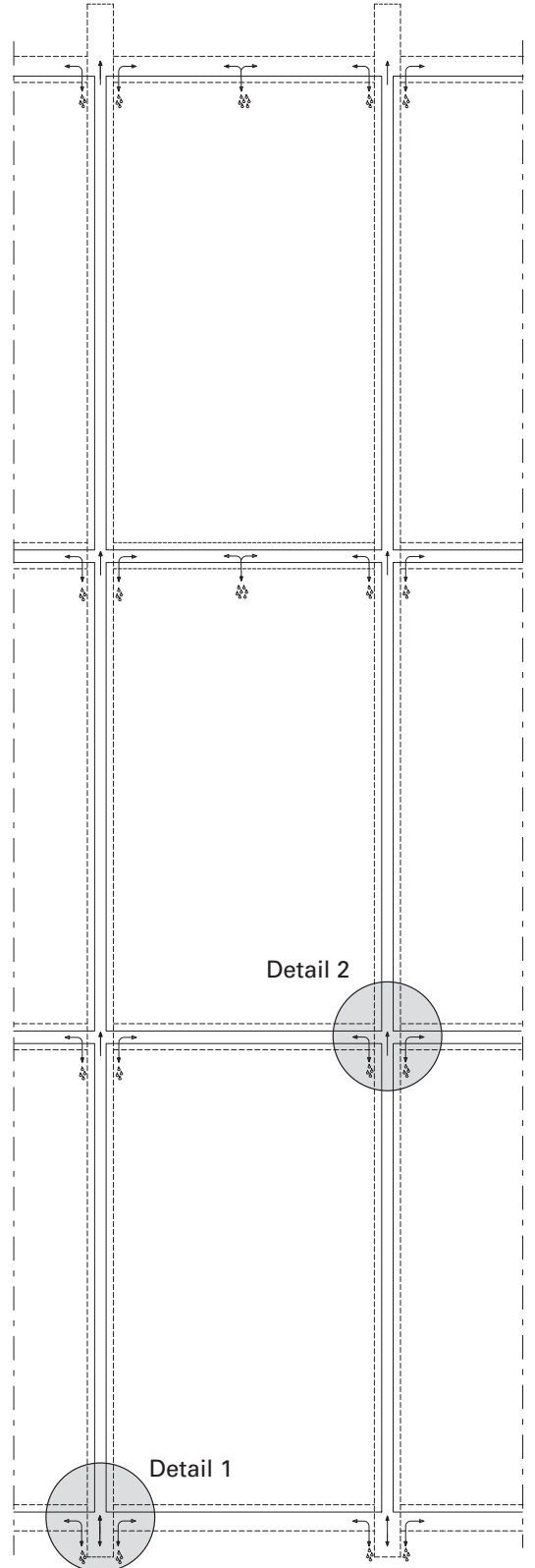
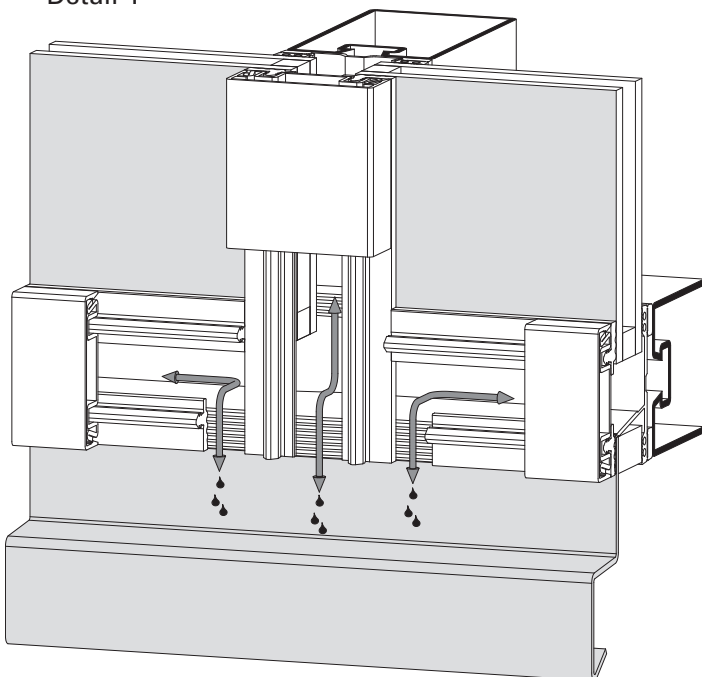
**Ventilation de feuillures de verre/
Drainage de la feuillure à verre**

**Glazing rebate ventilation/
Glazing rebate drainage**

Detail 2



Detail 1



System-Hinweise

Remarques concernant les systèmes

System instructions

VISS Fire TVS (vertikal)

VISS Fire TVS (vertical)

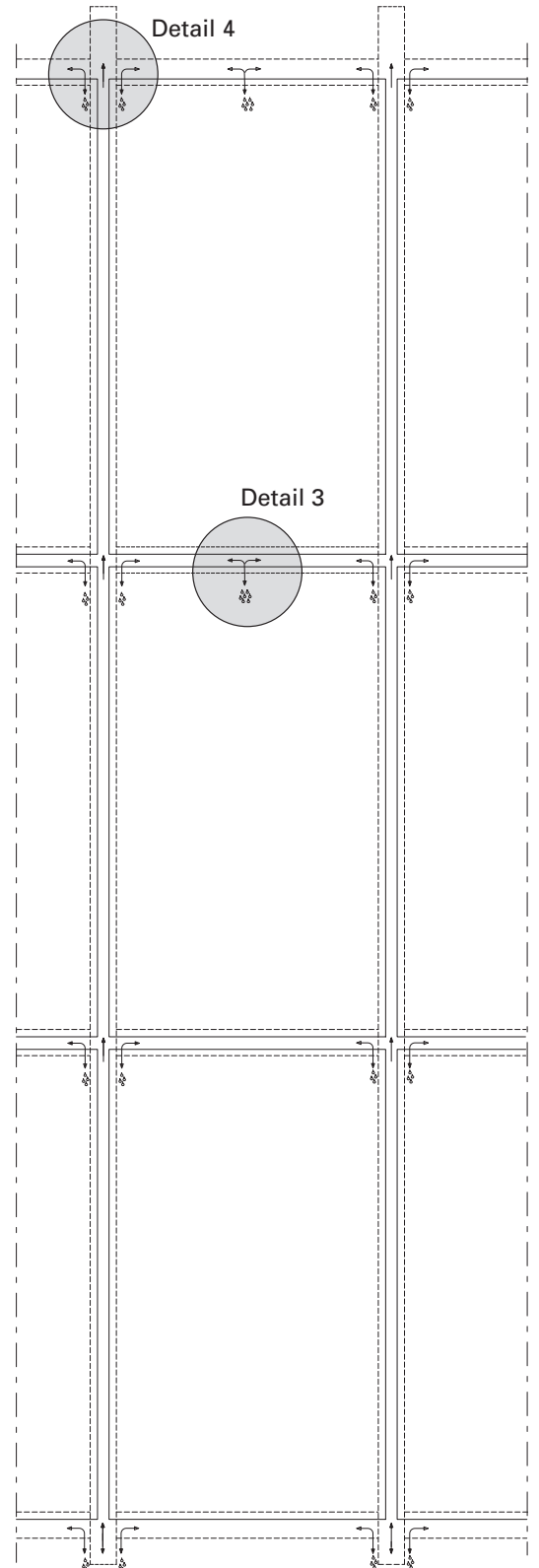
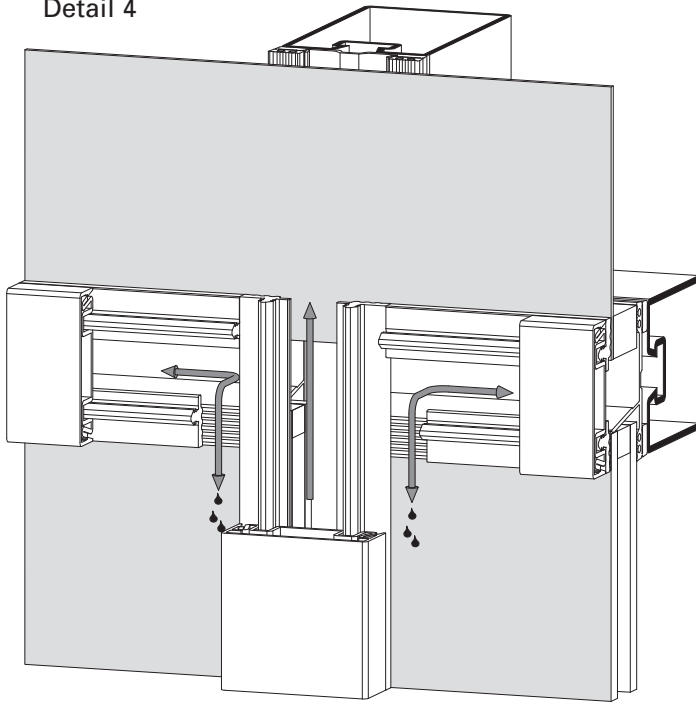
VISS Fire TVS (vertical)

**Glasfalz-Belüftung/
Glasfalz-Entwässerung**

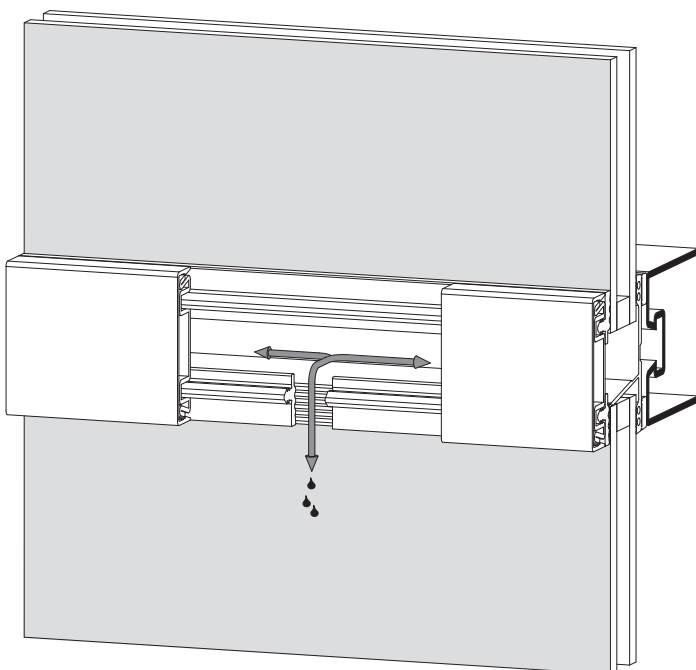
**Ventilation de feuillures de verre/
Drainage de la feuillure à verre**

**Glazing rebate ventilation/
Glazing rebate drainage**

Detail 4



Detail 3



System-Hinweise

Remarques concernant les systèmes

System instructions

VISS Fire TVS (vertikal)

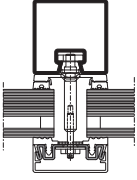
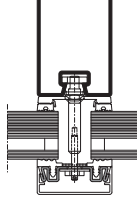
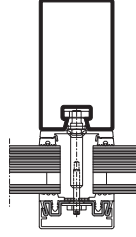
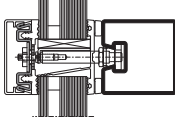
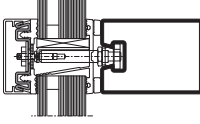
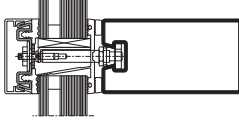
VISS Fire TVS (vertical)

VISS Fire TVS (vertical)

U_f-Werte nach EN 10077-2
VISS Fire TVS (vertikal) 50 mm

Valeurs U_f selon EN 10077-2
VISS Fire TVS (vertical) 50 mm

U_f values according to 10077-2
VISS Fire TVS (vertical) 50 mm

Glas Verre Glass	 Pfosten 50/50 Montant 50/50 Mullion 50/50	 Pfosten 50/95 Montant 50/95 Mullion 50/95	 Pfosten 50/140 Montant 50/140 Mullion 50/140	 Riegel 50/50 Traverse 50/50 Transom 50/50	 Riegel 50/95 Traverse 50/95 Transom 50/95	 Riegel 50/140 Traverse 50/140 Transom 50/140
10 mm	2,1 W/m ² K	2,2 W/m ² K	2,2 W/m ² K	2,2 W/m ² K	2,3 W/m ² K	2,3 W/m ² K
15 mm	1,9 W/m ² K	1,9 W/m ² K	2,0 W/m ² K	2,0 W/m ² K	2,0 W/m ² K	2,0 W/m ² K
20 mm	1,7 W/m ² K	1,8 W/m ² K	1,8 W/m ² K	1,8 W/m ² K	1,9 W/m ² K	1,9 W/m ² K
25 mm	1,7 W/m ² K	1,7 W/m ² K	1,7 W/m ² K	1,7 W/m ² K	1,8 W/m ² K	1,8 W/m ² K
30 mm	1,6 W/m ² K	1,6 W/m ² K	1,6 W/m ² K	1,6 W/m ² K	1,7 W/m ² K	1,7 W/m ² K
35 mm	1,5 W/m ² K	1,5 W/m ² K	1,6 W/m ² K	1,6 W/m ² K	1,6 W/m ² K	1,6 W/m ² K
40 mm	1,5 W/m ² K	1,5 W/m ² K	1,5 W/m ² K	1,5 W/m ² K	1,5 W/m ² K	1,5 W/m ² K
45 mm	1,4 W/m ² K	1,5 W/m ² K	1,5 W/m ² K	1,5 W/m ² K	1,5 W/m ² K	1,5 W/m ² K
50 mm	1,4 W/m ² K	1,4 W/m ² K	1,4 W/m ² K	1,4 W/m ² K	1,4 W/m ² K	1,4 W/m ² K
55 mm	1,4 W/m ² K	1,4 W/m ² K	1,4 W/m ² K	1,4 W/m ² K	1,4 W/m ² K	1,4 W/m ² K
70 mm	1,4 W/m ² K	1,4 W/m ² K	1,4 W/m ² K	1,4 W/m ² K	1,4 W/m ² K	1,4 W/m ² K

Der Einfluss der Schraubenbefestigung in Höhe von 0.3 W/m²K ist berücksichtigt.

Einbau mit Edelstahl-Anpressprofil und schwer entflammaren Dichtungen.

L'influence de la fixation à vis de 0.3 W/m²K est prise en compte.

Montage avec profilé de fixation en acier Inox et joints difficilement combustible.

The 0.3 W/m²K influence of the screw fixing is taken into account.

Installation with stainless steel clamping section and flame retardant gaskets.



**VISS Fire TVS (vertikal)
Brandschutzverglasung
Klasse E**

Hinweis:

Bei der Auswahl von Schnittpunkten, Konstruktions-Details und Bauanschlüssen sind die landesspezifischen Brandschutz-Zulassungen und Vorschriften zwingend zu beachten!



**VISS Fire TVS (vertical)
Vitrage pare-flammes
Classe E**

Note:

Les certificats de protection incendie et les prescriptions spécifiques au pays doivent être impérativement respectés lors du choix des coupe de détails, des détails de construction et des raccordements au mur!



**VISS Fire TVS (vertical)
Fire protection glazing
Class E**

Note:

When selecting section details, construction details and attachment to structure, the national fire-protection approvals and regulations must be observed (mandatory)!

Ocean Terminal, Southampton/UK (Architekt: The Manser Practice, London/UK)



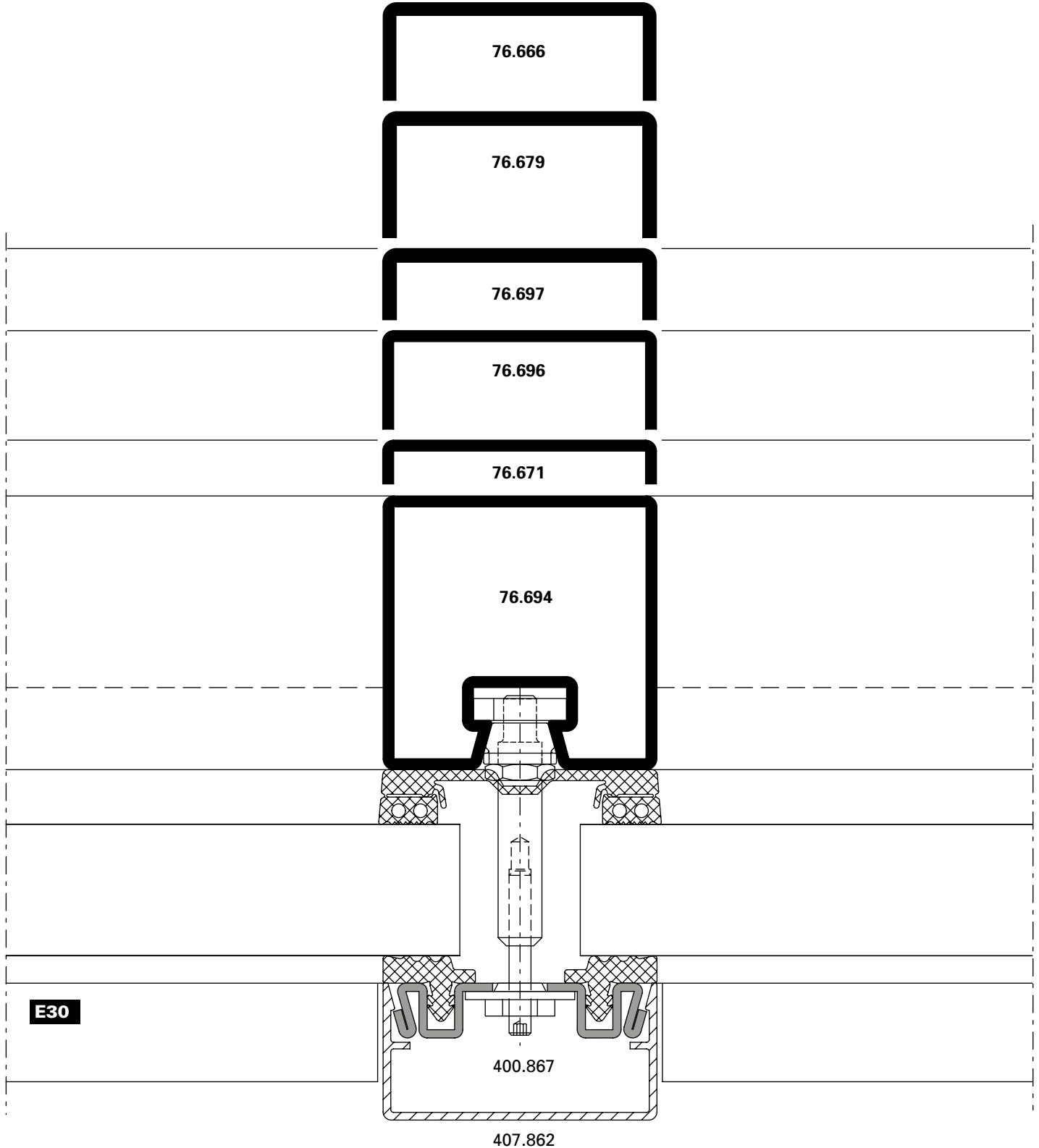
ABP
Welcome to the
PORT OF SOUTHAMP



Pfosten-Detail

Détail du montant

Detail of mullion



DXF

DWG

D-402-C-001

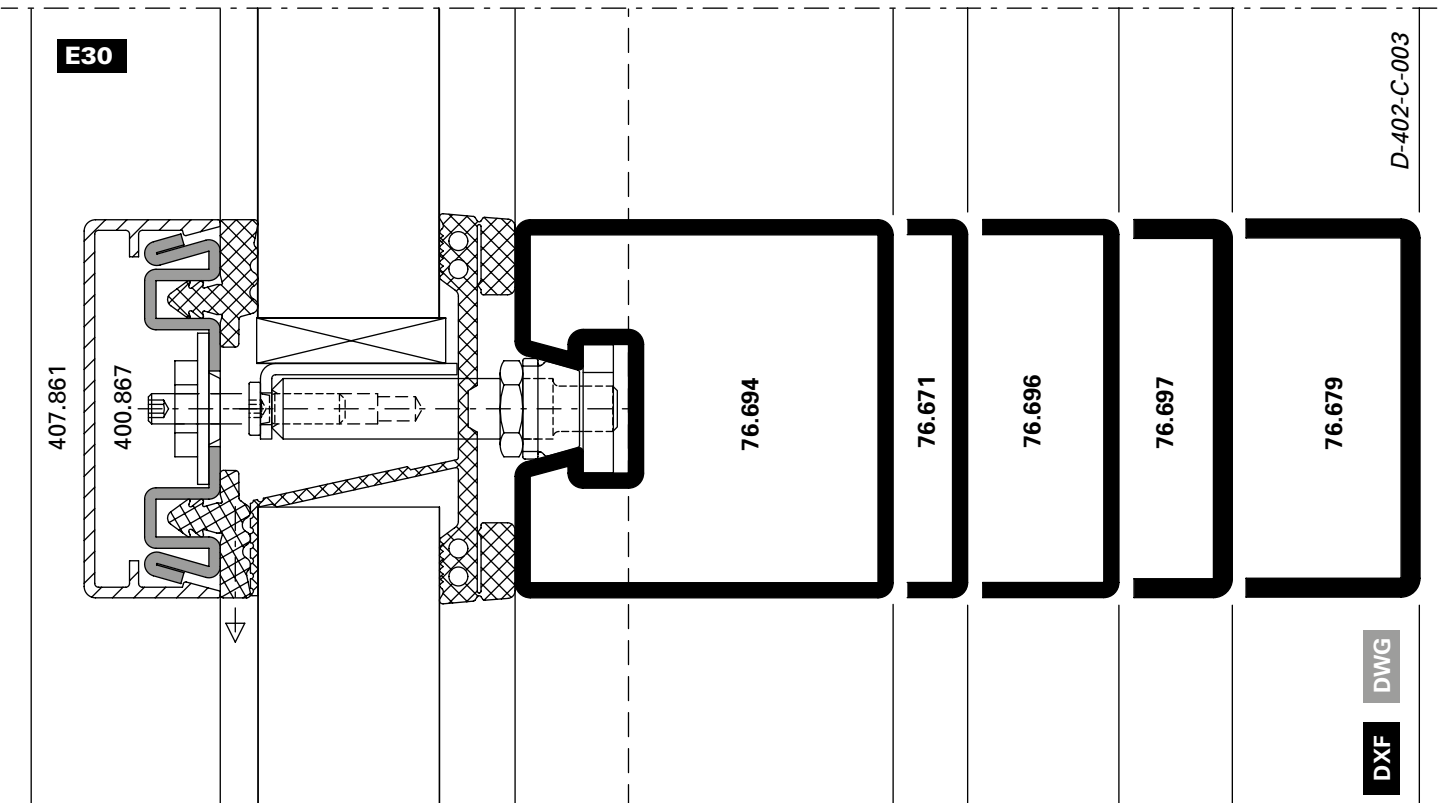
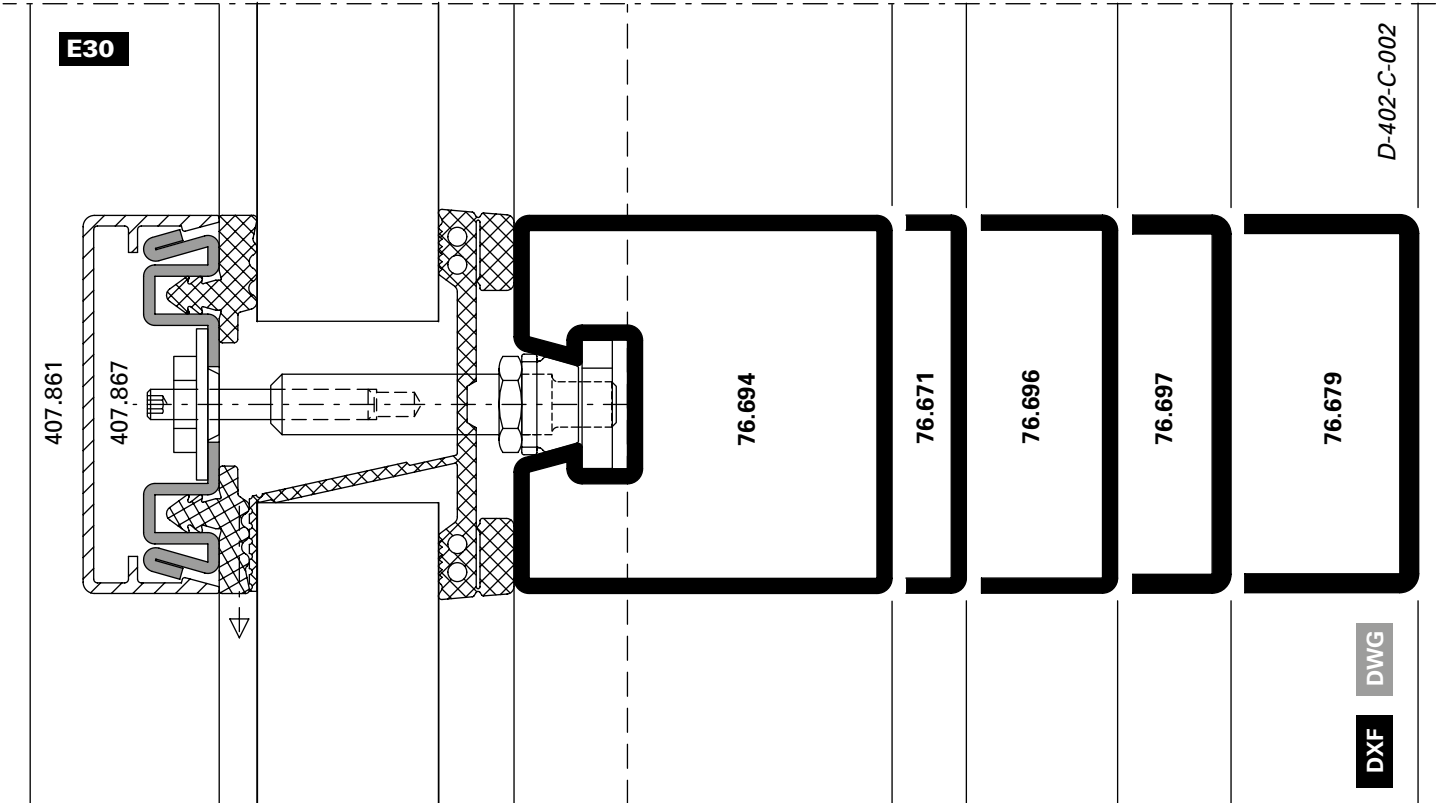
Schnittpunkte im Massstab 1:1
 Coupe de détails à l'échelle 1:1
 Section details on scale 1:1

VISS Fire TVS (vertikal)
 VISS Fire TVS (vertical)
 VISS Fire TVS (vertical)

Riegel-Detail

Détail de la traverse

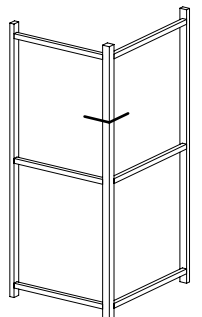
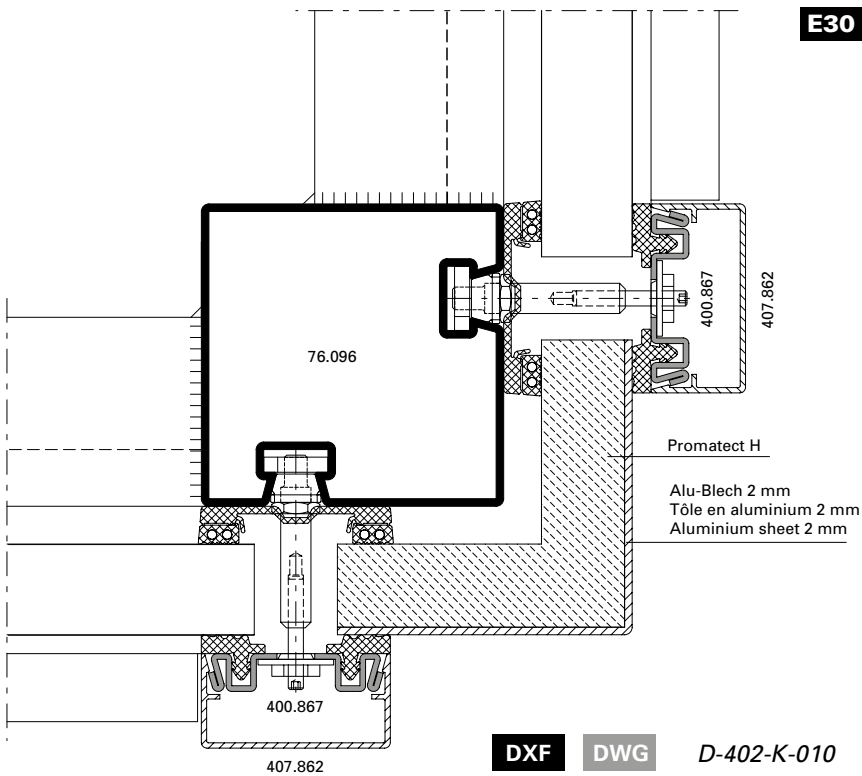
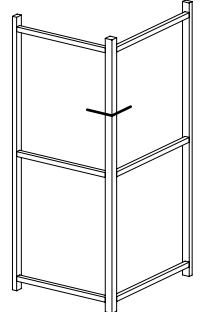
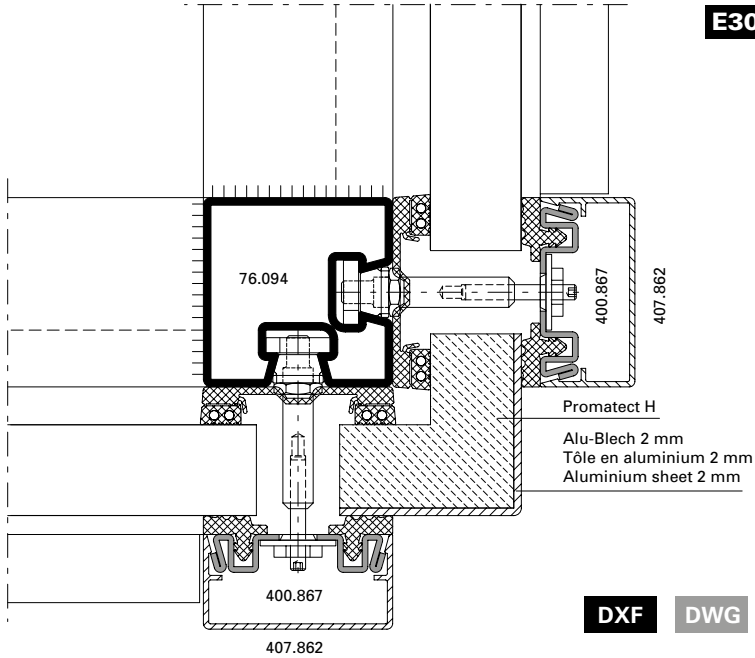
Detail of transom



Eckausbildung 90°

Formation d'angle 90°

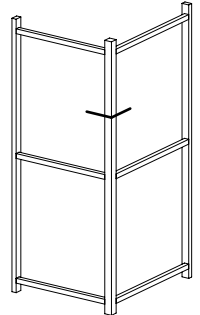
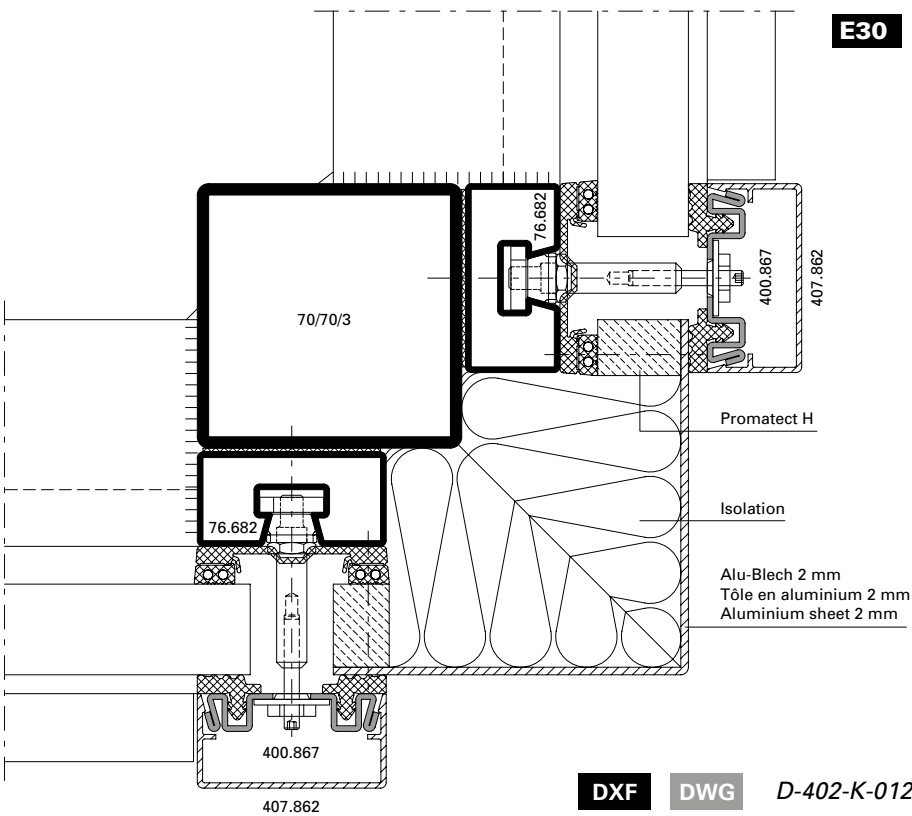
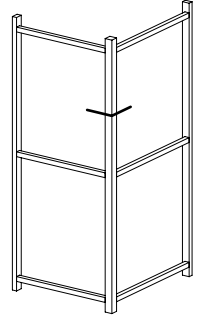
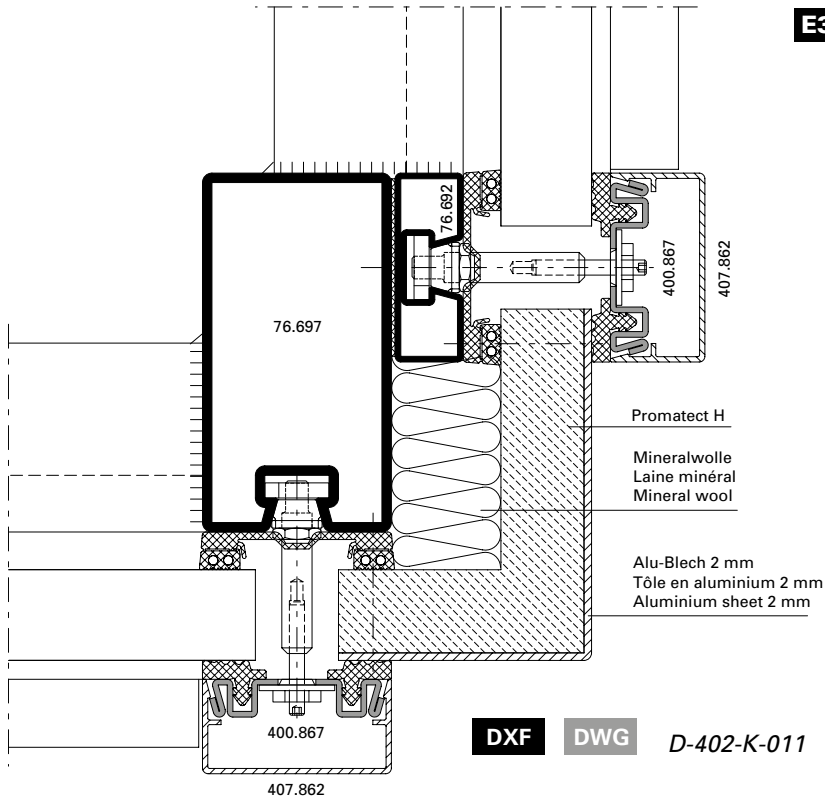
90° corner construction



Eckausbildung 90°

Formation d'angle 90°

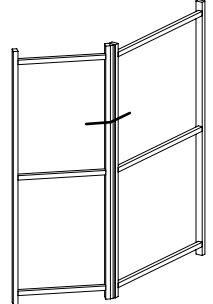
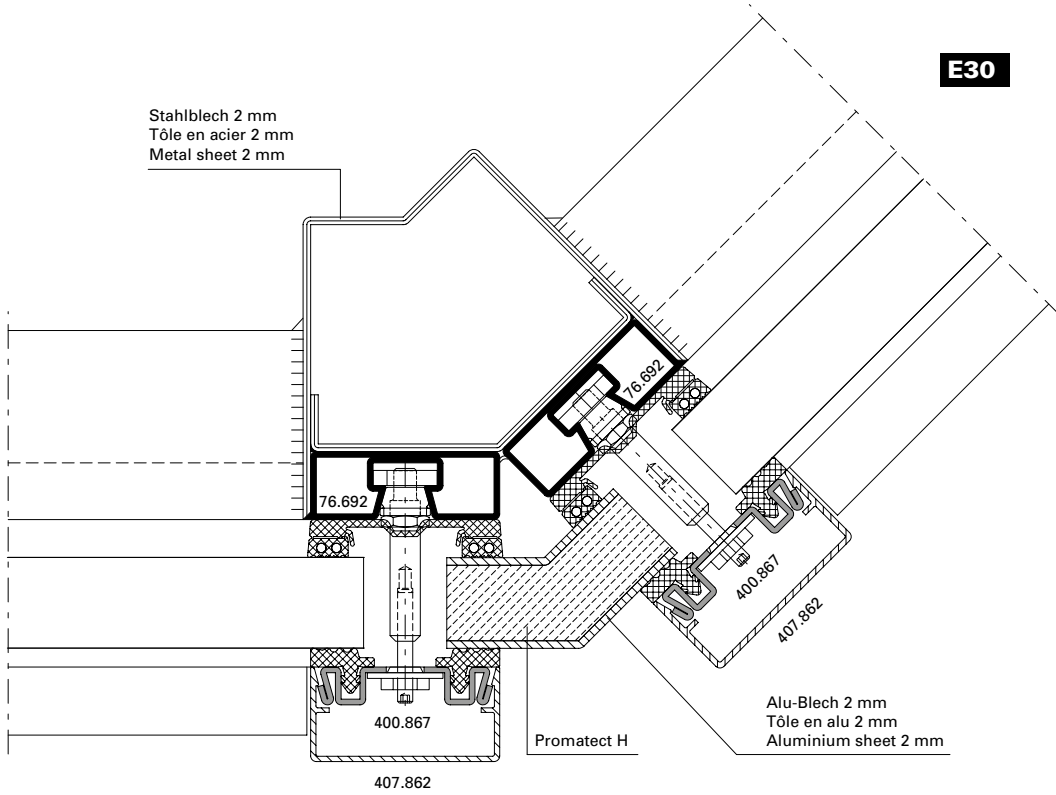
90° corner construction



Aussenecke 135°

Angle extérieur 135°

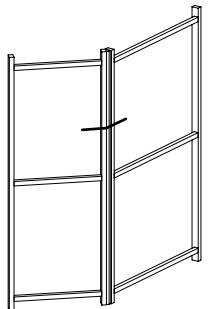
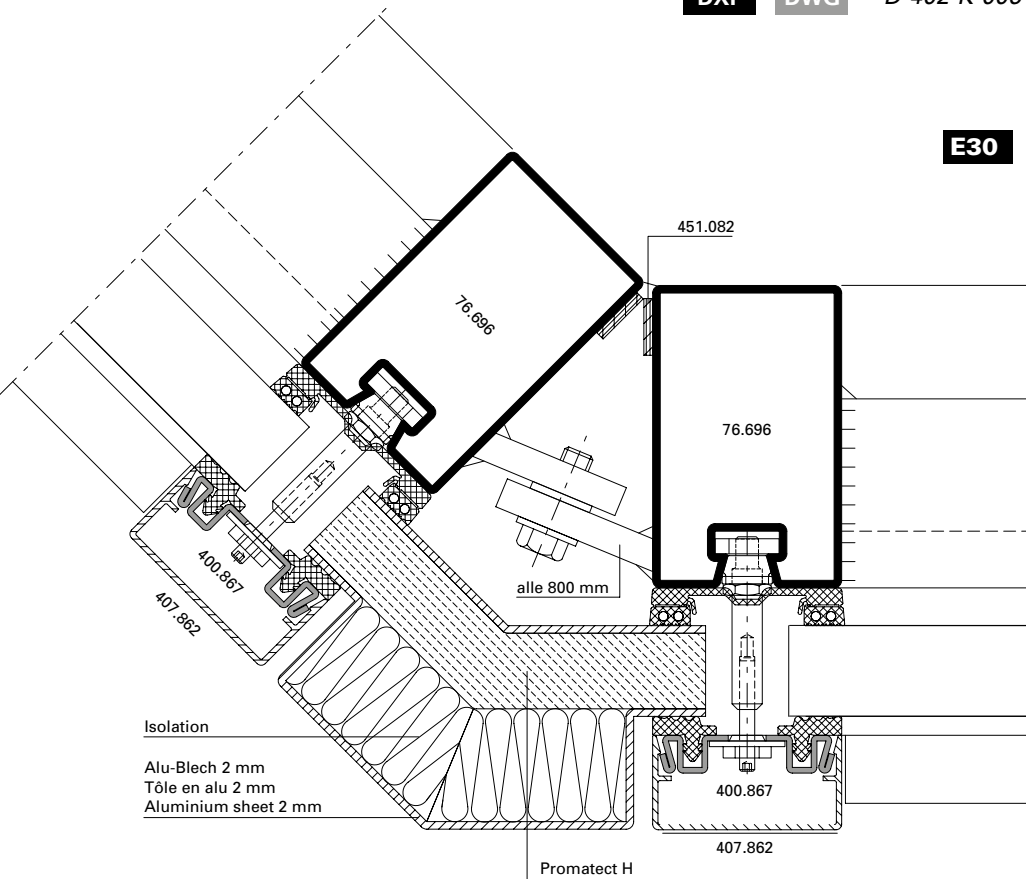
Outer corner 135°



DXF

DWG

D-402-K-006



DXF

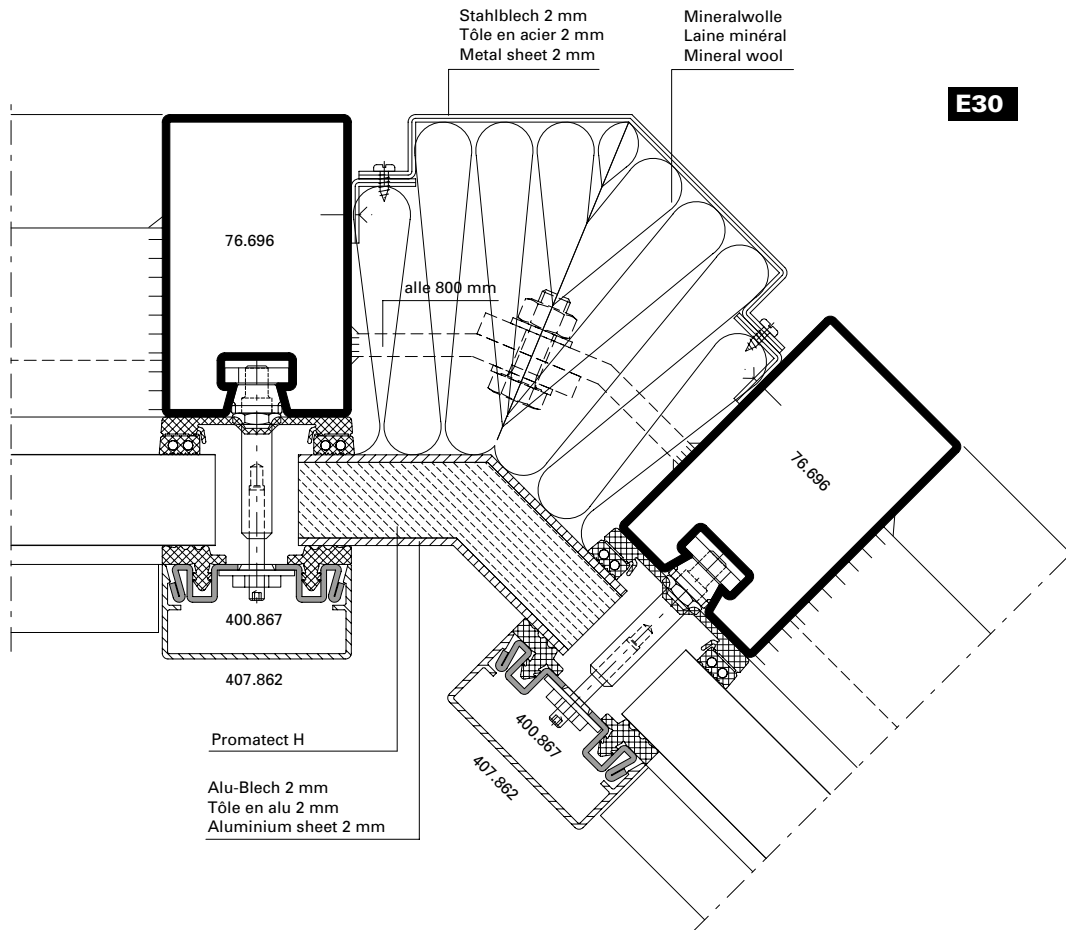
DWG

D-402-K-004

Innenecke 135°

Angle intérieur 135°

Inner corner 135°



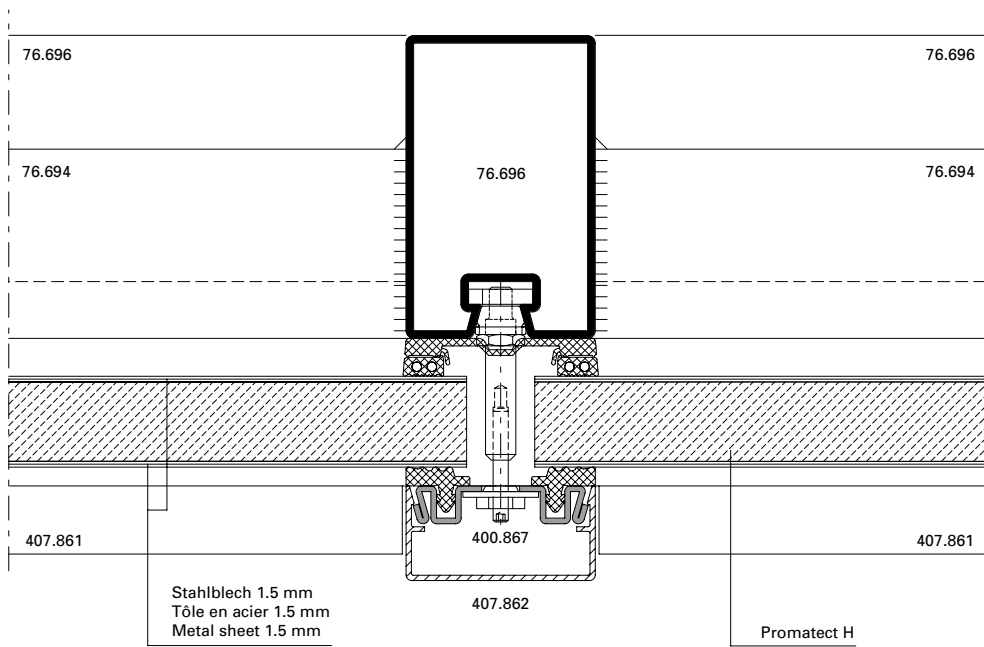
DXF DWG

D-402-K-005

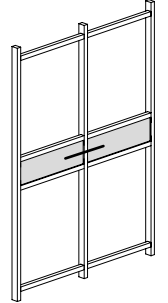
Panel-Ausbildungen

Agencements de panneau

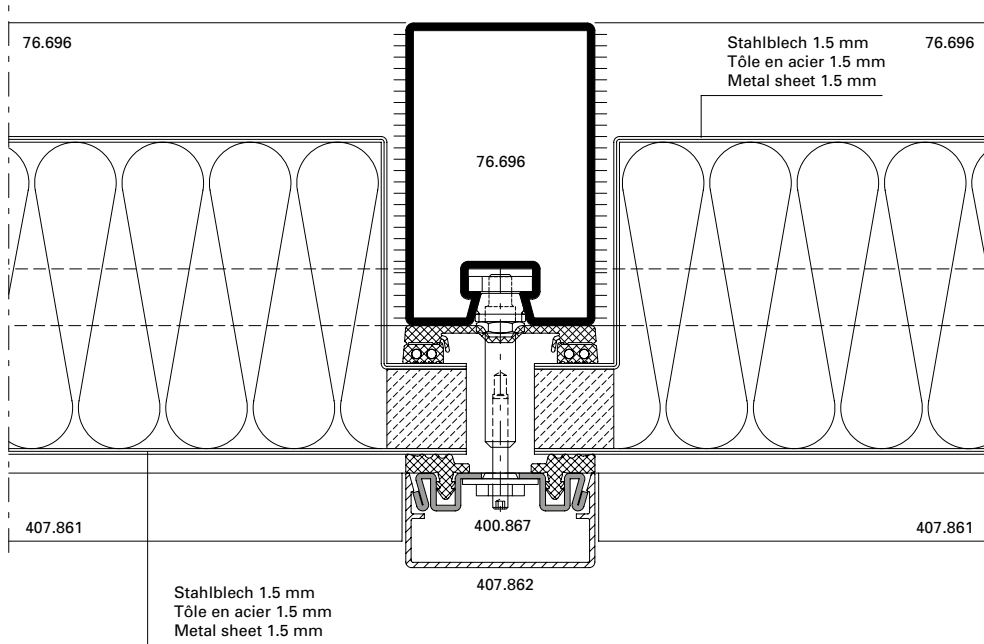
Panel designs



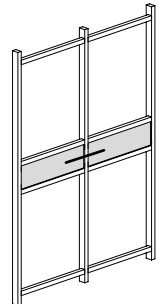
E30



DXF **DWG** *D-402-K-001*



E30

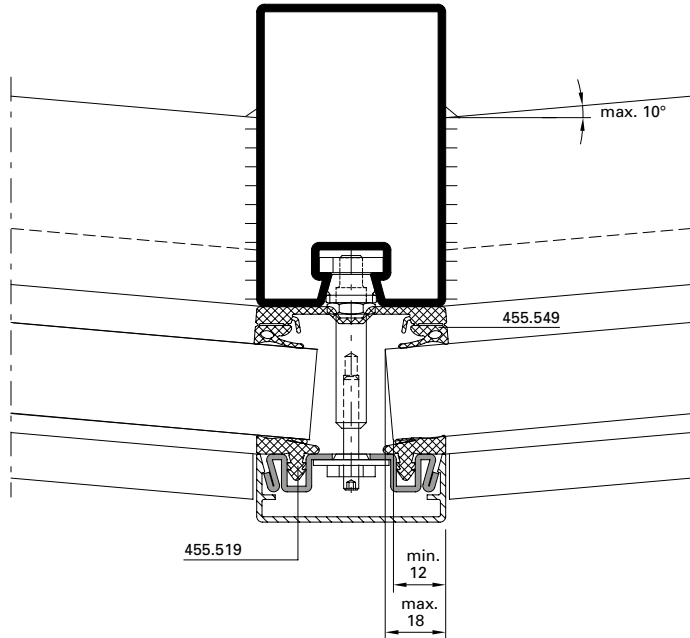


DXF **DWG** *D-402-K-002*

Segment-Pfosten

Montant segment

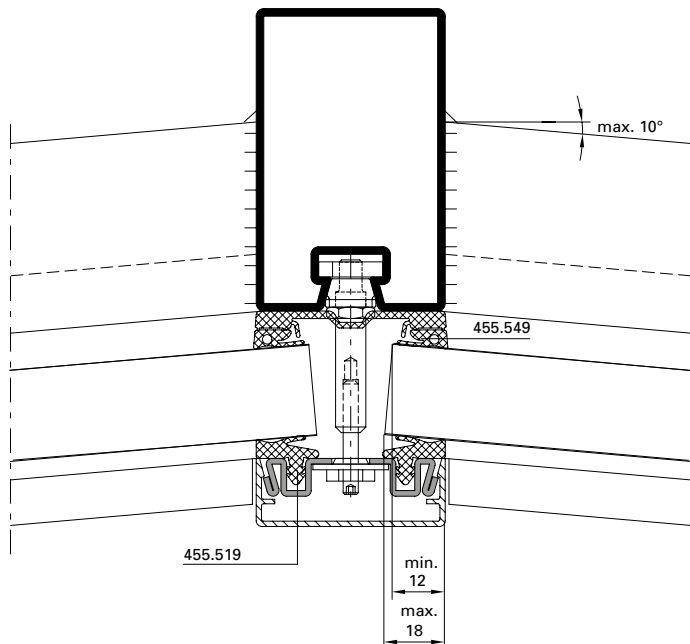
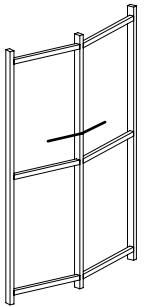
Segmented mullion



E30

DXF DWG

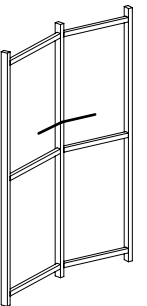
D-402-K-013



E30

DXF DWG

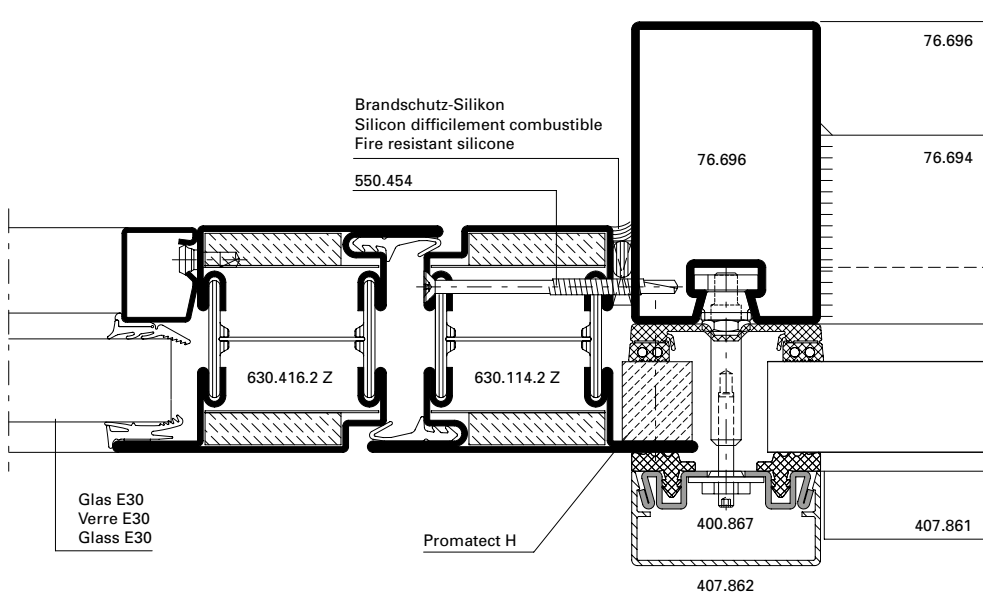
D-402-K-014



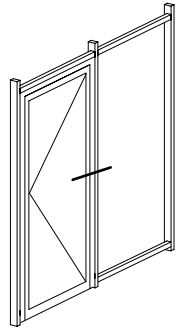
Einsatzelemente Türen

Éléments de remplissage portes

Infill elements doors

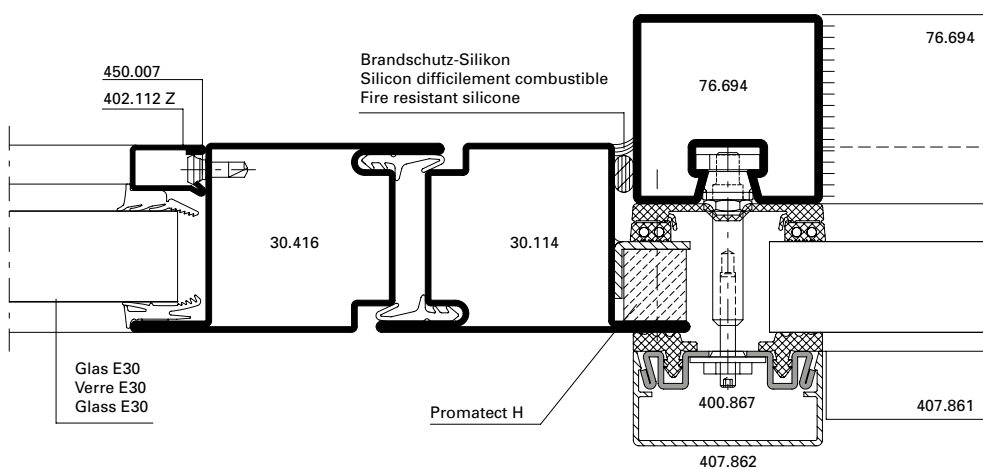


E30

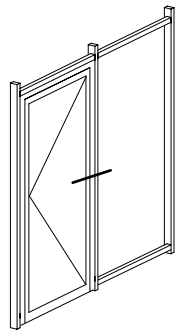


DXF DWG

D-402-K-003

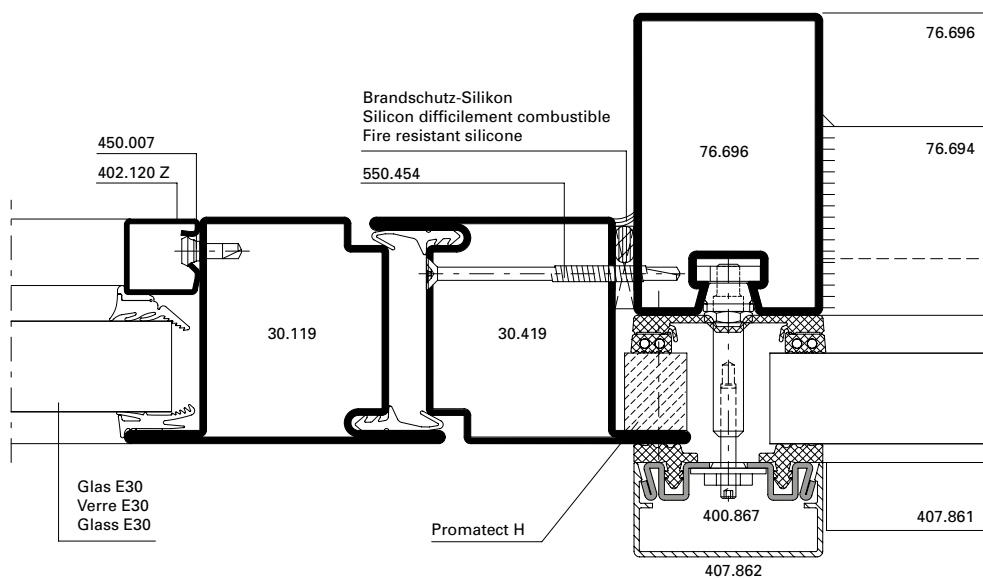


E30

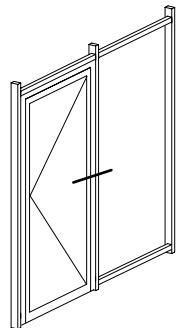


DXF DWG

D-402-K-008



E30



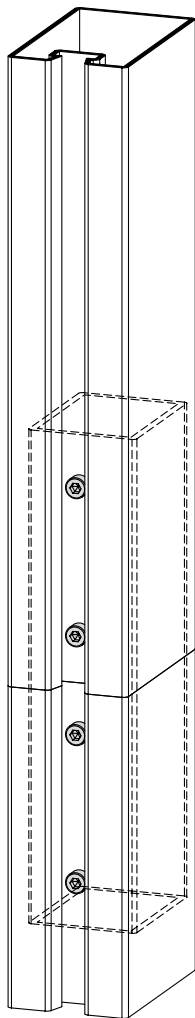
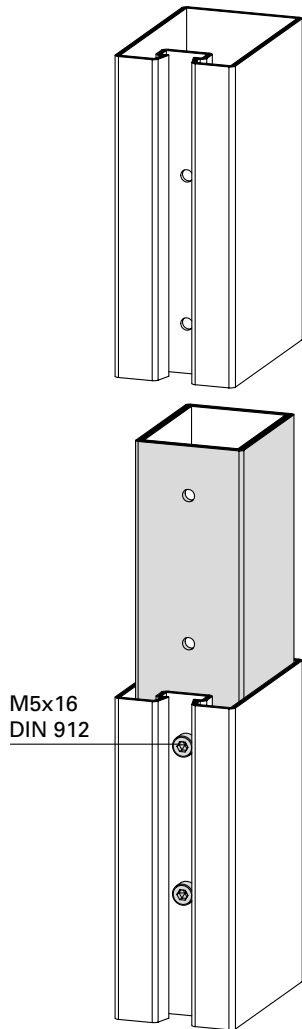
DXF DWG

D-402-K-007

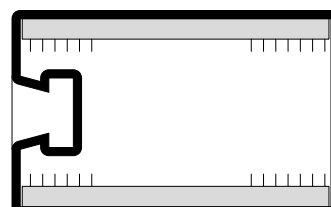
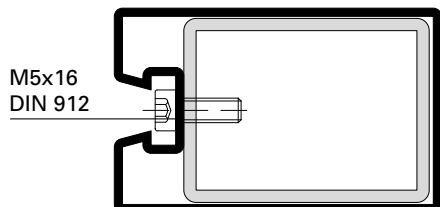
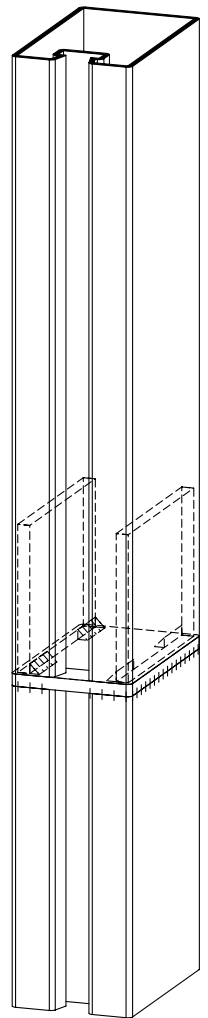
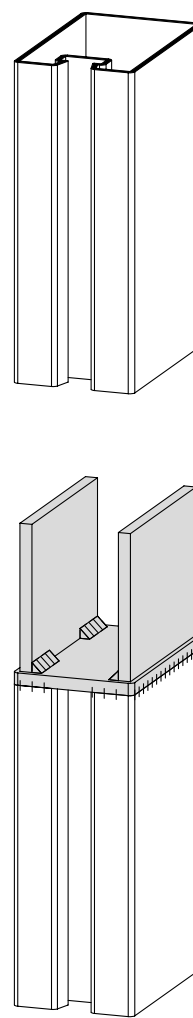
Pfostenstoss

Joint de montant

Mullion joint

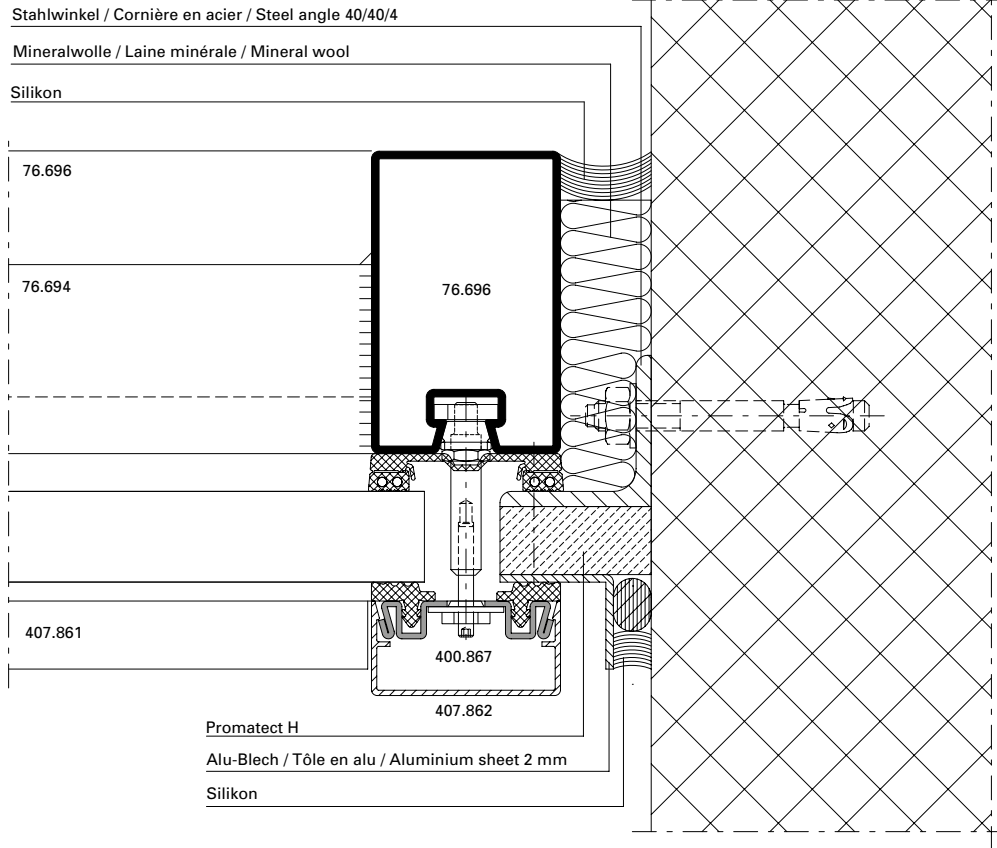


E30

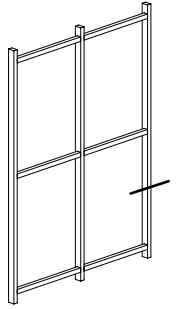


Anschlüsse am Bau im Massstab 1:2
Raccordement au mur à l'échelle 1:2
Attachment to structure on scale 1:2

VISS Fire TVS (vertikal)
 VISS Fire TVS (vertical)
 VISS Fire TVS (vertical)

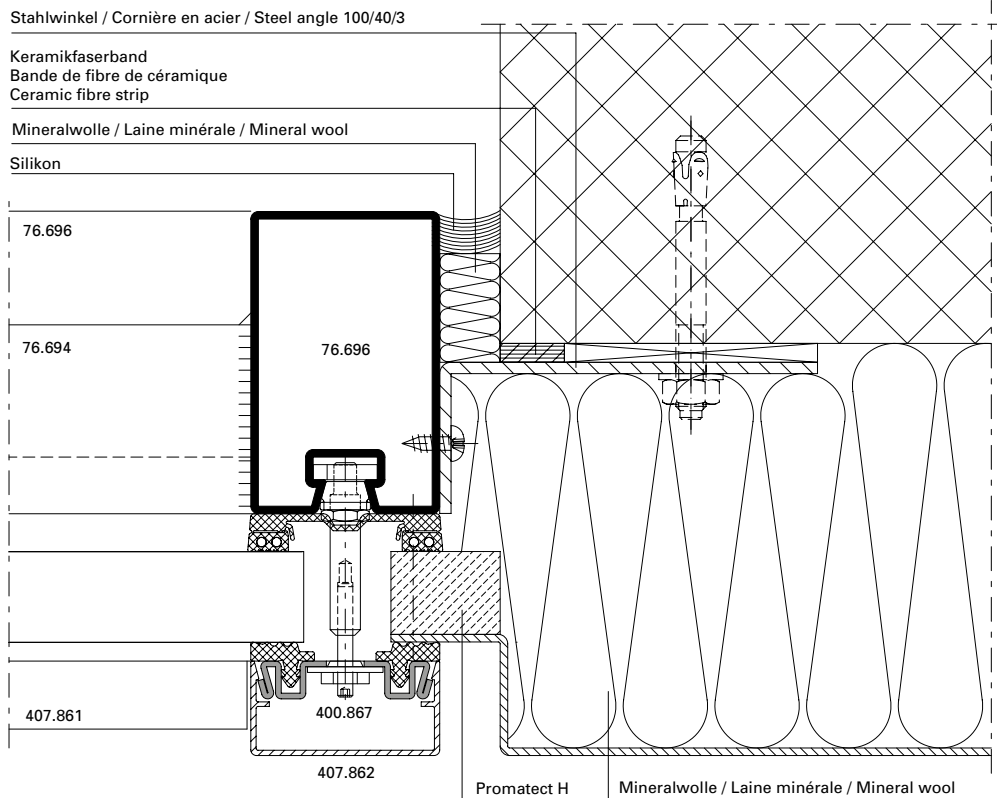


E30

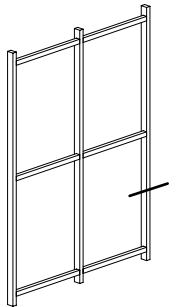


DXF **DWG**

D-402-A-001



E30



DXF **DWG**

D-402-A-002

Anschlüsse am Bau im Masstab 1:2
Raccordement au mur à l'échelle 1:2
Attachment to structure on scale 1:2

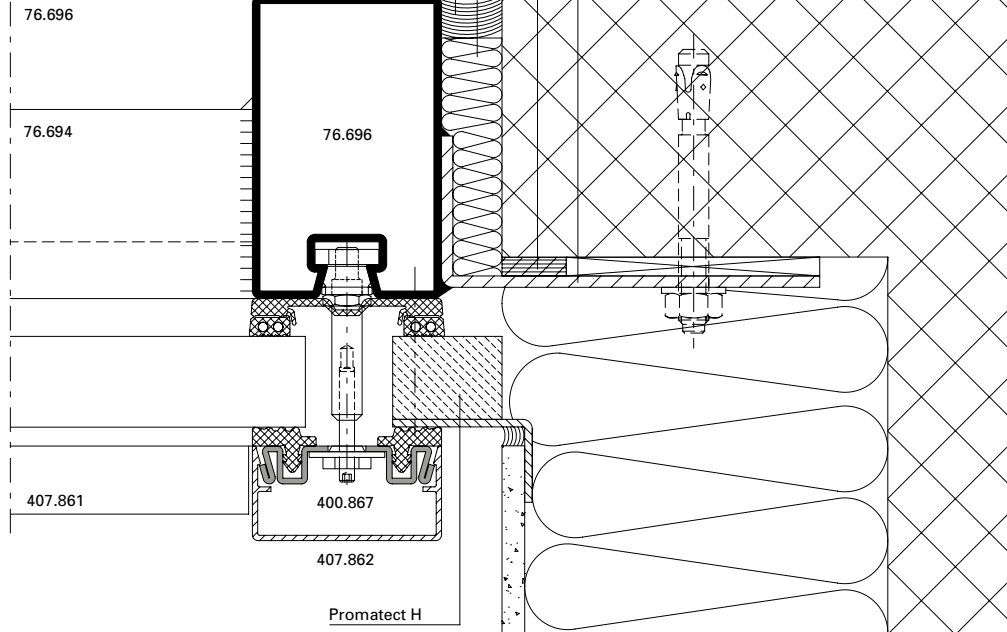
VISS Fire TVS (vertikal)
 VISS Fire TVS (vertical)
 VISS Fire TVS (vertical)

Stahlwinkel / Cornière en acier / Steel angle 100/40/3

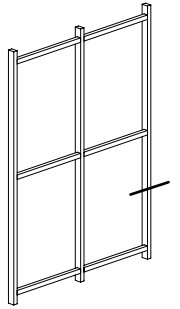
Keramikfaserband
 Bande de fibre de céramique
 Ceramic fibre strip

Mineralwolle / Laine minérale / Mineral wool

Silikon



E30

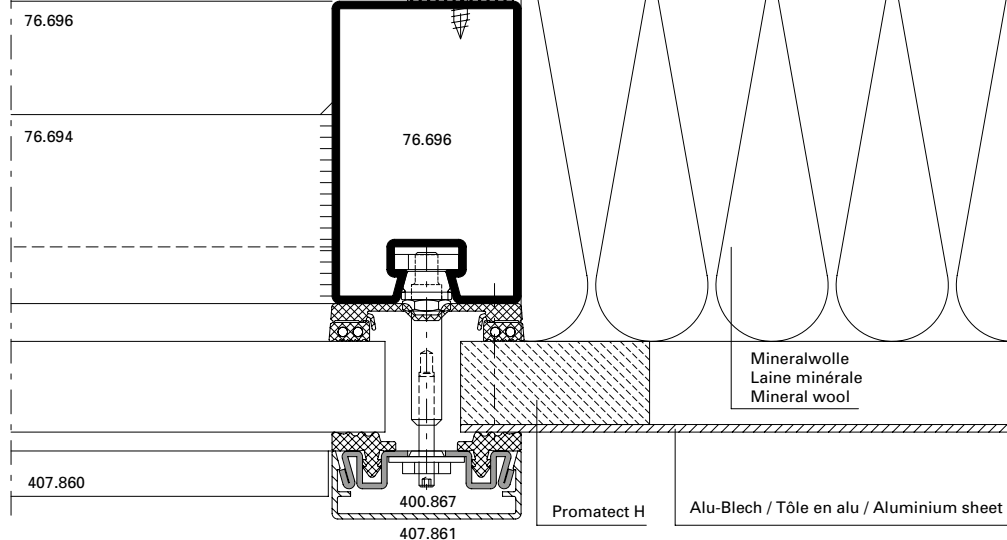


DXF **DWG**

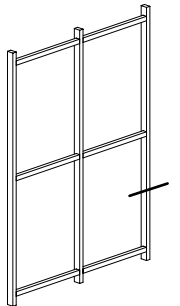
D-402-A-003

Stahlwinkel > 2 mm
 Cornière en acier > 2 mm
 Steel angle > 2 mm

Keramikfaserband
 Bande de fibre de céramique
 Ceramic fibre strip



E30



DXF **DWG**

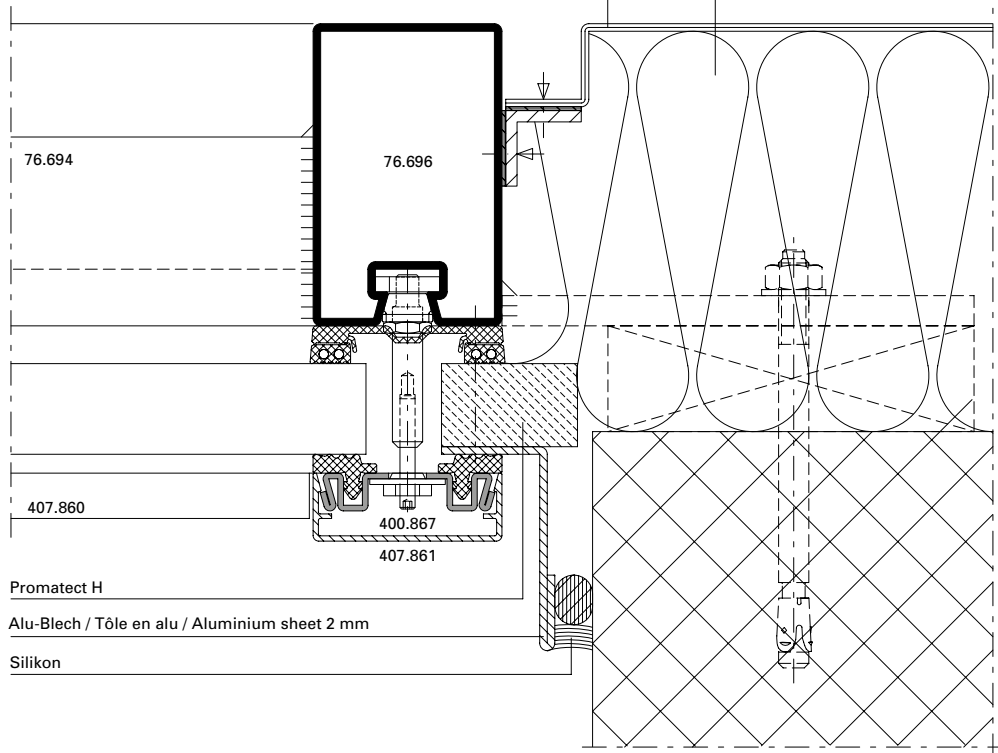
D-402-A-004

Anschlüsse am Bau im Massstab 1:2
Raccordement au mur à l'échelle 1:2
Attachment to structure on scale 1:2

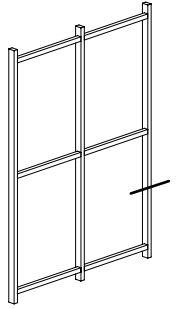
VISS Fire TVS (vertikal)
 VISS Fire TVS (vertical)
 VISS Fire TVS (vertical)

Mineralwolle / Laine minérale / Mineral wool

Stahl-Blech / Tôle en acier / Steel sheet 2 mm



E30



Promatect H

Alu-Blech / Tôle en alu / Aluminium sheet 2 mm

Silikon

DXF

DWG

D-402-A-005

Mineralwolle / Laine minérale / Mineral wool

Stahlwinkel / Cornière en acier / Steel angle 60/60/3

Silikon

76.696

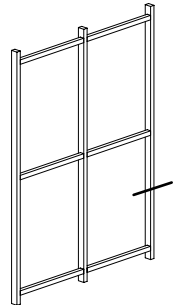
76.694

407.860

52-38

09/2020

E30



DXF

DWG

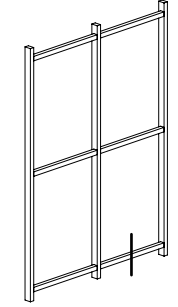
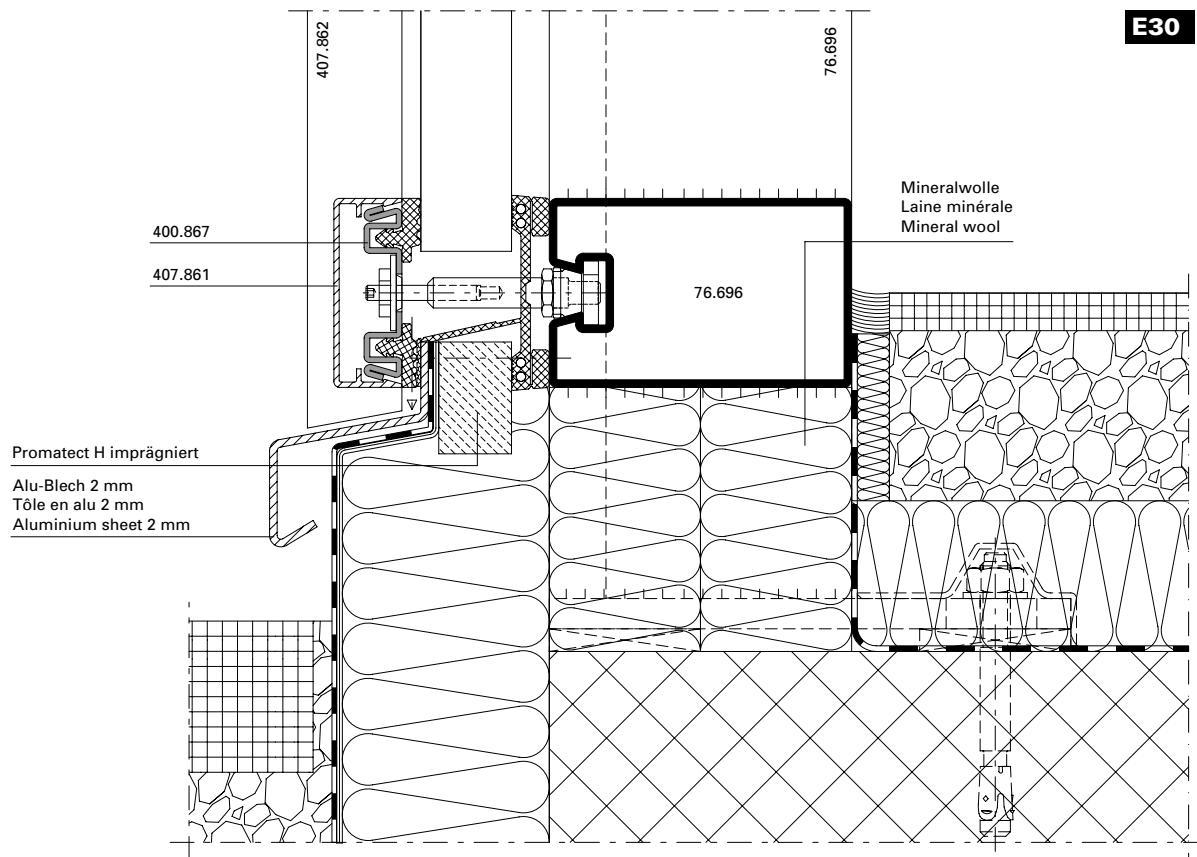
D-402-A-006

Alu-Blech 2 mm
 Tôle en alu 2 mm
 Aluminium sheet 2 mm
 Promatect H

JANSEN

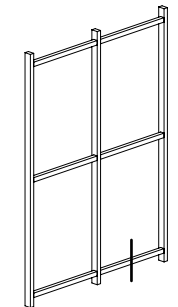
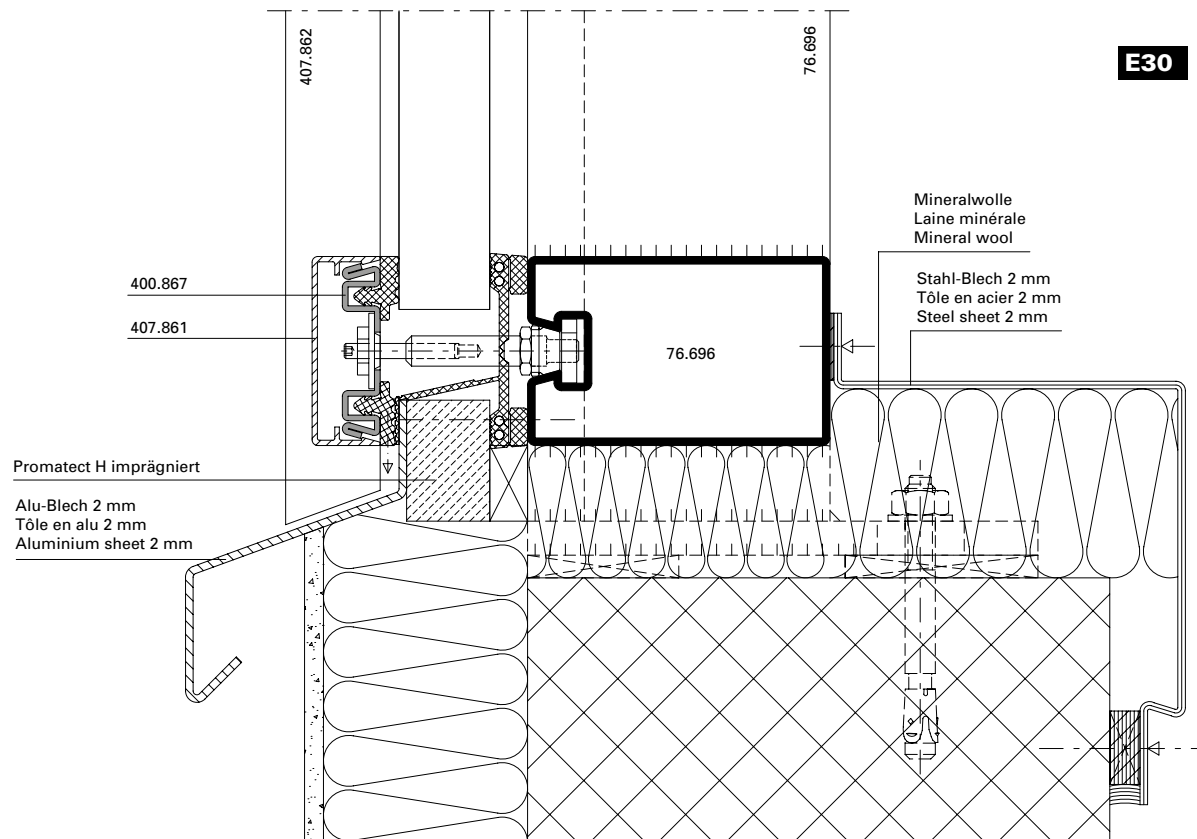
Anschlüsse am Bau im Masstab 1:2
 Raccordement au mur à l'échelle 1:2
 Attachment to structure on scale 1:2

VISS Fire TVS (vertikal)
 VISS Fire TVS (vertical)
 VISS Fire TVS (vertical)



DXF DWG

D-402-A-007

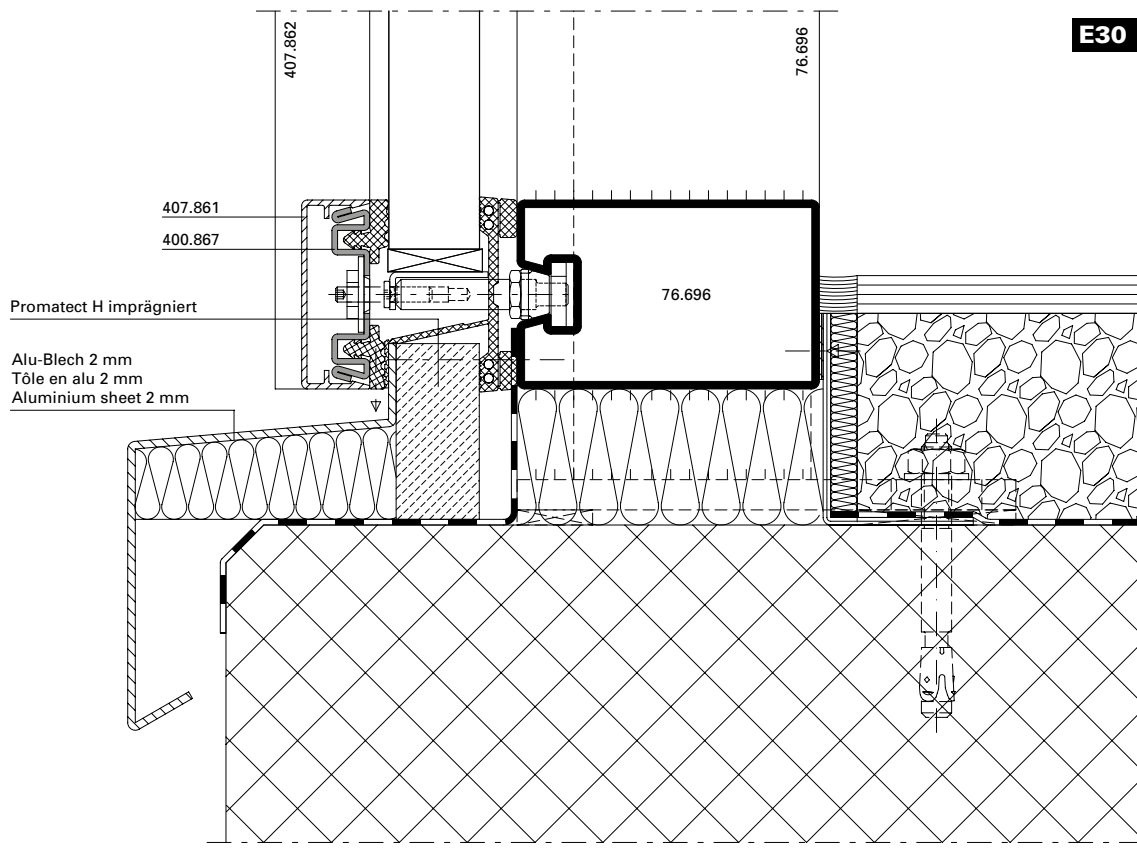
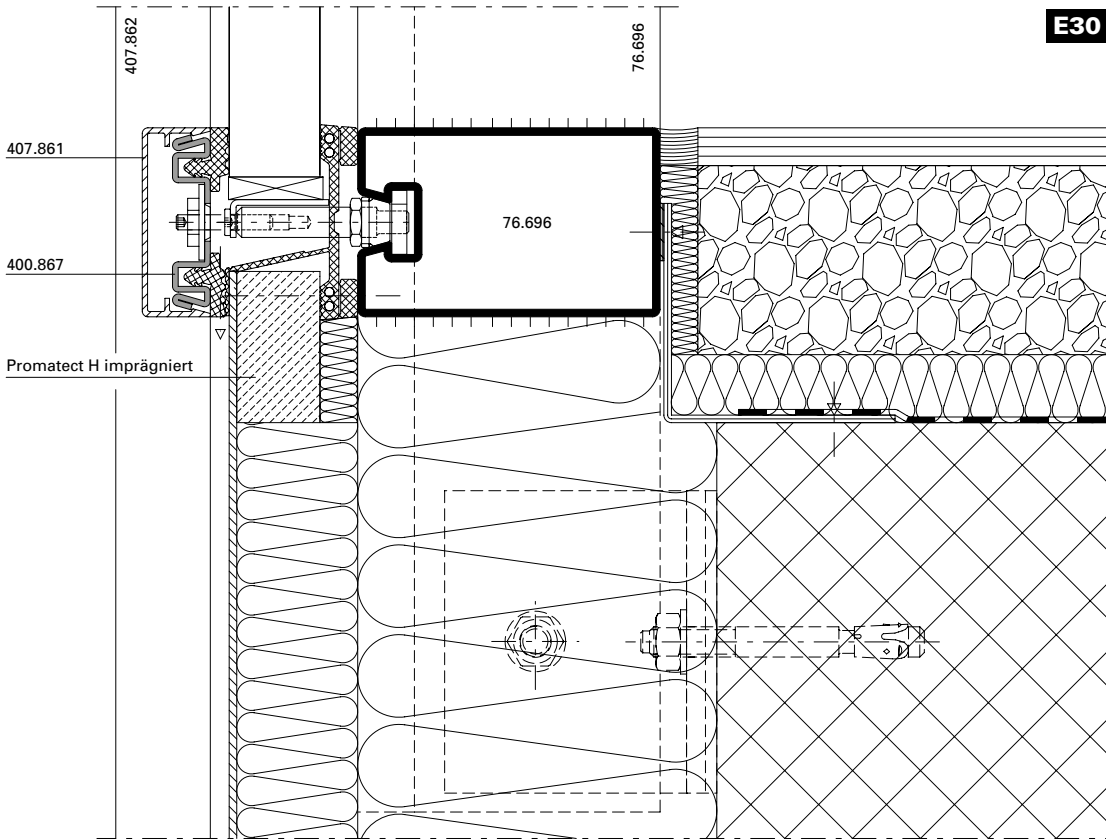


DXF DWG

D-402-A-008

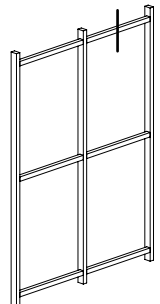
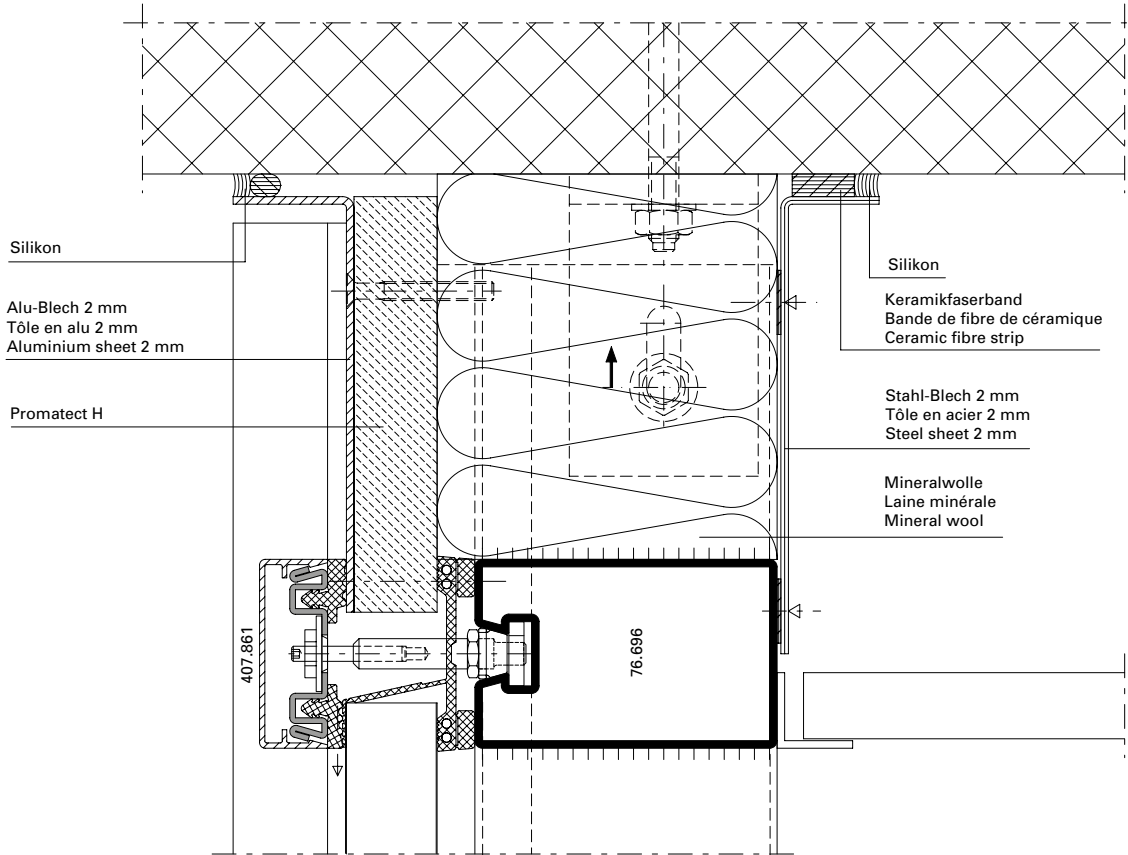
Anschlüsse am Bau im Masstab 1:2
Raccordement au mur à l'échelle 1:2
Attachment to structure on scale 1:2

VISS Fire TVS (vertikal)
VISS Fire TVS (vertical)
VISS Fire TVS (vertical)



Anschlüsse am Bau im Masstab 1:2
Raccordement au mur à l'échelle 1:2
Attachment to structure on scale 1:2

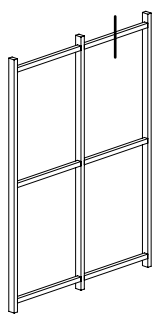
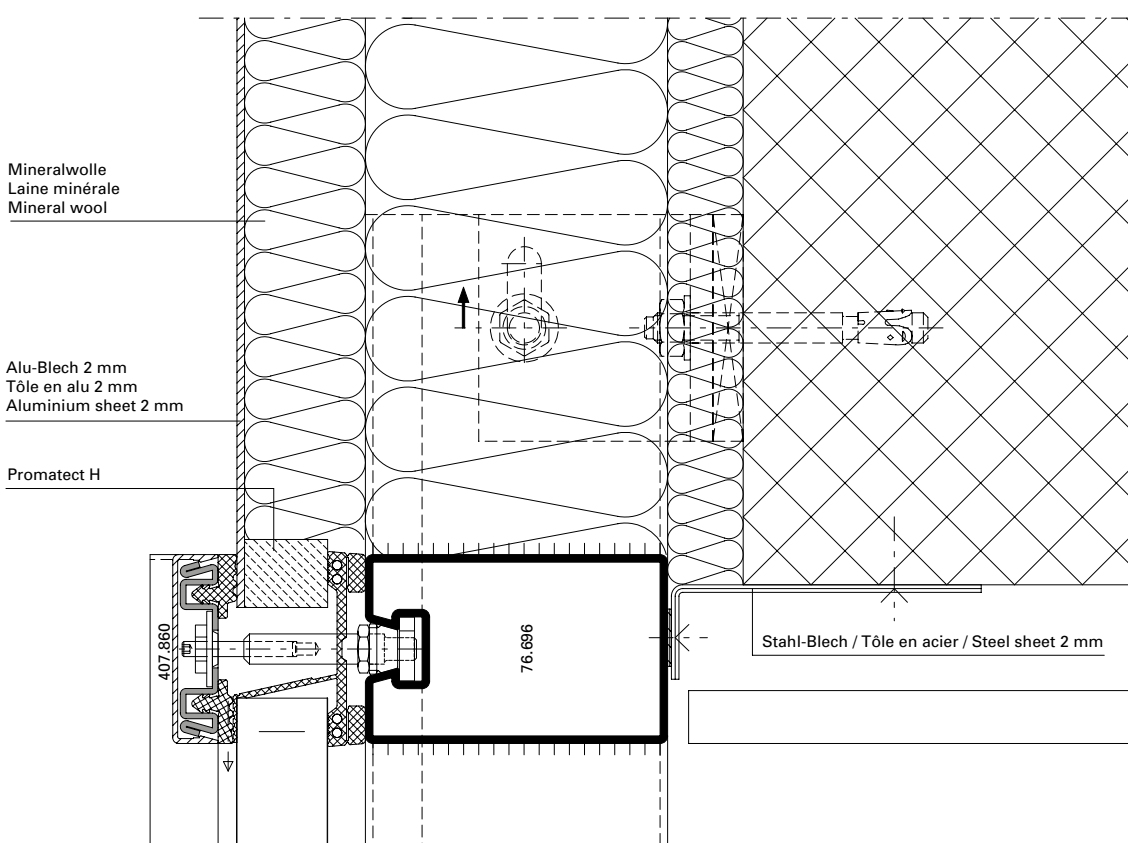
VISS Fire TVS (vertikal)
 VISS Fire TVS (vertical)
 VISS Fire TVS (vertical)



E30

DXF DWG

D-402-A-011



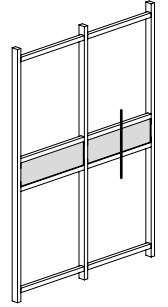
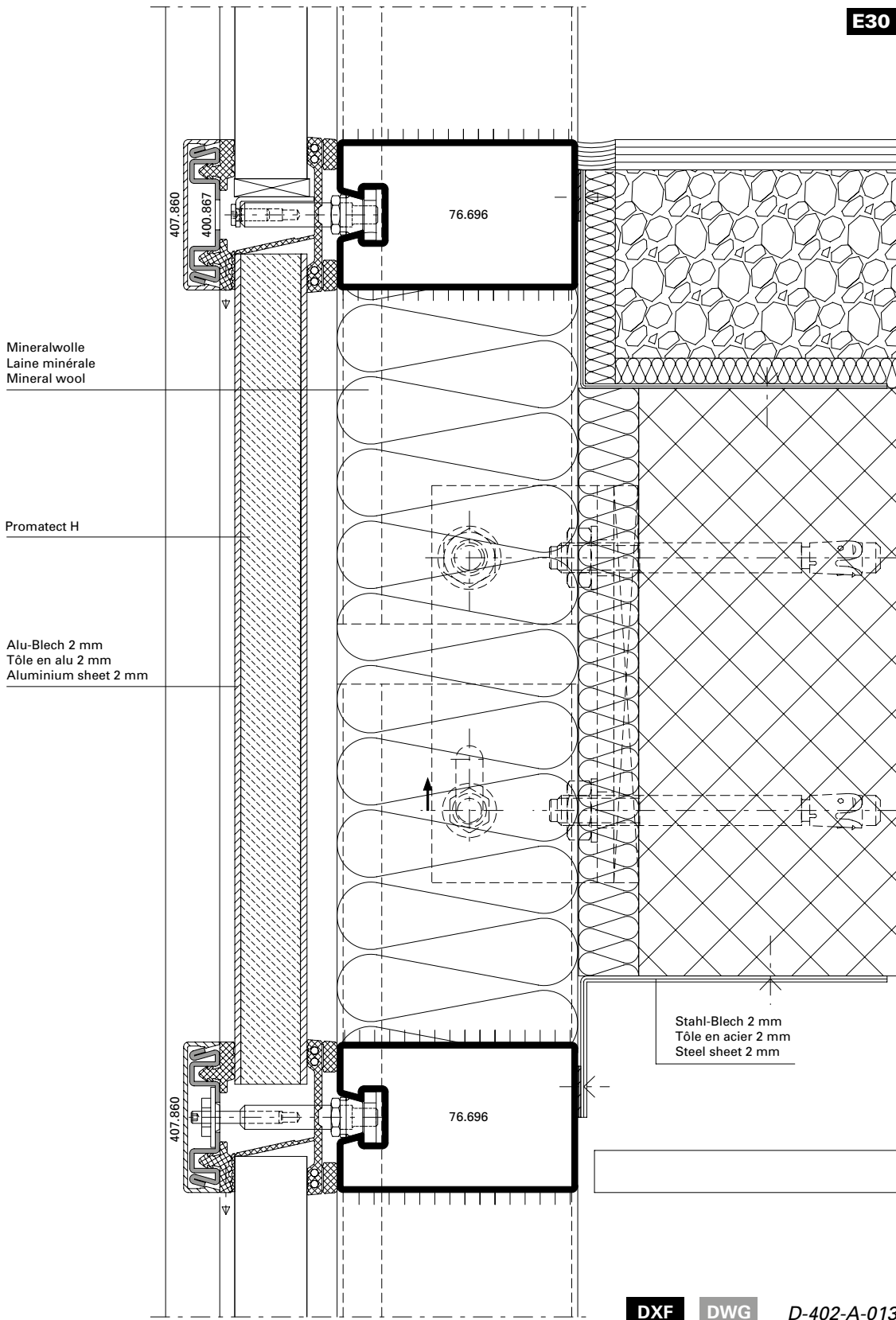
E30

DXF DWG

D-402-A-012

Anschlüsse am Bau im Masstab 1:2
Raccordement au mur à l'échelle 1:2
Attachment to structure on scale 1:2

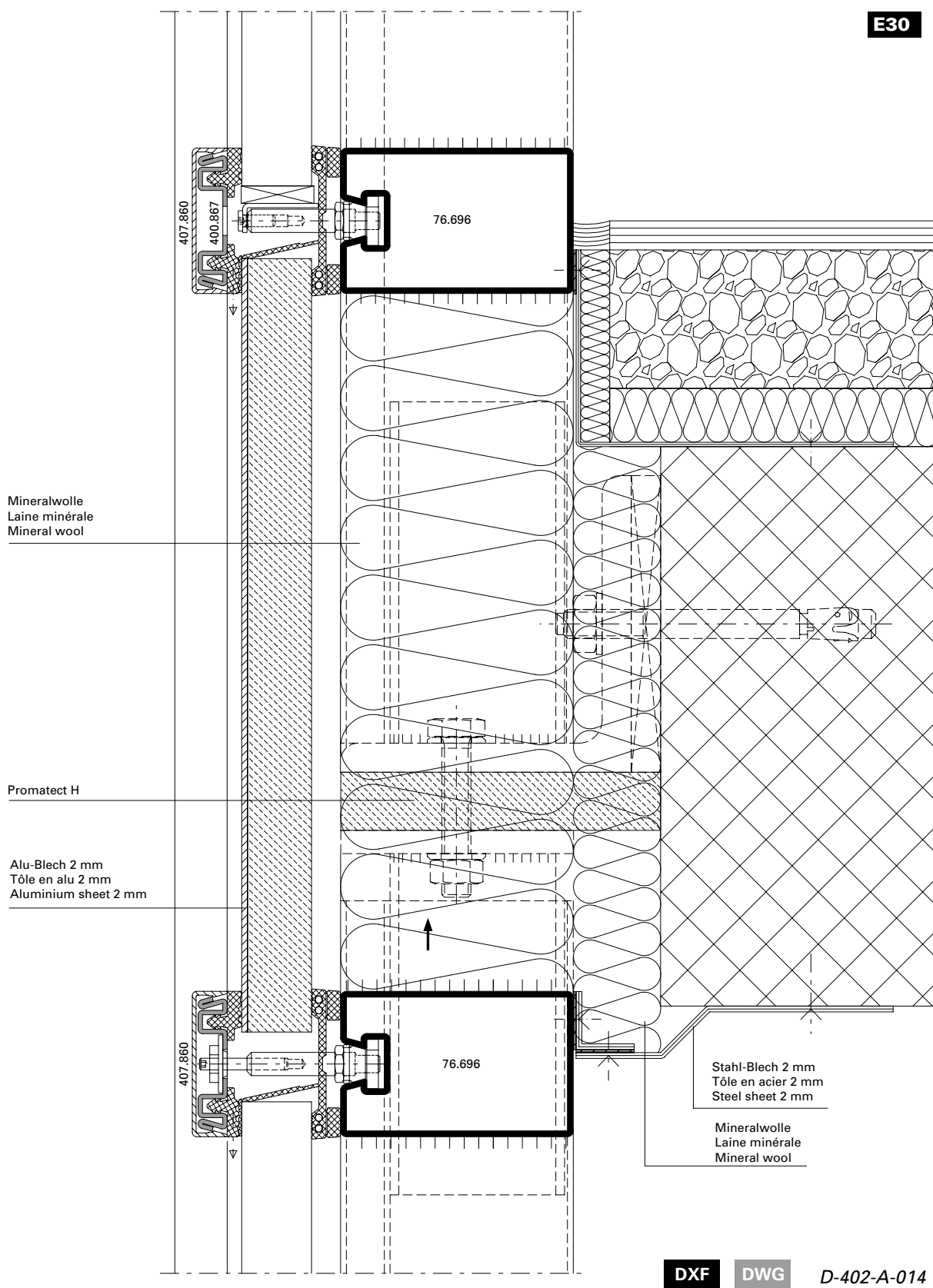
VISS Fire TVS (vertikal)
VISS Fire TVS (vertical)
VISS Fire TVS (vertical)



DXF DWG D-402-A-013

Anschlüsse am Bau im Masstab 1:2
Raccordement au mur à l'échelle 1:2
Attachment to structure on scale 1:2

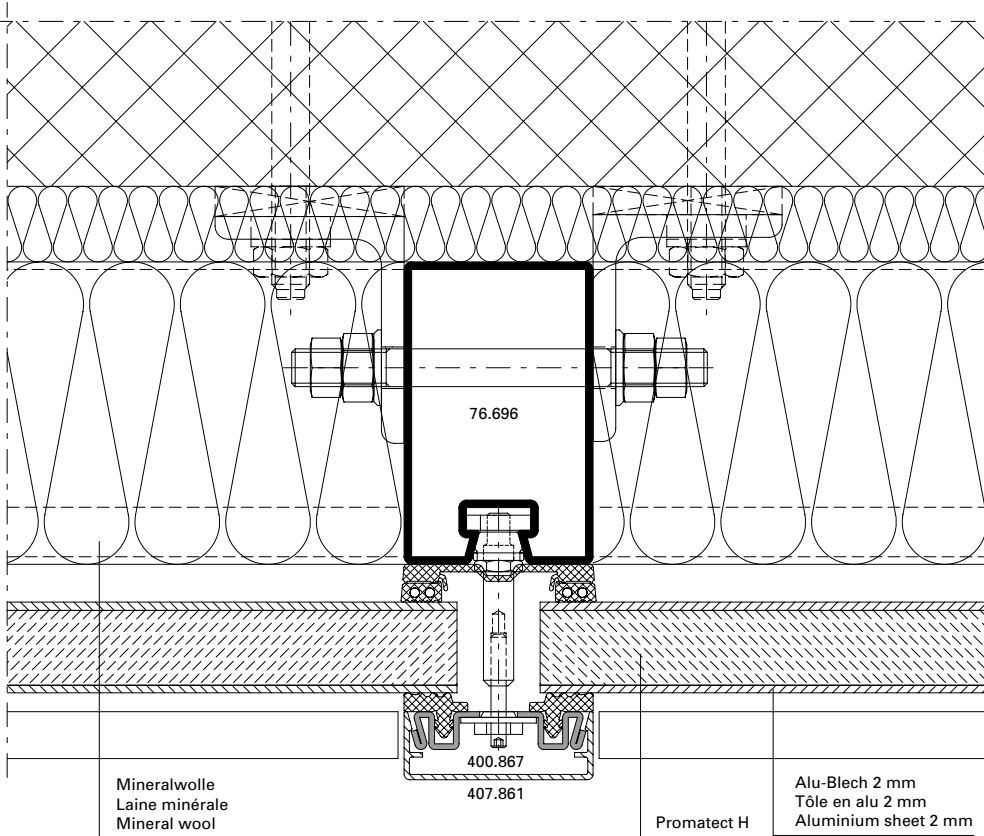
VISS Fire TVS (vertikal)
VISS Fire TVS (vertical)
VISS Fire TVS (vertical)



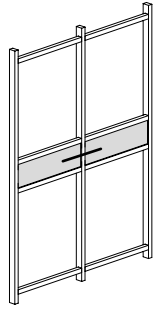
DXF DWG D-402-A-014

Anschlüsse am Bau im Masstab 1:2
Raccordement au mur à l'échelle 1:2
Attachment to structure on scale 1:2

VISS Fire TVS (vertikal)
 VISS Fire TVS (vertical)
 VISS Fire TVS (vertical)

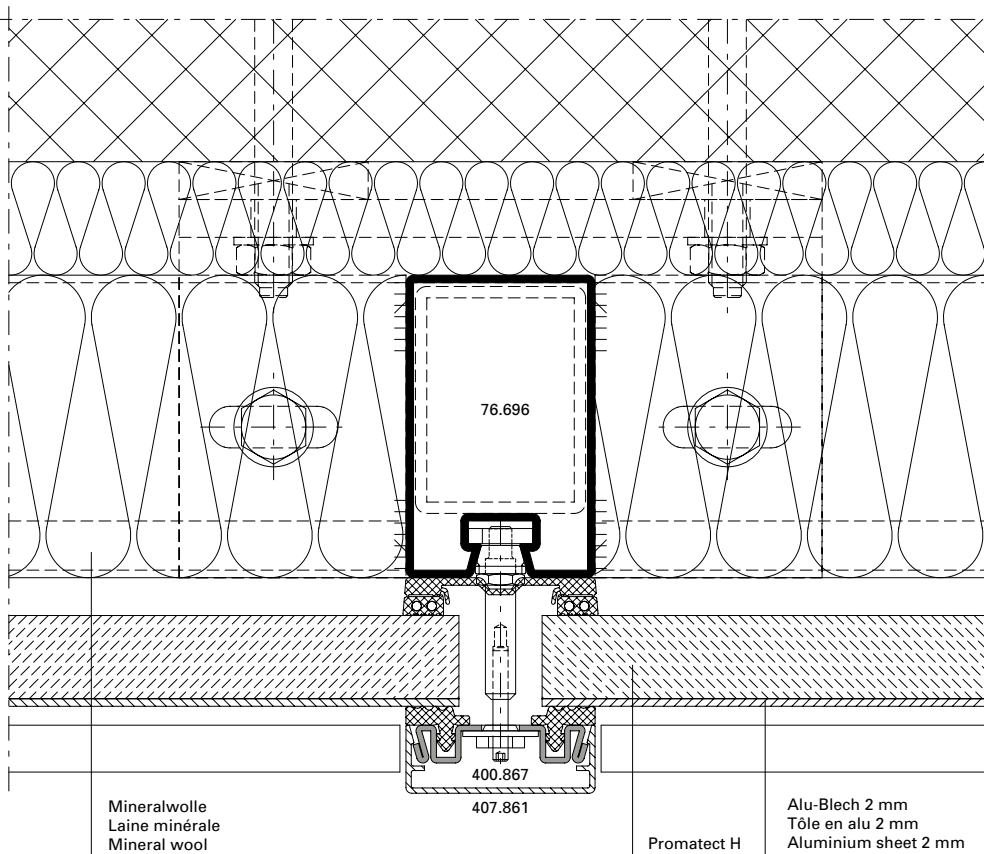


E30

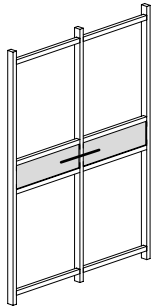


DXF **DWG**

D-402-A-015



E30

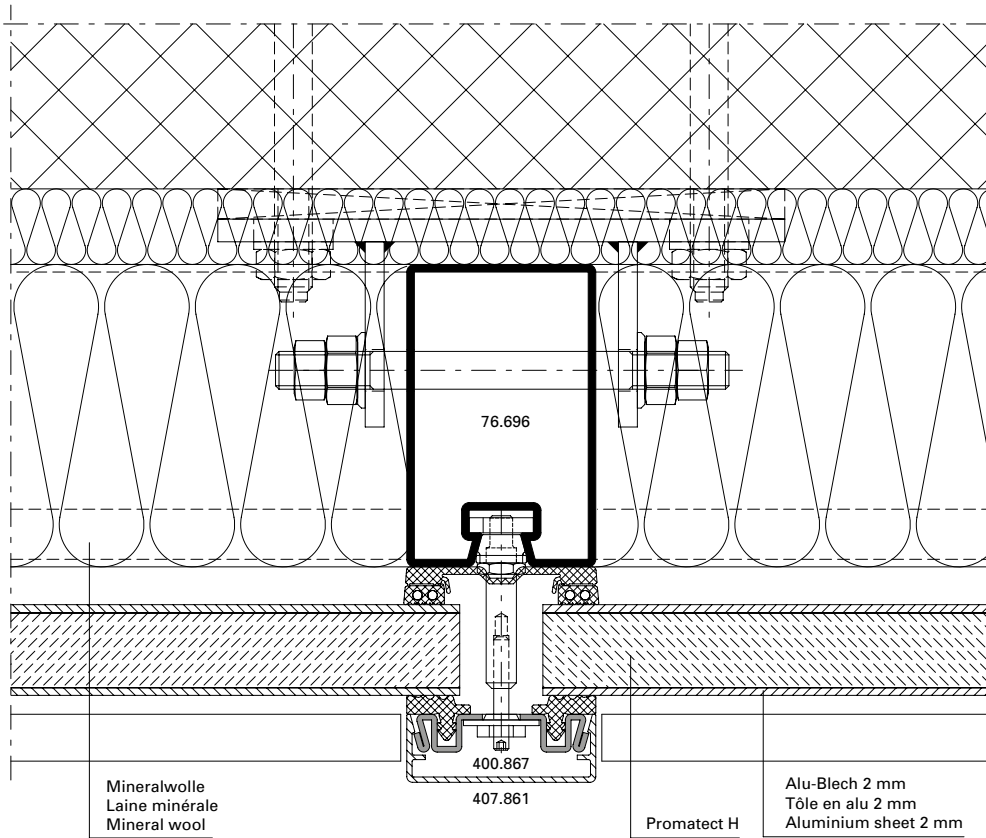


DXF **DWG**

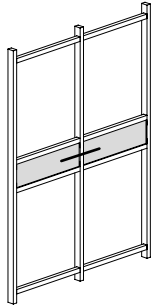
D-402-A-016

Anschlüsse am Bau im Masstab 1:2
 Raccordement au mur à l'échelle 1:2
 Attachment to structure on scale 1:2

VISS Fire TVS (vertikal)
 VISS Fire TVS (vertical)
 VISS Fire TVS (vertical)

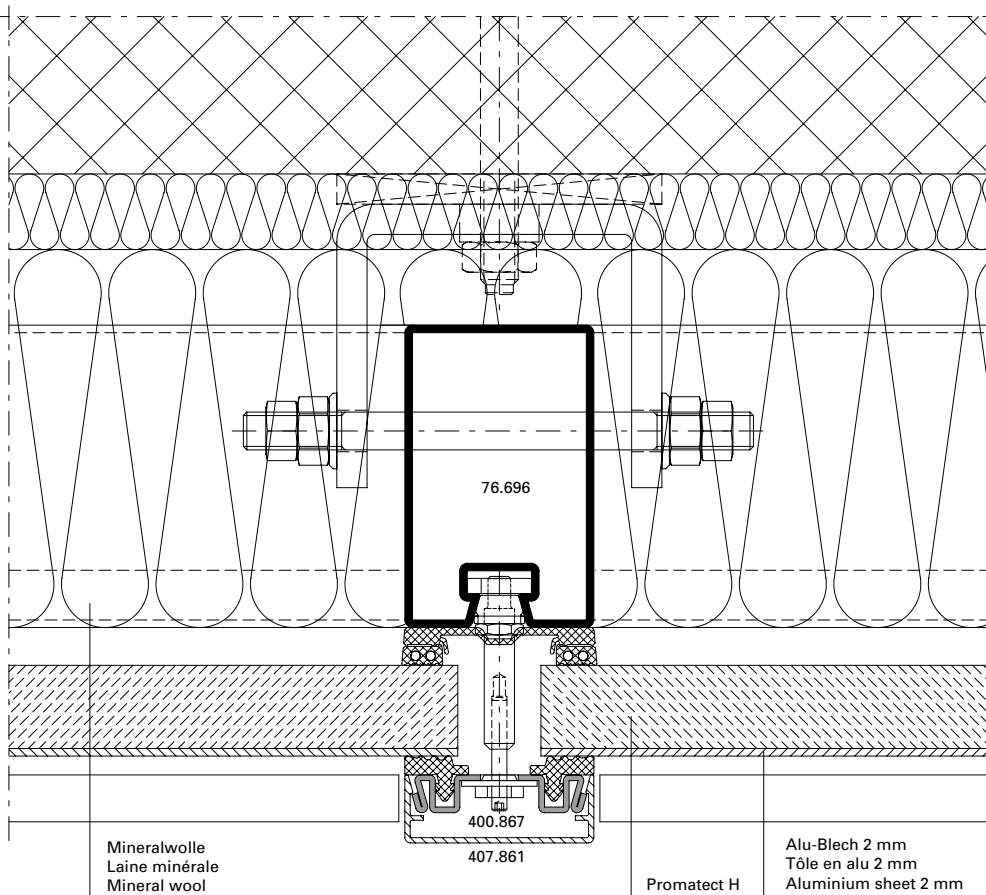


E30

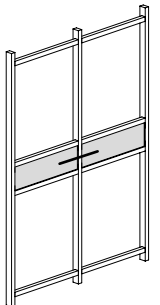


DXF **DWG**

D-402-A-017



E30



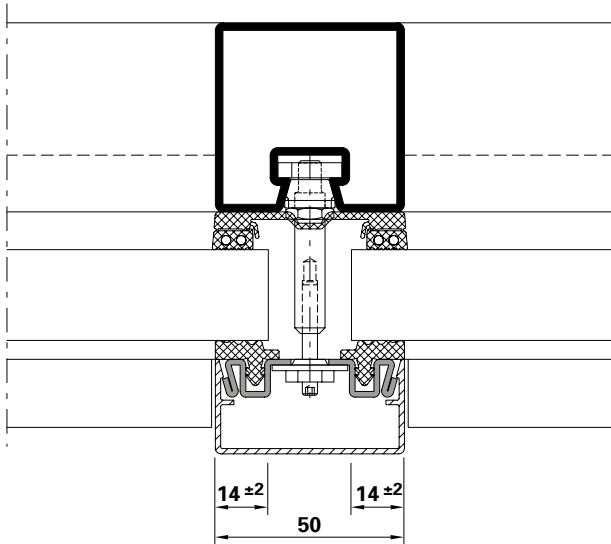
DXF **DWG**

D-402-A-018

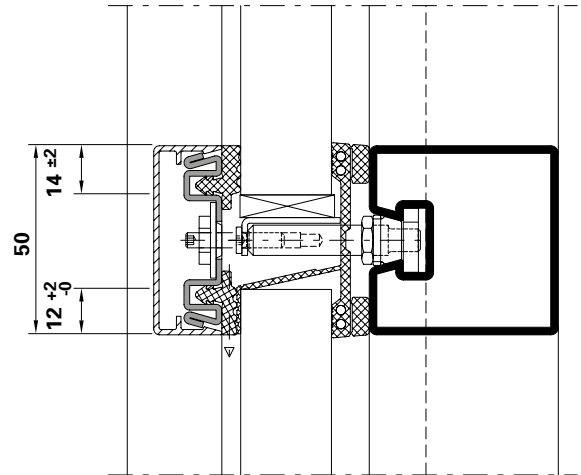
Glaseinstand

Prise en feuillure

Glass edge cover



E30



Die landesspezifischen Brandschutz-Zulassungen bzw. deren Bestimmungen und Vorschriften sind zu beachten.

Les certificats de protection incendie spécifiques au pays, leurs dispositions et leurs prescriptions doivent être respectés.

Fire-protection approvals or applicable national regulations and determinations must be observed.



VISS Fire TVS (vertikal)
Brandschutzverglasung
Klasse EI

Hinweis:

Bei der Auswahl von Schnittpunkten, Konstruktions-Details und Bauanschlüssen sind die landesspezifischen Brandschutz-Zulassungen und Vorschriften zwingend zu beachten!



VISS Fire TVS (vertical)
Vitrage coupe feu
Classe EI

Note:

Les certificats de protection incendie et les prescriptions spécifiques au pays doivent être impérativement respectés lors du choix des coupe de détails, des détails de construction et des raccordements au mur!



VISS Fire TVS (vertical)
Fire protection glazing
Class EI

Note:

When selecting section details, construction details and attachment to structure, the national fire-protection approvals and regulations must be observed (mandatory)!

Messe- und Kongresszentrum MECC Maastricht/NL (Architekt: Henket + Partners Architekten, Esch/NL)



Pfosten-Detail

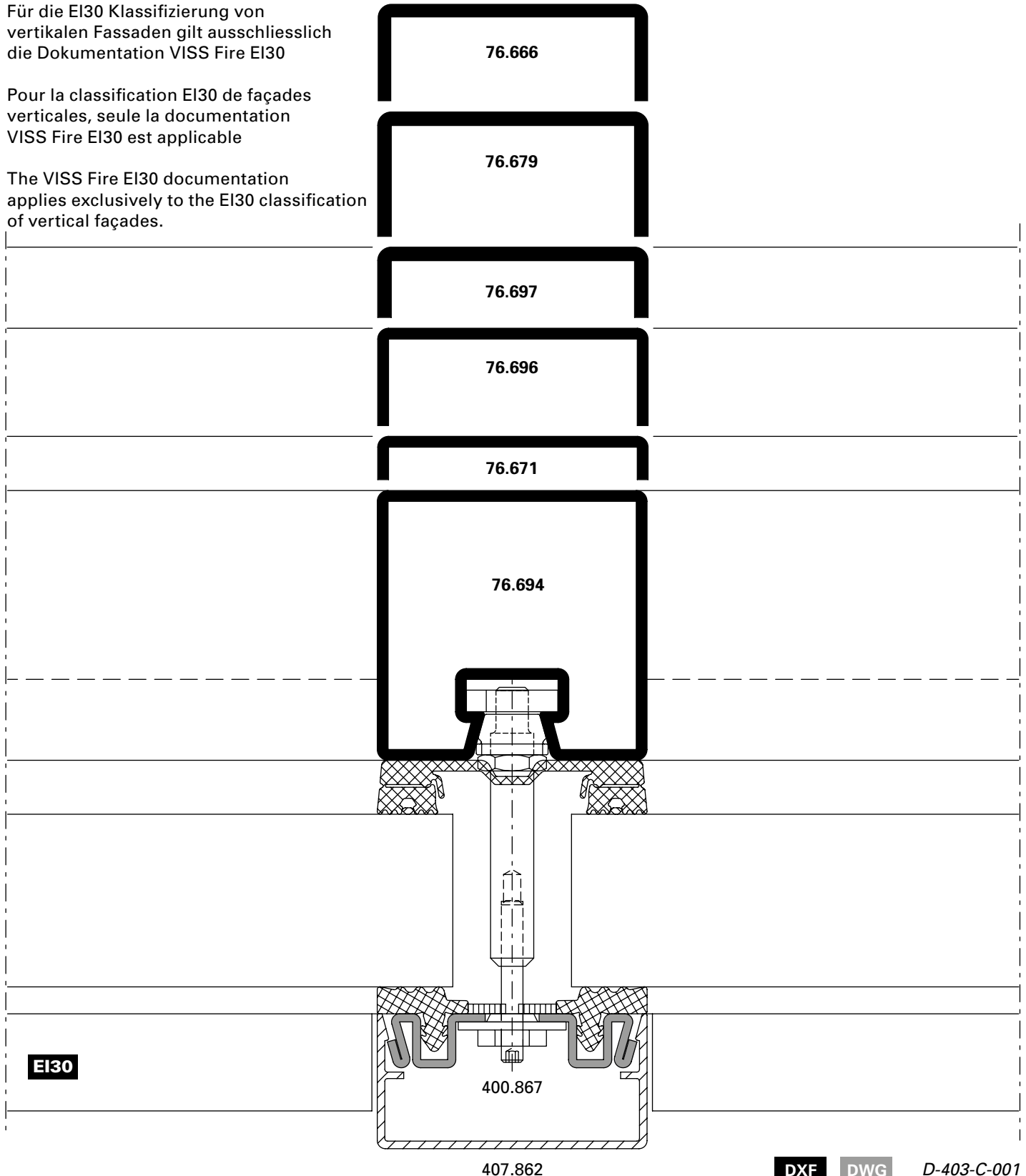
Détail du montant

Detail of mullion

Für die EI30 Klassifizierung von vertikalen Fassaden gilt ausschliesslich die Dokumentation VISS Fire EI30

Pour la classification EI30 de façades verticales, seule la documentation VISS Fire EI30 est applicable

The VISS Fire EI30 documentation applies exclusively to the EI30 classification of vertical façades.



DXF

DWG

D-403-C-001

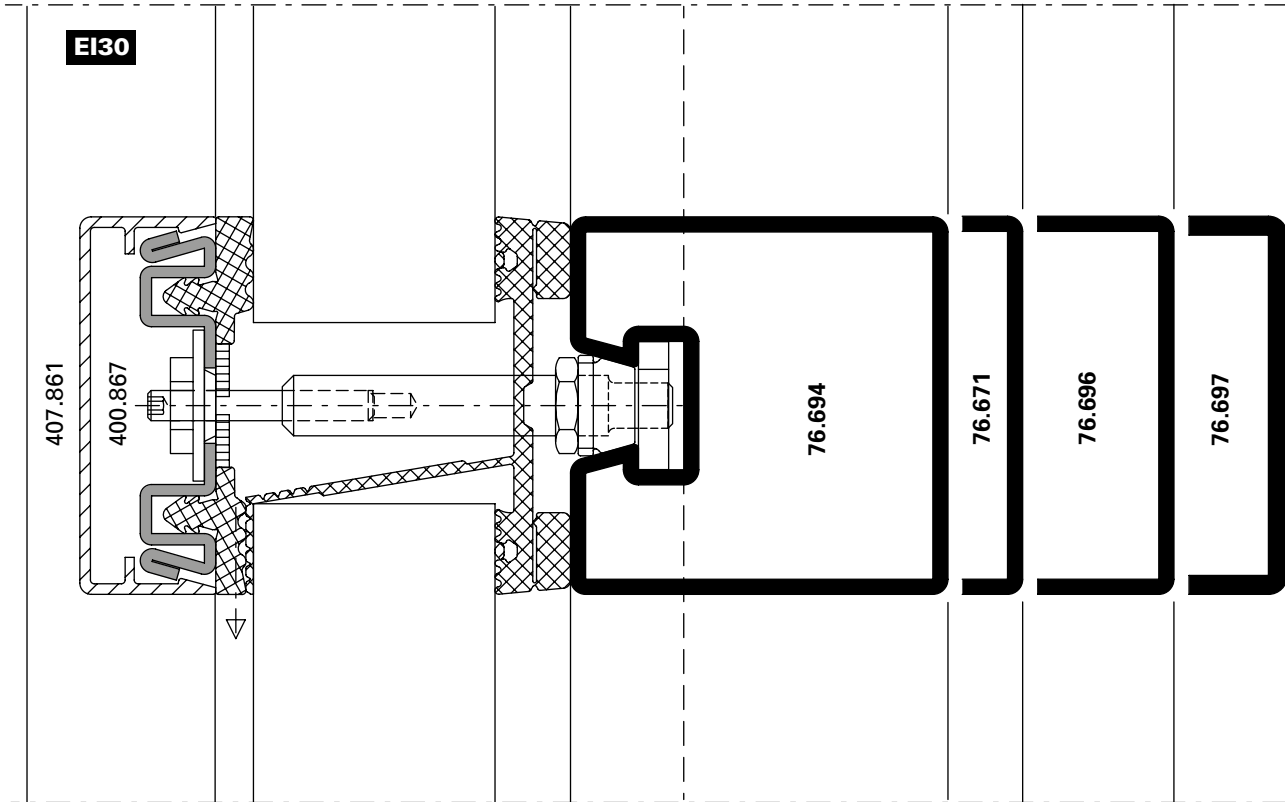
Schnittpunkte im Masstab 1:1
Coupe de détails à l'échelle 1:1
Section details on scale 1:1

VISS Fire TVS (vertikal)
VISS Fire TVS (vertical)
VISS Fire TVS (vertical)

Riegel-Detail

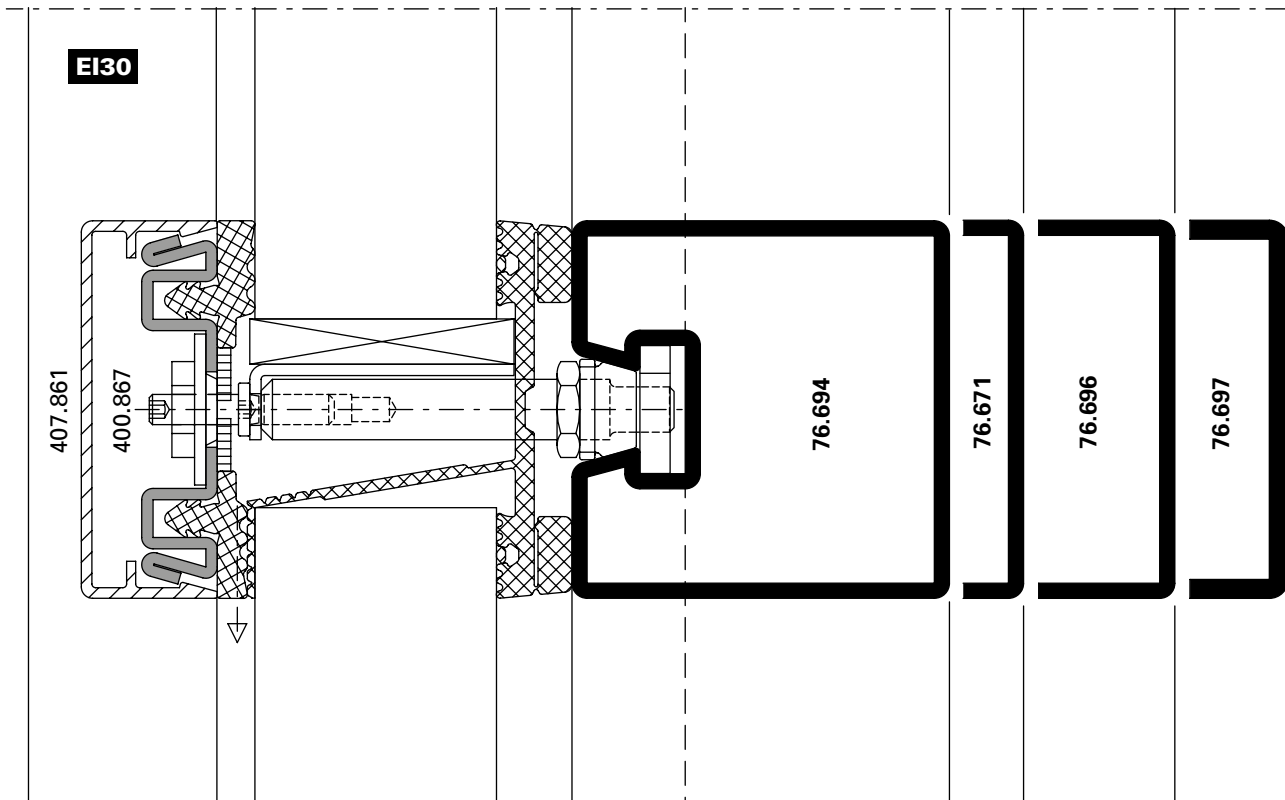
Détail de la traverse

Detail of transom



D-403-C-002

DXF DWG



D-403-C-003

DXF DWG

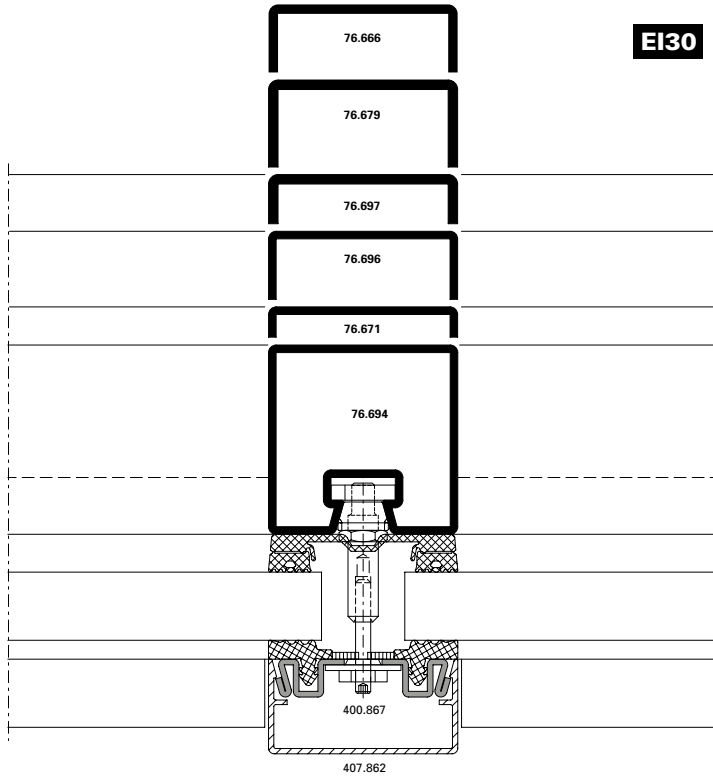
Schnittpunkte im Massstab 1:2
 Coupe de détails à l'échelle 1:2
 Section details on scale 1:2

VISS Fire TVS (vertikal)
 VISS Fire TVS (vertical)
 VISS Fire TVS (vertical)

Pfosten-Detail

Détail du montant

Detail of mullion



EI30

Für die EI30 Klassifizierung von vertikalen Fassaden gilt ausschliesslich die Dokumentation VISS Fire EI30

Pour la classification EI30 de façades verticales, seule la documentation VISS Fire EI30 est applicable

The VISS Fire EI30 documentation applies exclusively to the EI30 classification of vertical façades.

DXF

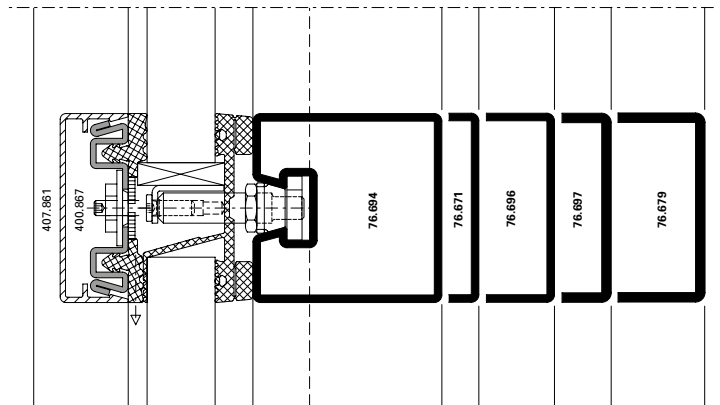
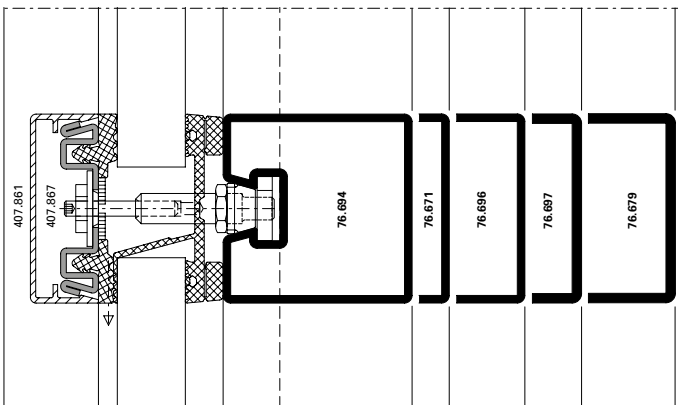
DWG

D-403-C-010

Riegel-Detail

Détail de la traverse

Detail of transom



EI30

DXF

DWG

D-403-C-011

DXF

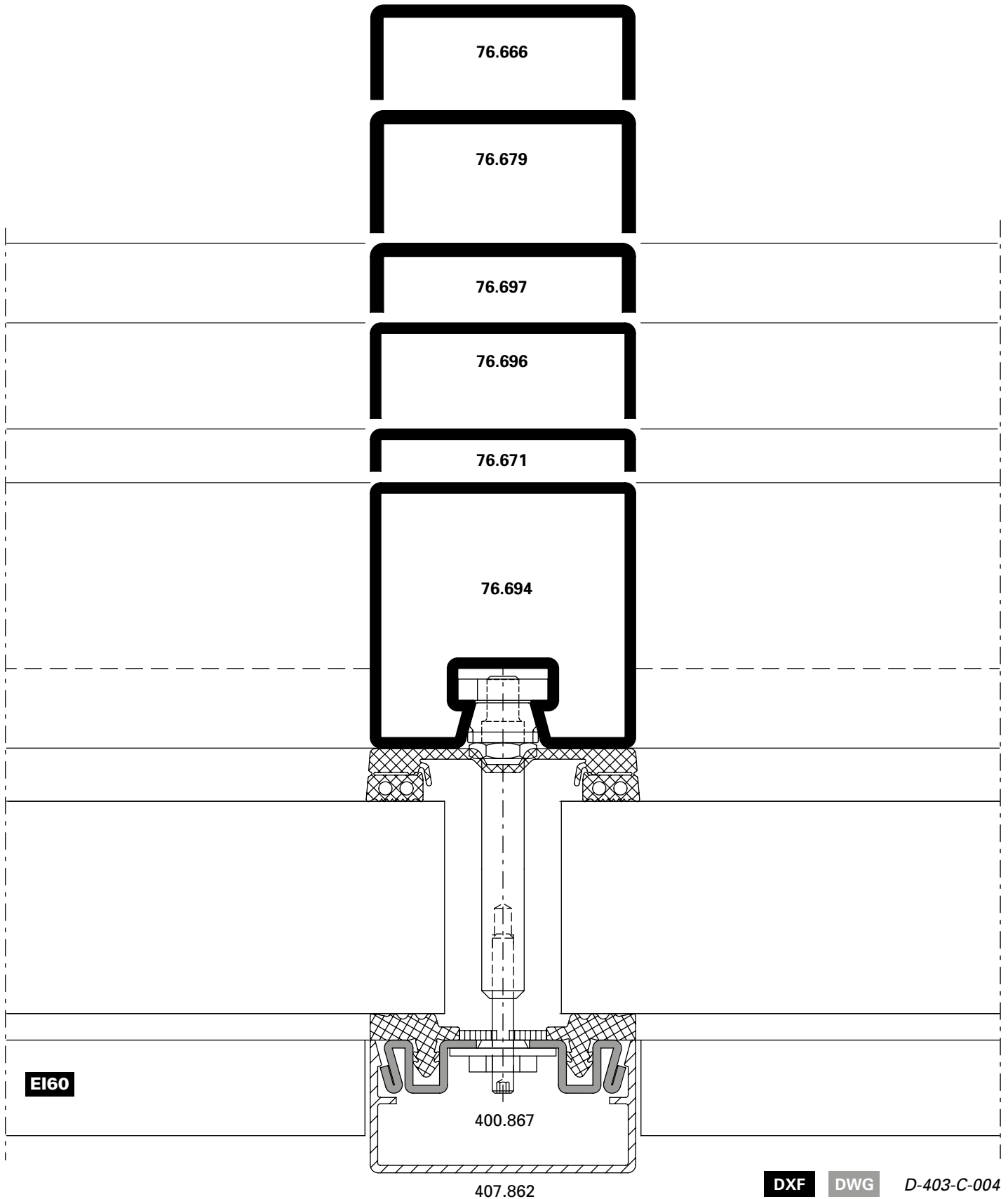
DWG

D-403-C-012

Pfosten-Detail

Détail du montant

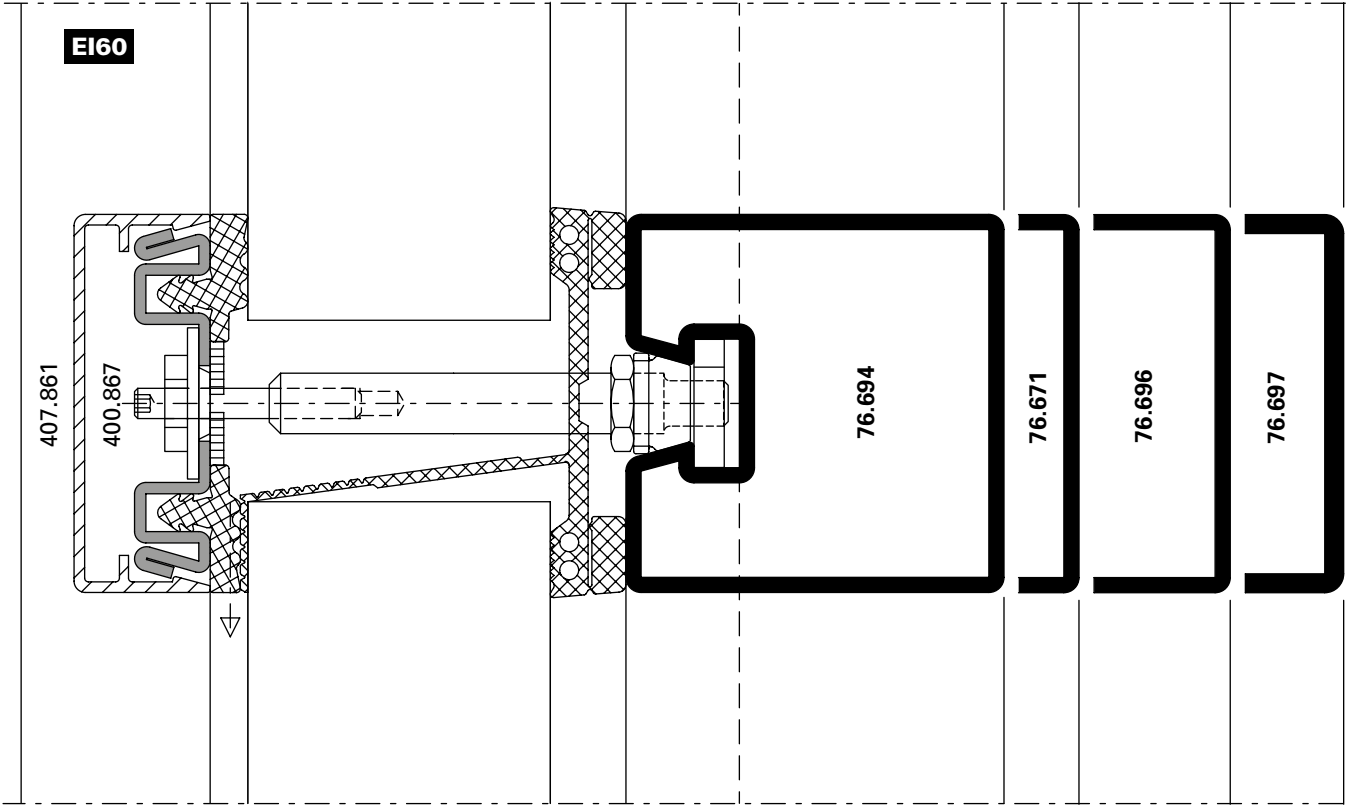
Detail of mullion



Riegel-Detail

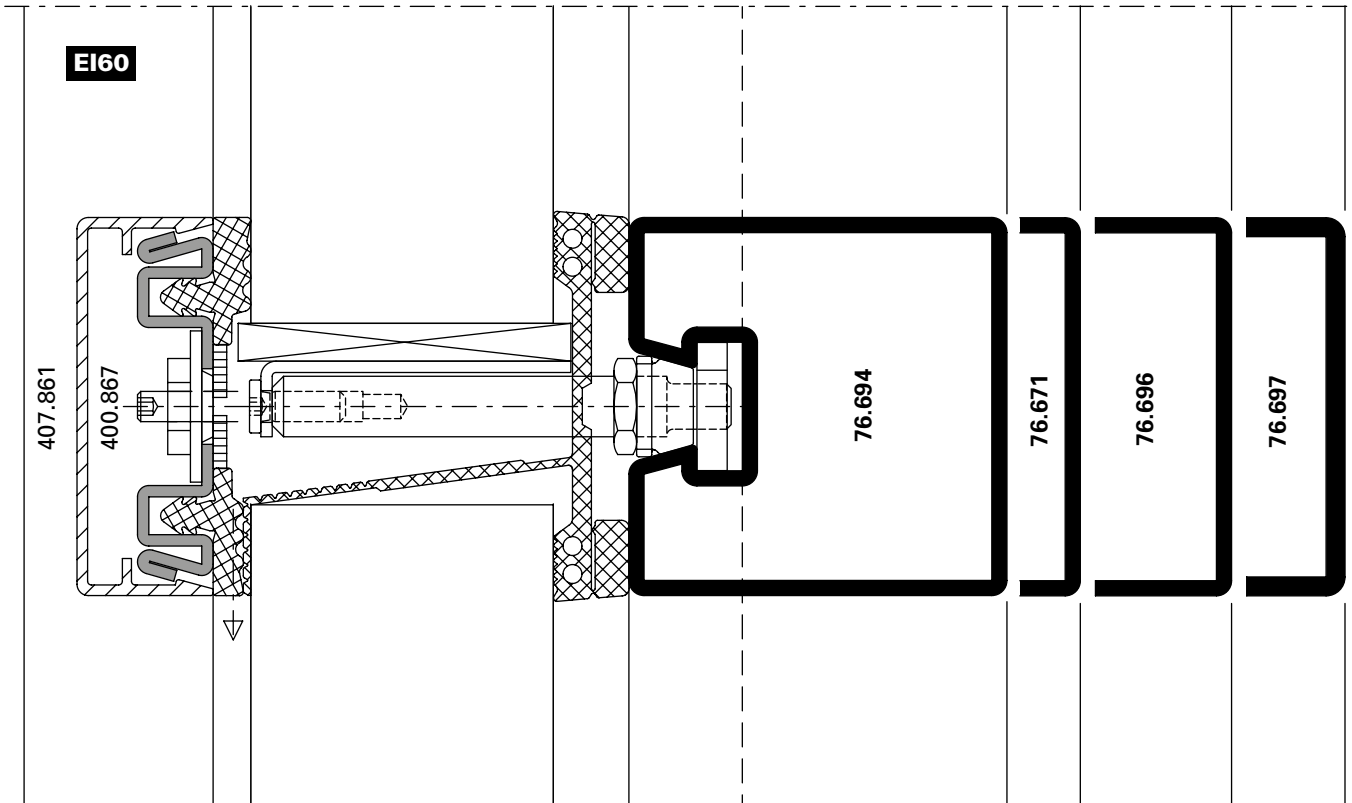
Détail de la traverse

Detail of transom



D-403-C-005

DXF DWG



D-403-C-006

DXF DWG

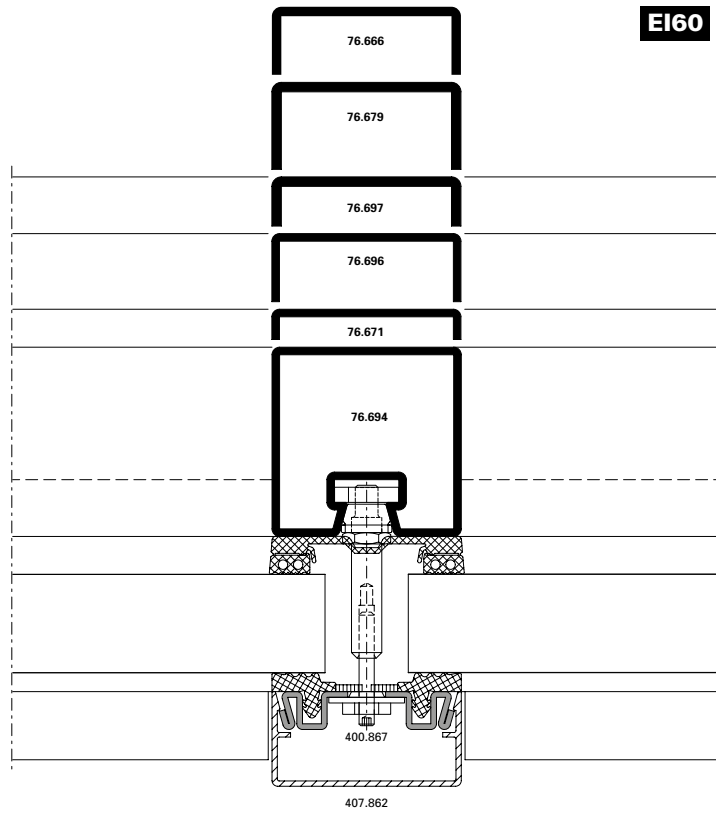
Schnittpunkte im Massstab 1:2
 Coupe de détails à l'échelle 1:2
 Section details on scale 1:2

VISS Fire TVS (vertikal)
 VISS Fire TVS (vertical)
 VISS Fire TVS (vertical)

Pfosten-Detail

Détail du montant

Detail of mullion

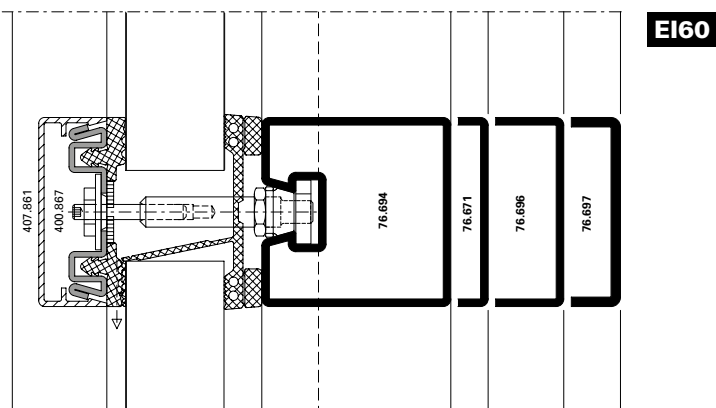


DXF **DWG** D-403-C-013

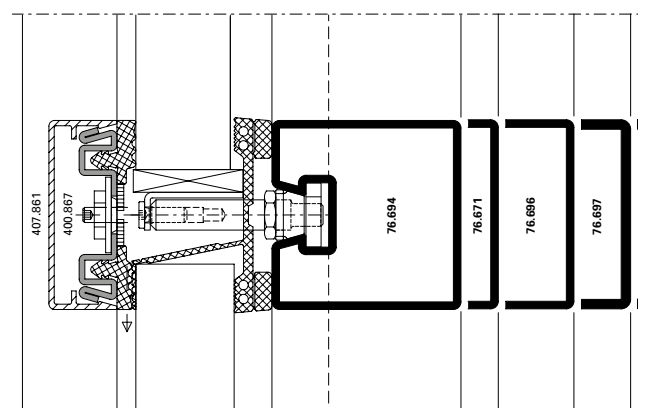
Riegel-Detail

Détail de la traverse

Detail of transom



DXF **DWG** D-403-C-014

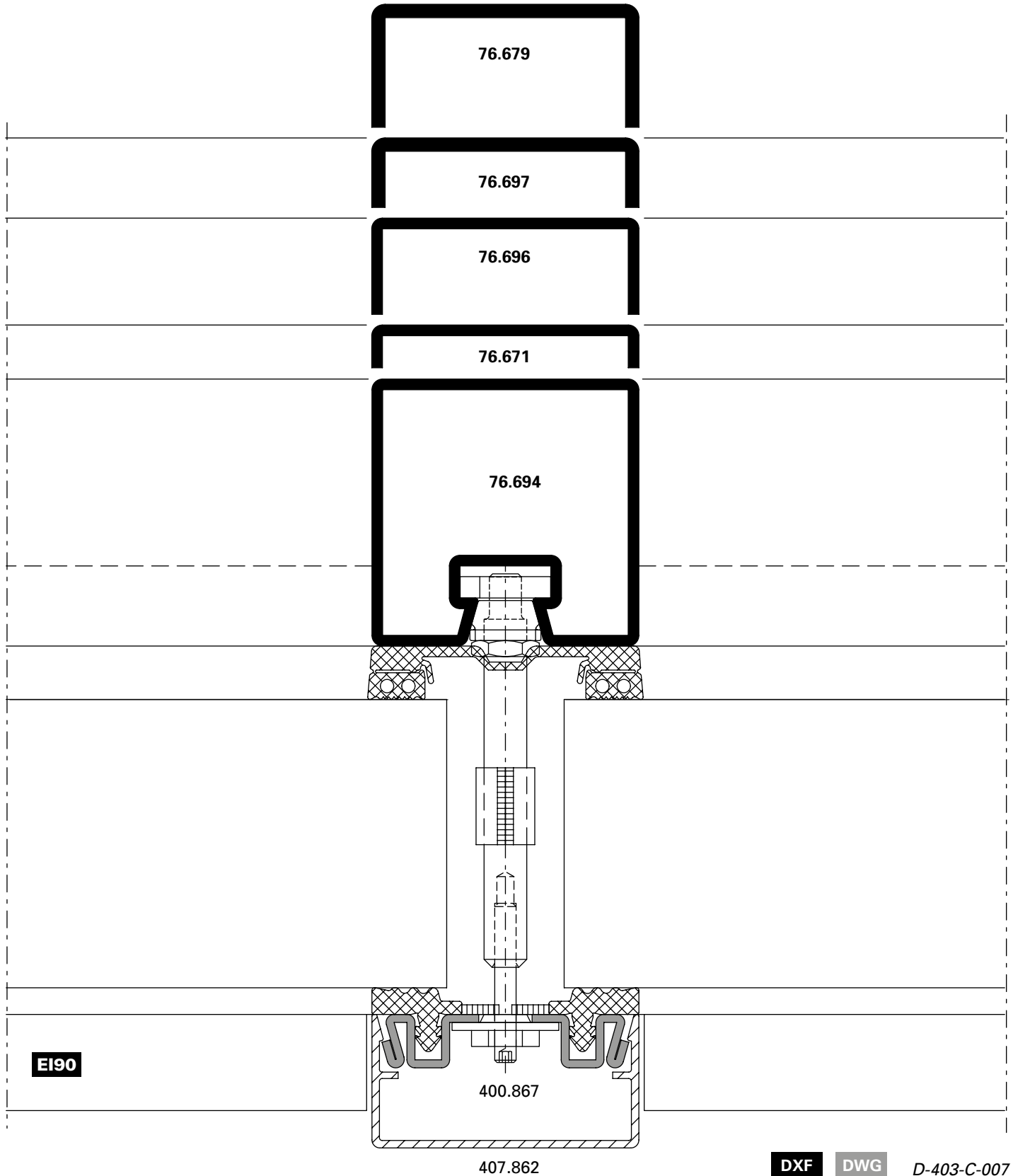


DXF **DWG** D-403-C-015

Pfosten-Detail

Détail du montant

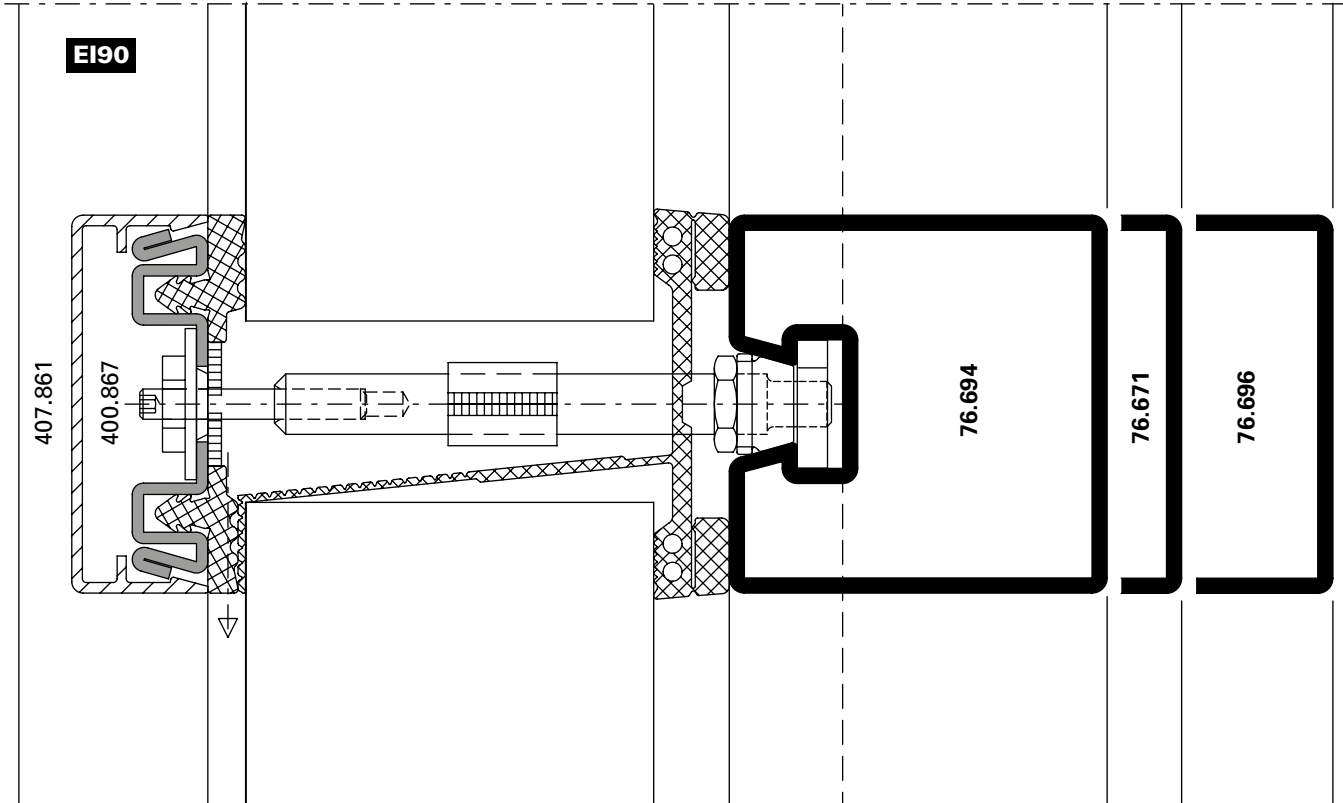
Detail of mullion



Riegel-Detail

Détail de la traverse

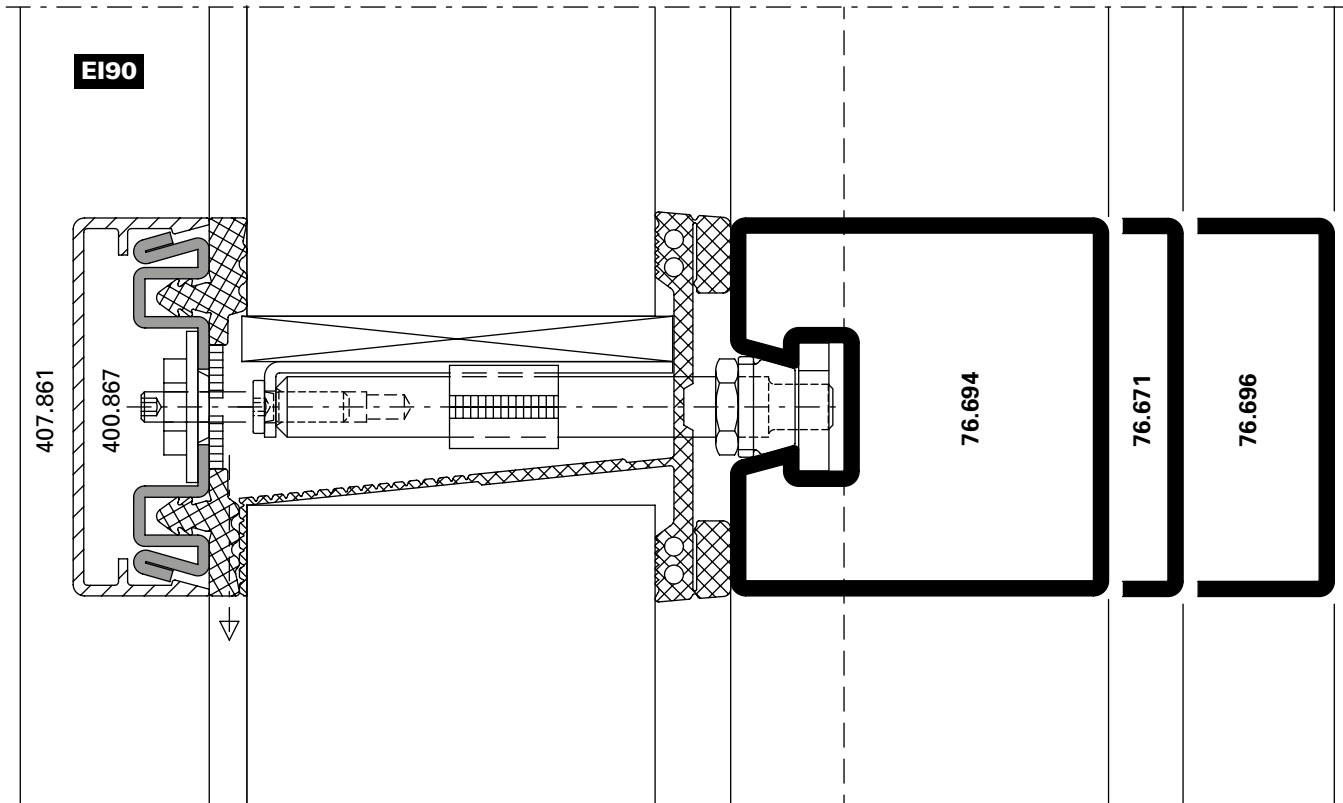
Detail of transom



D-403-C-008

DWG

DXF



D-403-C-009

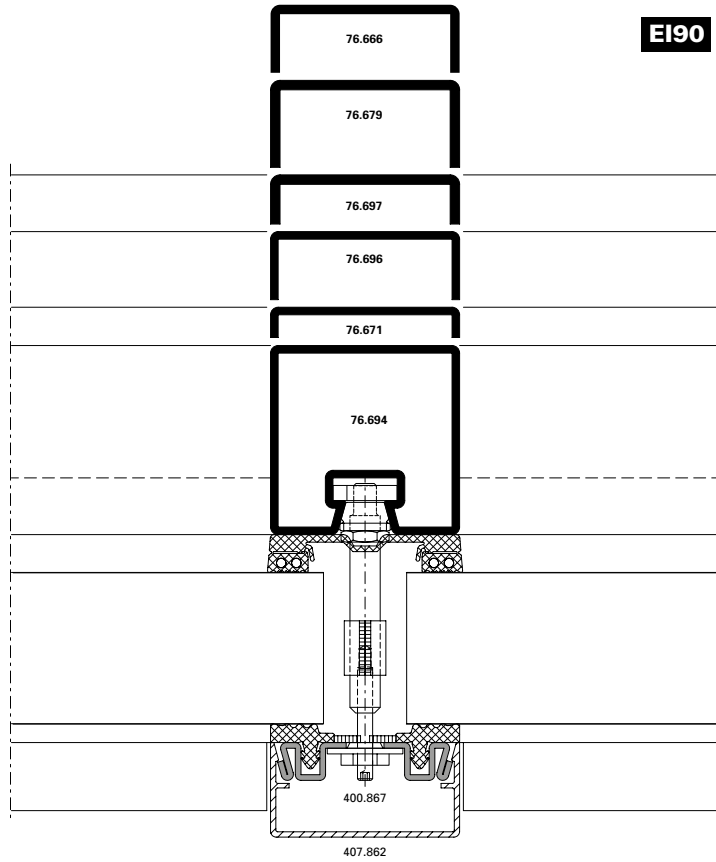
DWG

DXF

Pfosten-Detail

Détail du montant

Detail of mullion

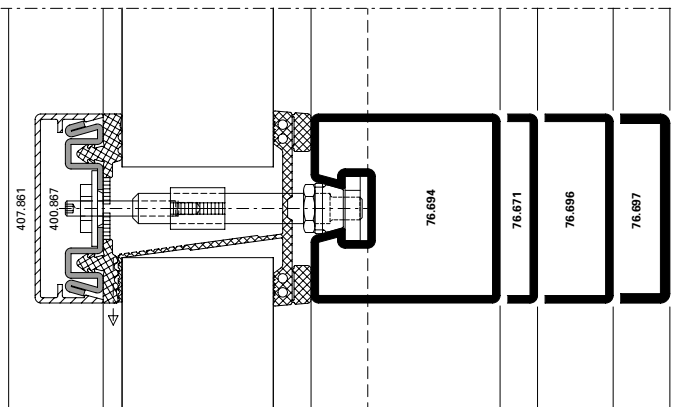


DXF **DWG** *D-403-C-016*

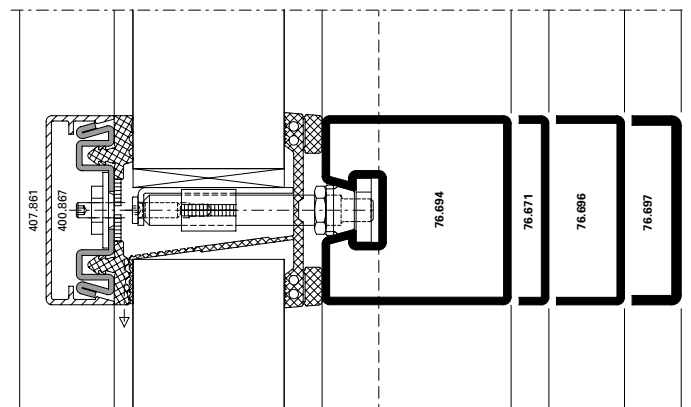
Riegel-Detail

Détail de la traverse

Detail of transom



EI90 **DXF** **DWG** *D-403-C-018*



DXF **DWG** *D-403-C-017*

Ausgeführte Objekte
Objets réalisés
Completed projects

VISS Fire TVS (vertikal)
VISS Fire TVS (vertical)
VISS Fire TVS (vertical)

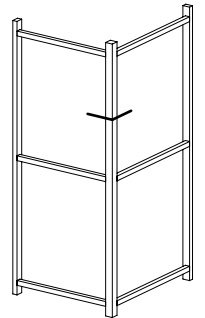
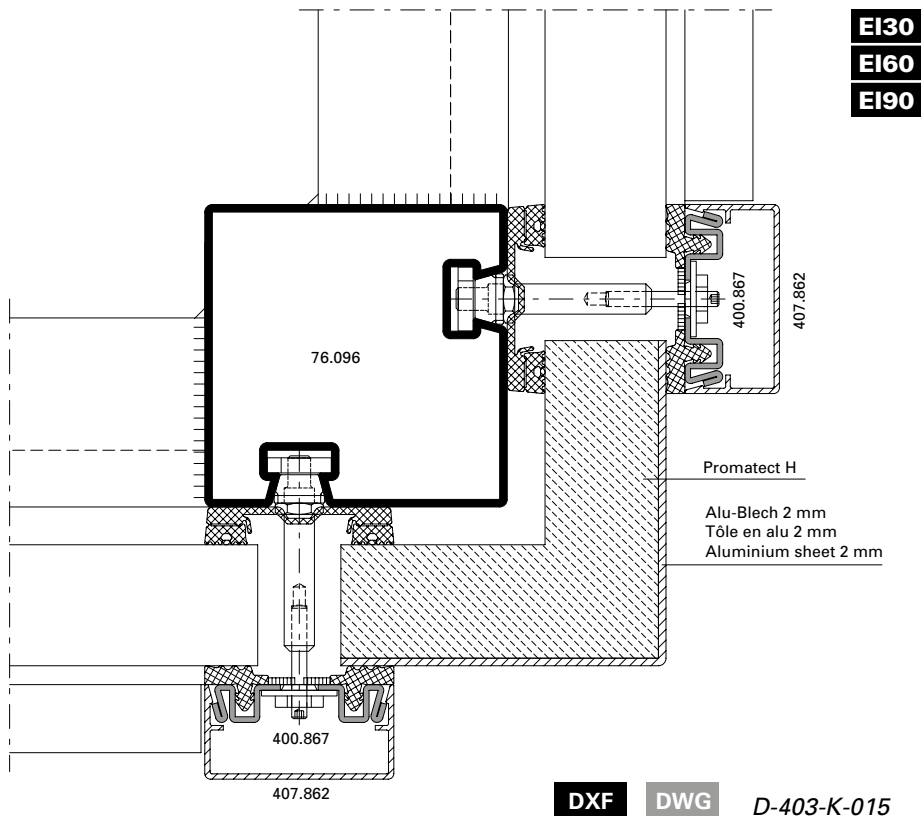
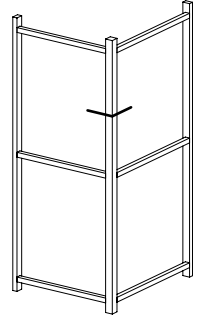
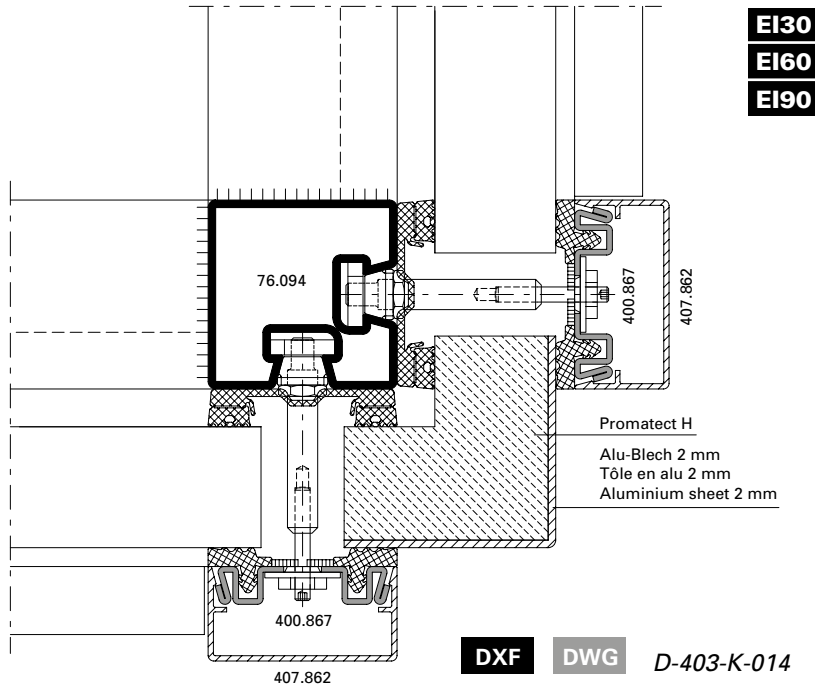
Bibliothek Universität, Posen/PL (Architekt: WPB, Tomasz Durniewicz, Posen/PL)



Eckausbildung 90°

Formation d'angle 90°

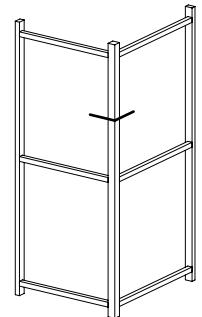
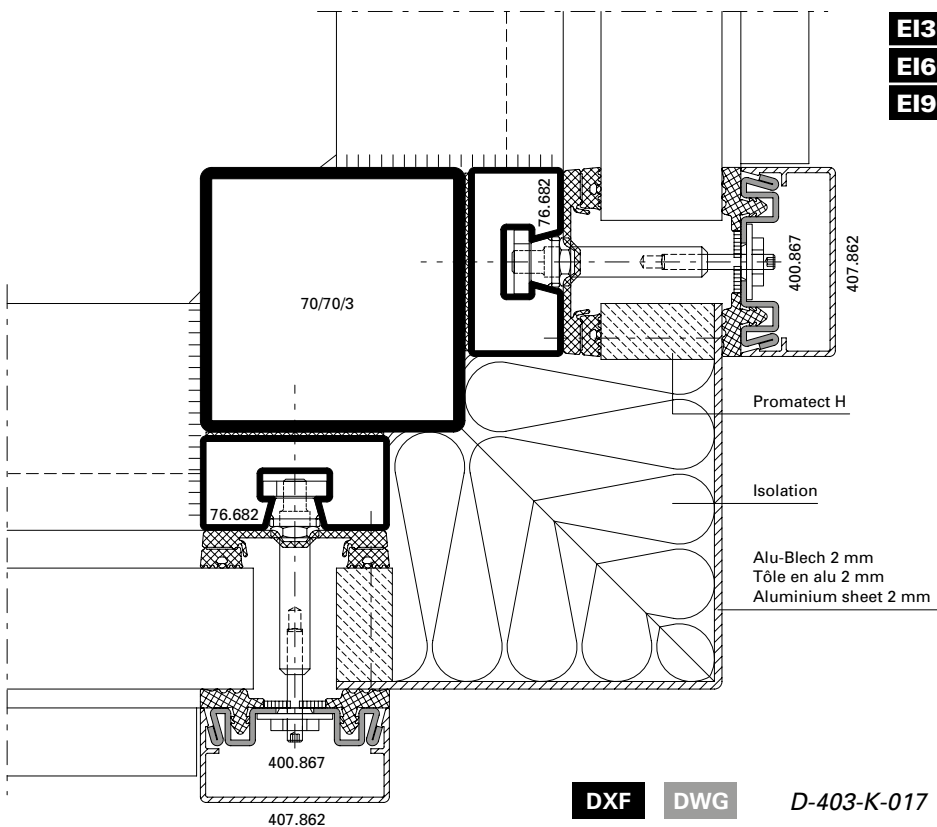
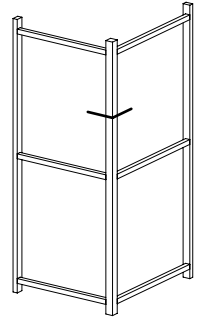
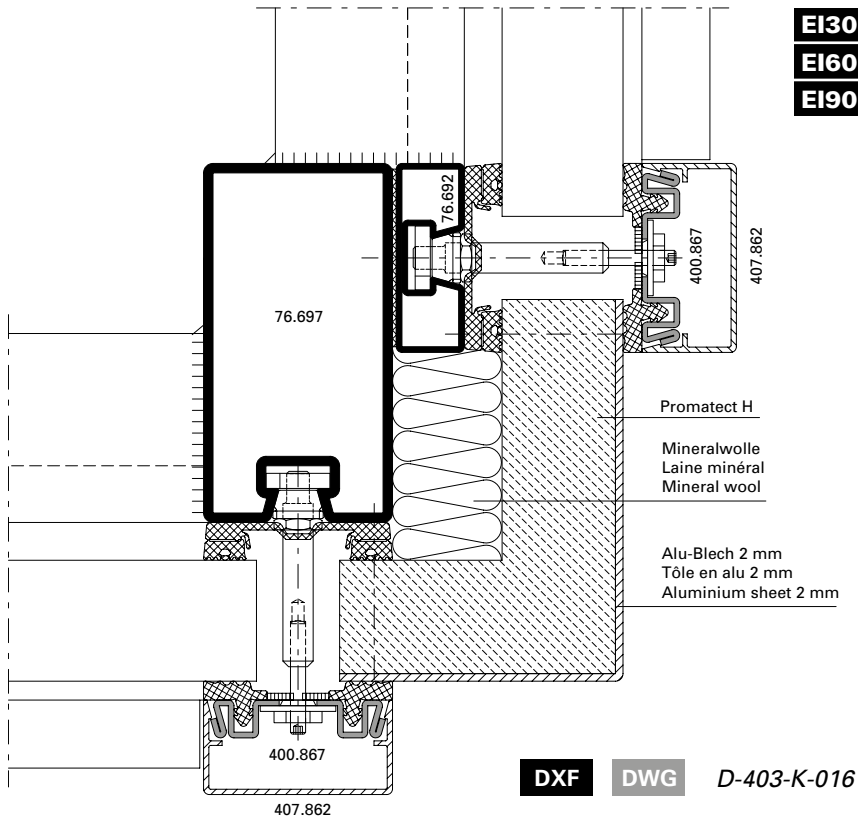
90° corner construction



Eckausbildung 90°

Formation d'angle 90°

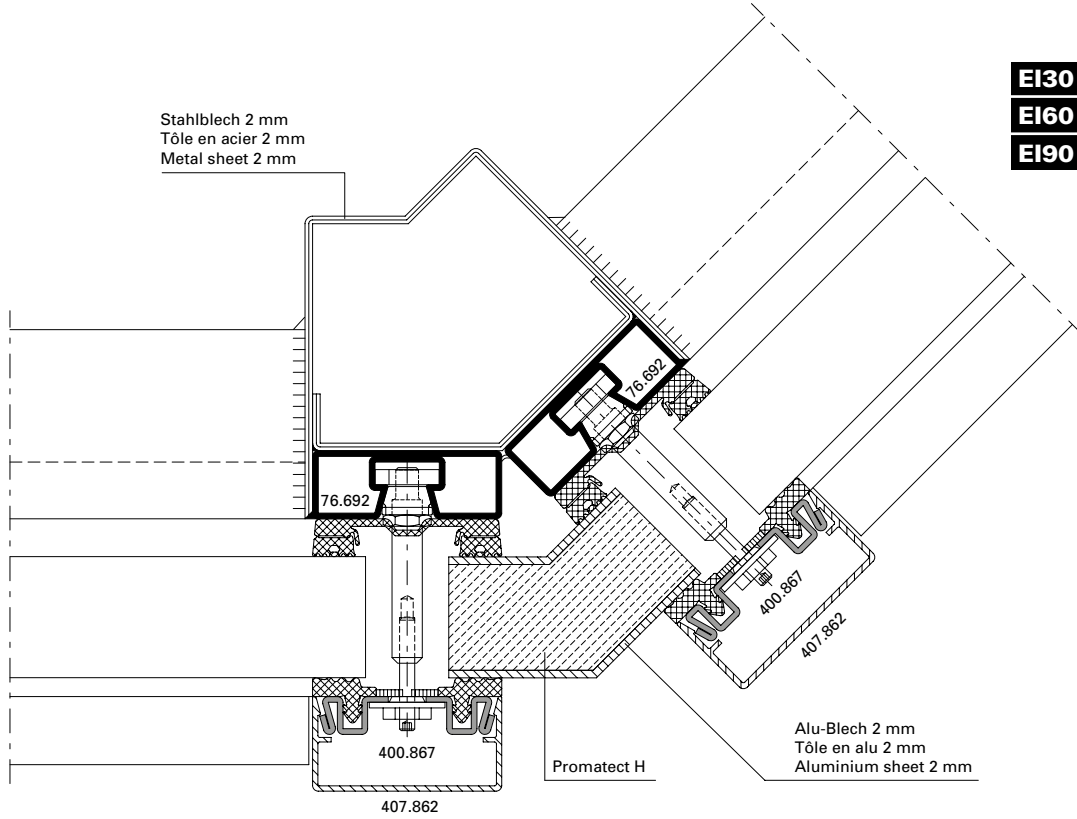
90° corner construction



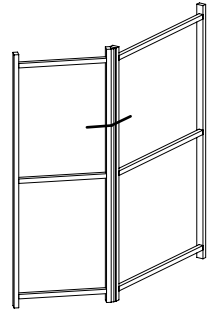
Aussenecke 135°

Angle extérieur 135°

Outer corner 135°

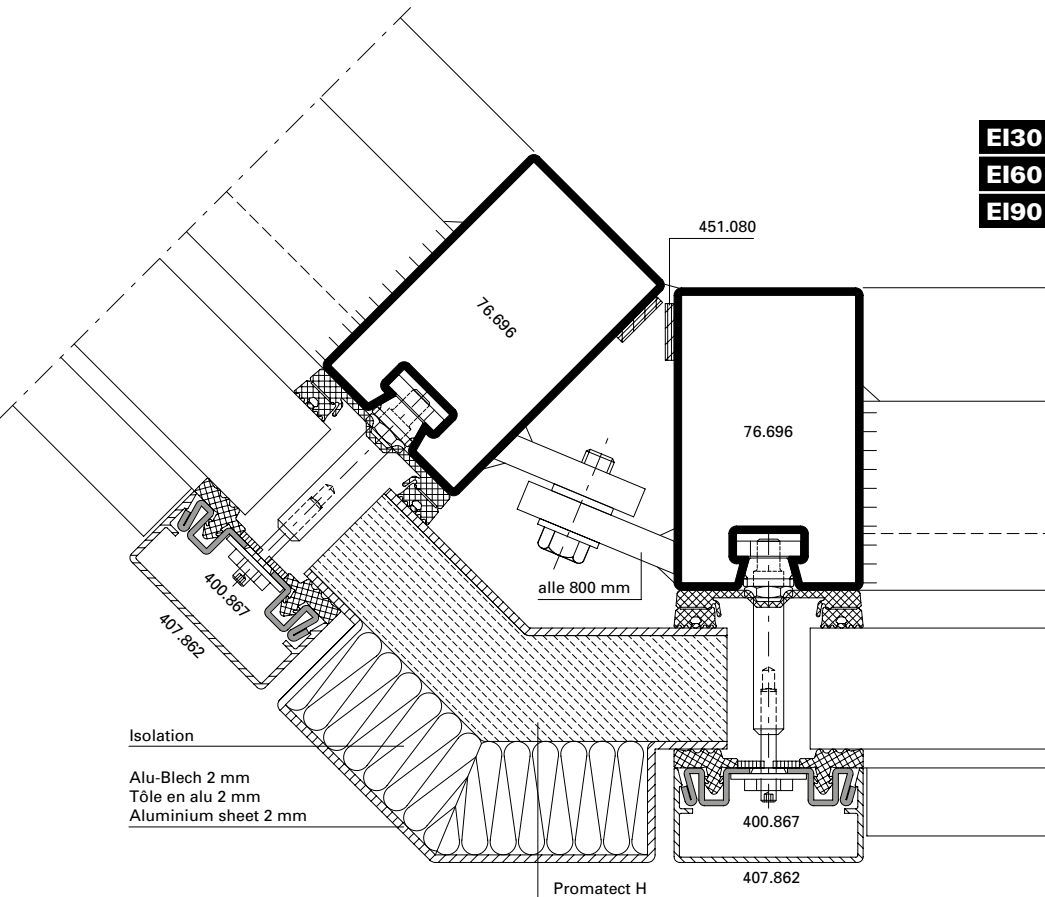


EI30
EI60
EI90

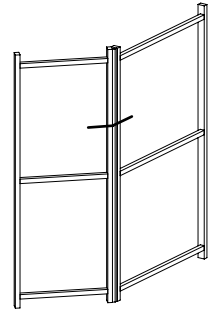


DXF **DWG**

D-403-K-008



EI30
EI60
EI90



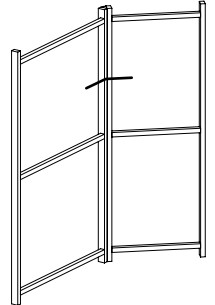
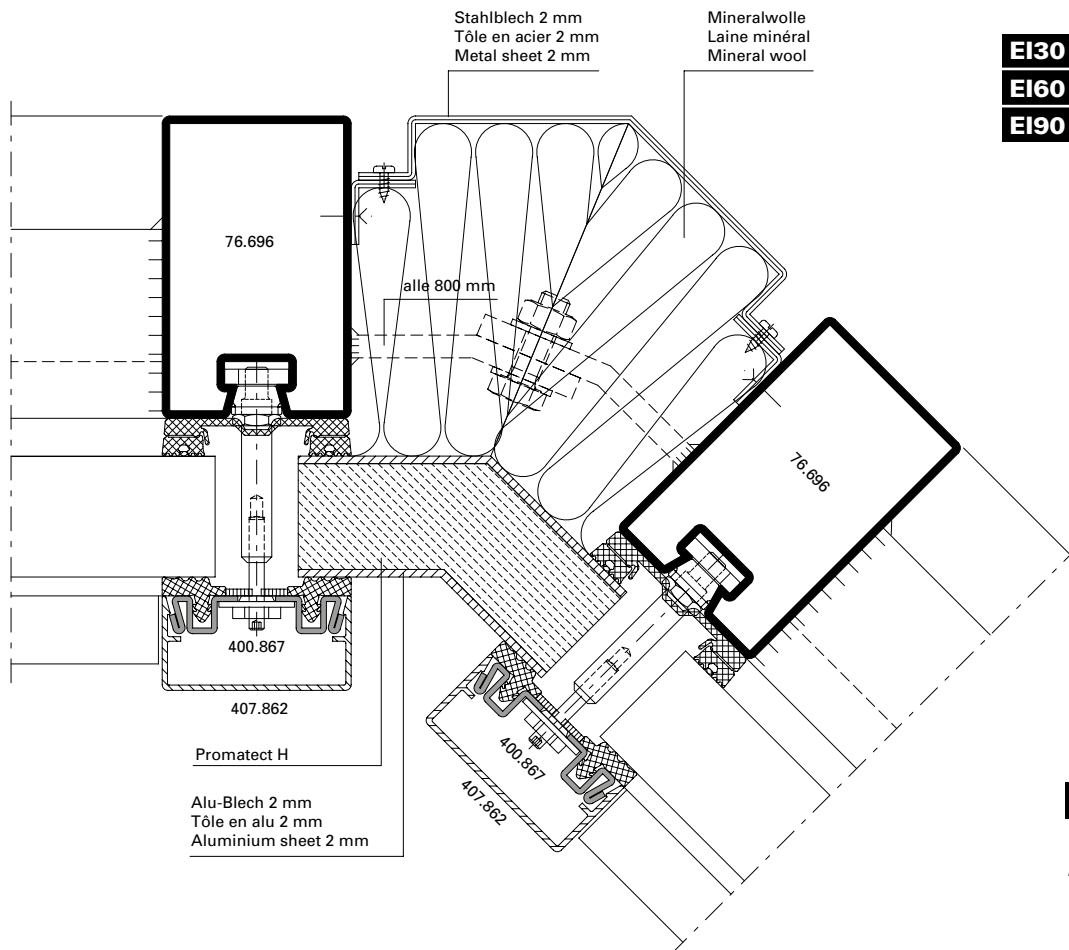
DXF **DWG**

D-403-K-005

Innenecke 135°

Angle intérieur 135°

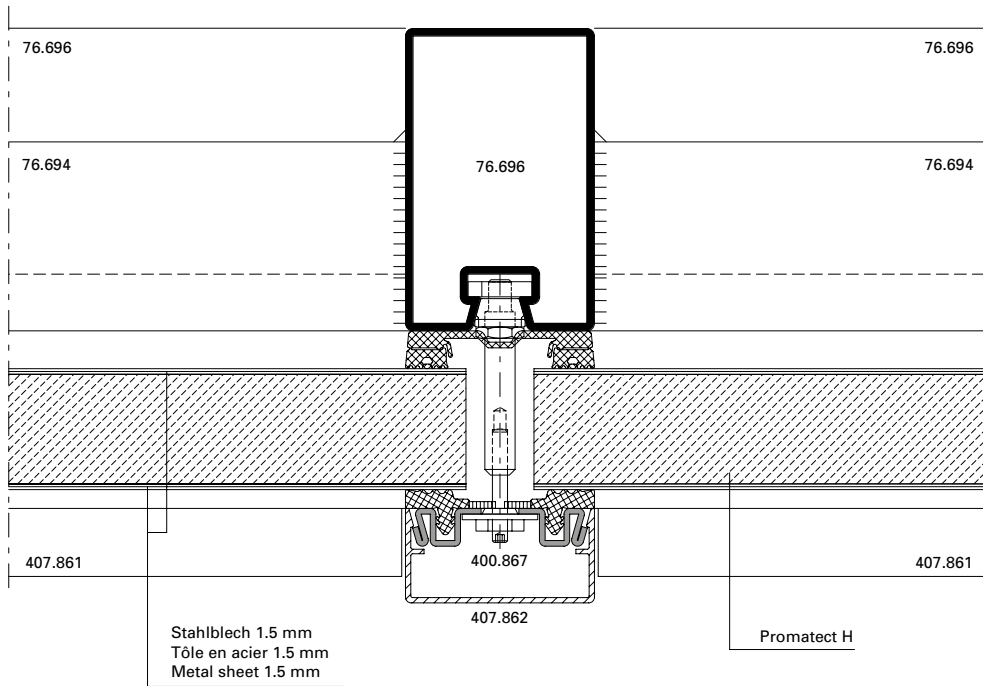
Inner corner 135°



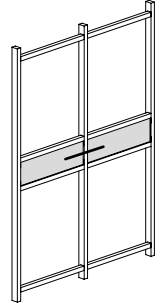
Panel-Ausbildungen

Agencements de panneau

Panel designs

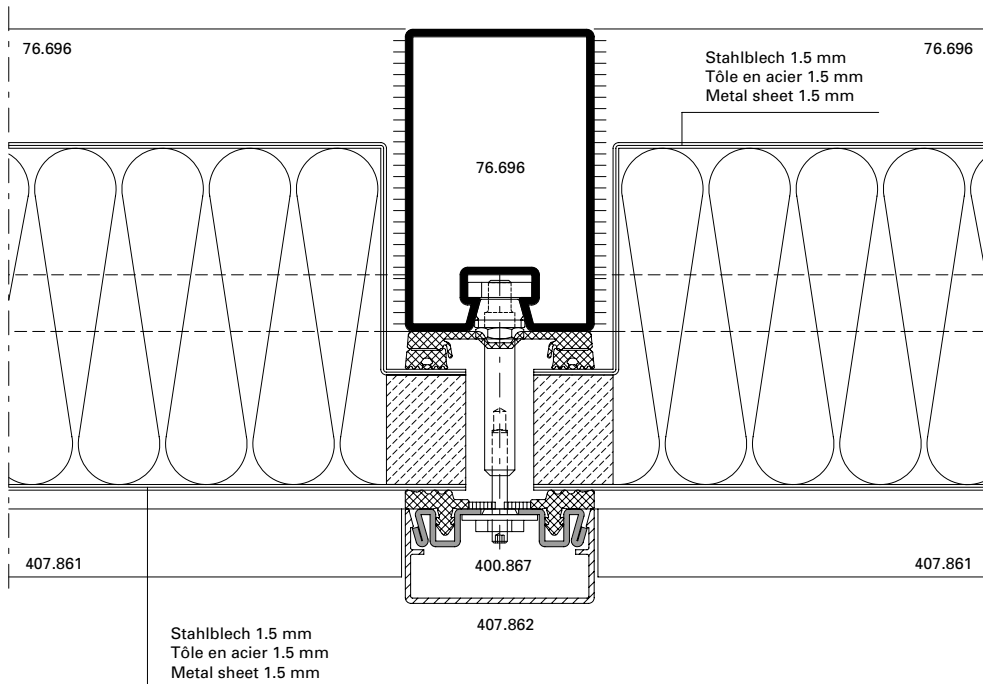


EI30
EI60
EI90

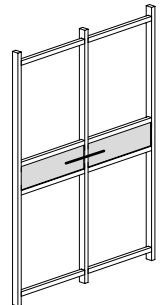


DXF **DWG**

D-403-K-001



EI30
EI60
EI90



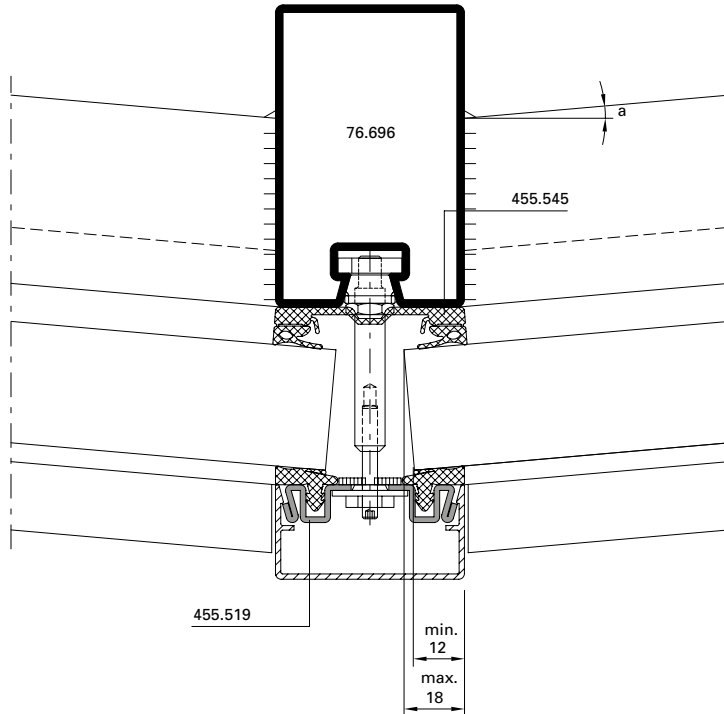
DXF **DWG**

D-403-K-002

Segment-Pfosten

Montant segment

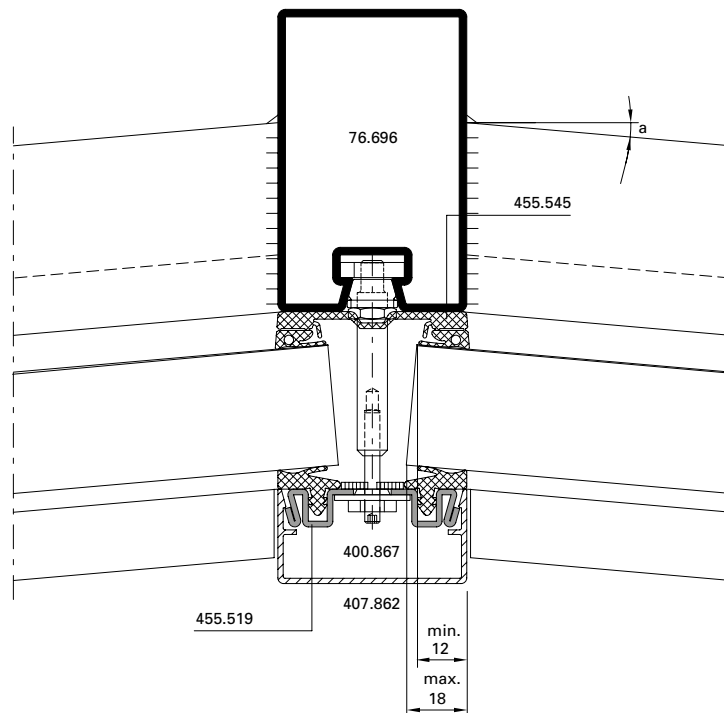
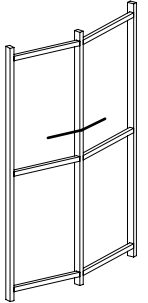
Segmented mullion



EI30
 EI60
 EI90

DXF DWG

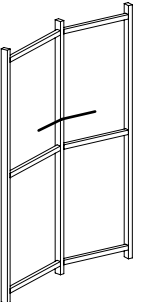
D-403-K-019



EI30
 EI60
 EI90

DXF DWG

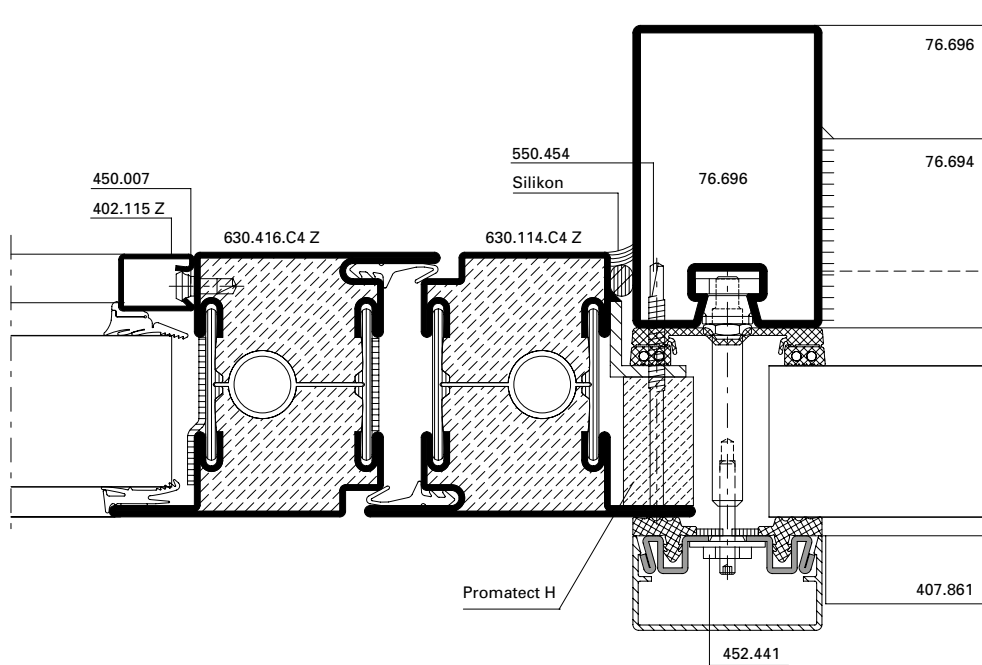
D-403-K-020



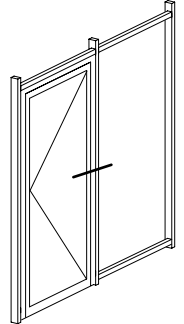
Einsatzelemente Türen

Éléments de remplissage portes

Infill elements doors



EI60
EI90



DXF

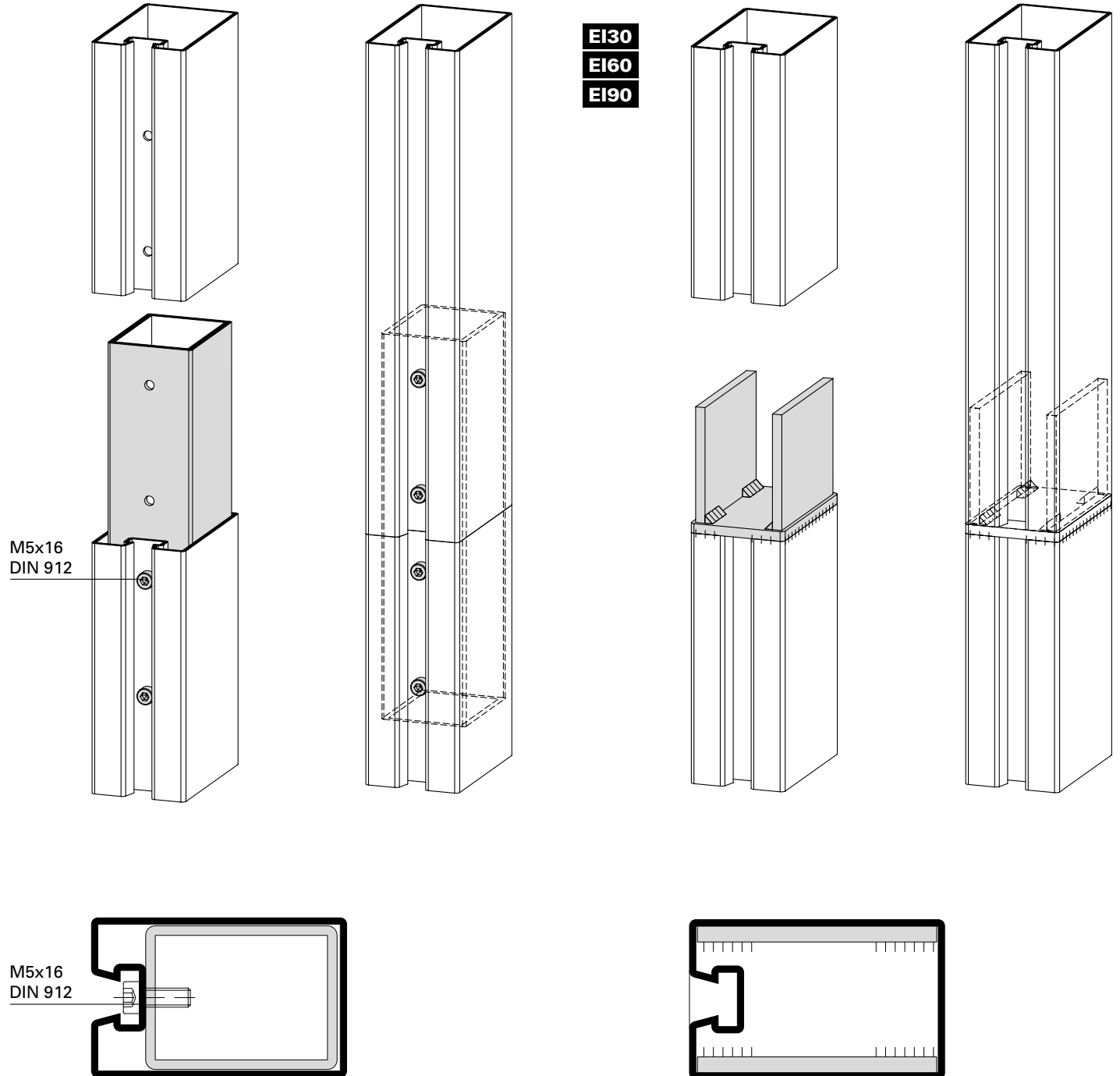
DWG

D-403-K-013

Pfostenstoss

Joint de montant

Mullion joint



Anschlüsse am Bau im Massstab 1:2
Raccordement au mur à l'échelle 1:2
Attachment to structure on scale 1:2

VISS Fire TVS (vertikal)
 VISS Fire TVS (vertical)
 VISS Fire TVS (vertical)

Stahlwinkel / Cornière en acier / Steel angle 40/40/4

Mineralwolle / Laine minérale / Mineral wool

Silikon

76.696

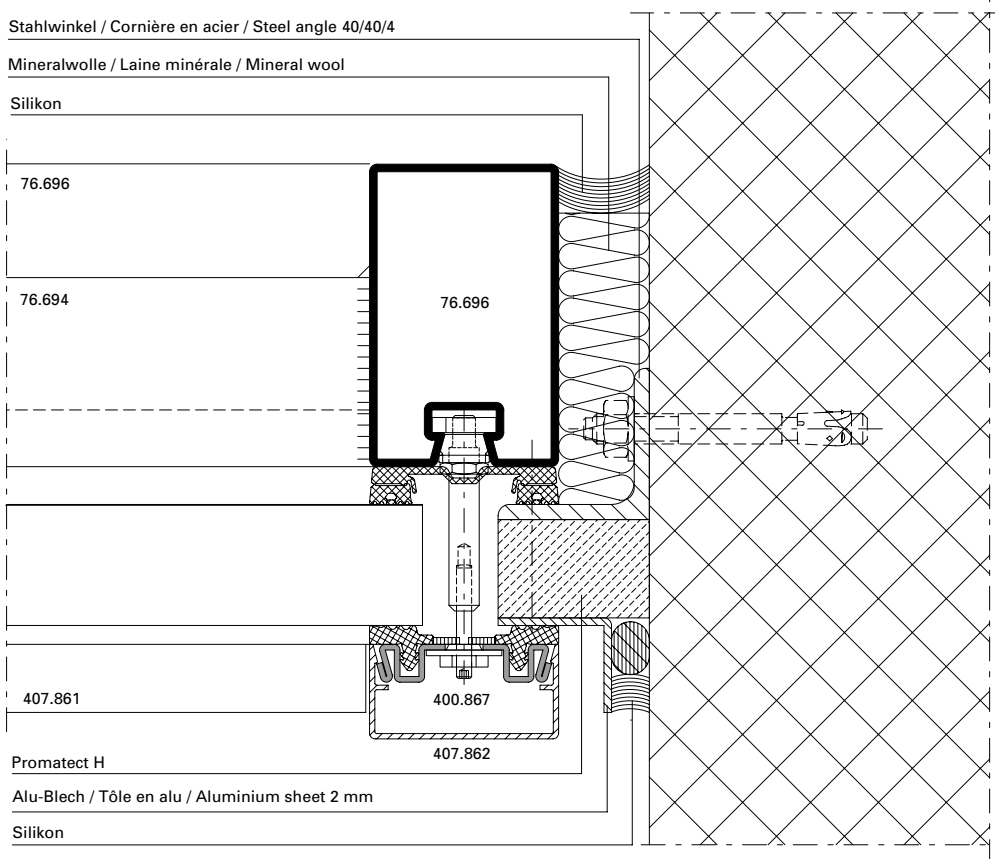
76.694

407.861

Promatect H

Alu-Blech / Tôle en alu / Aluminium sheet 2 mm

Silikon



EI30
EI60
EI90

DXF **DWG**

D-403-A-001

Stahlwinkel / Cornière en acier / Steel angle 100/40/3

Keramikfaserband
 Bande de fibre de céramique
 Ceramic fibre strip

Mineralwolle / Laine minérale / Mineral wool

Silikon

76.696

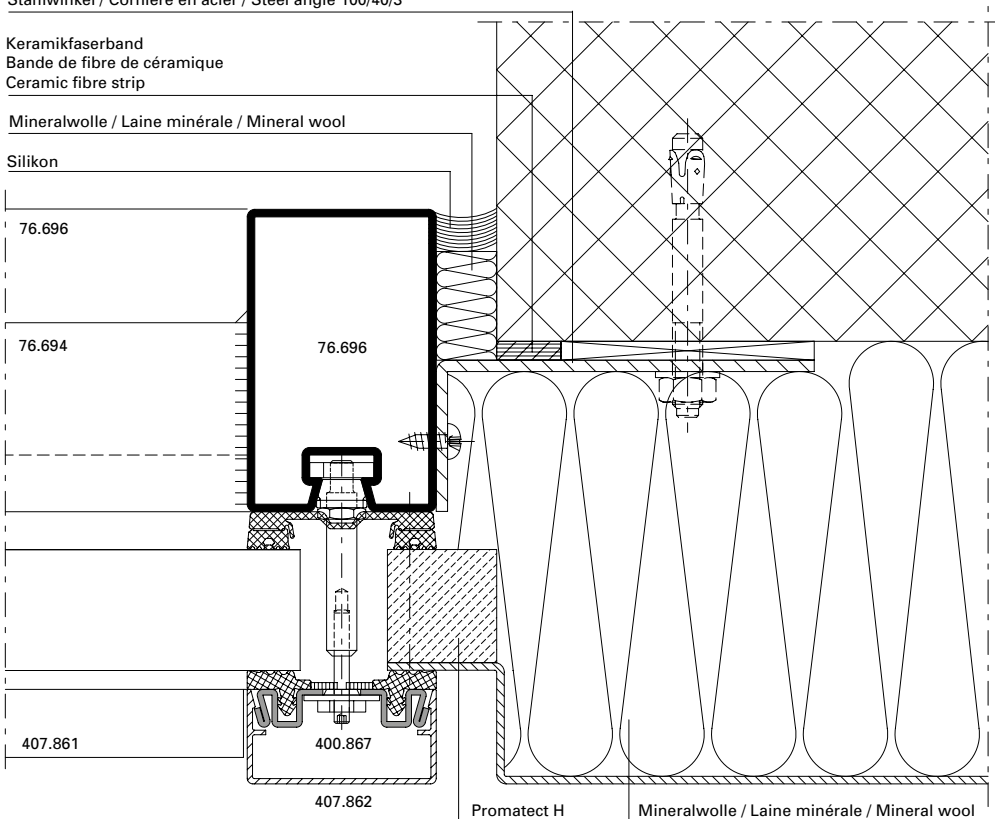
76.694

407.861

Promatect H

Alu-Blech / Tôle en alu / Aluminium sheet 2 mm

Silikon



EI30
EI60
EI90

DXF **DWG**

D-403-A-002

Anschlüsse am Bau im Masstab 1:2
Raccordement au mur à l'échelle 1:2
Attachment to structure on scale 1:2

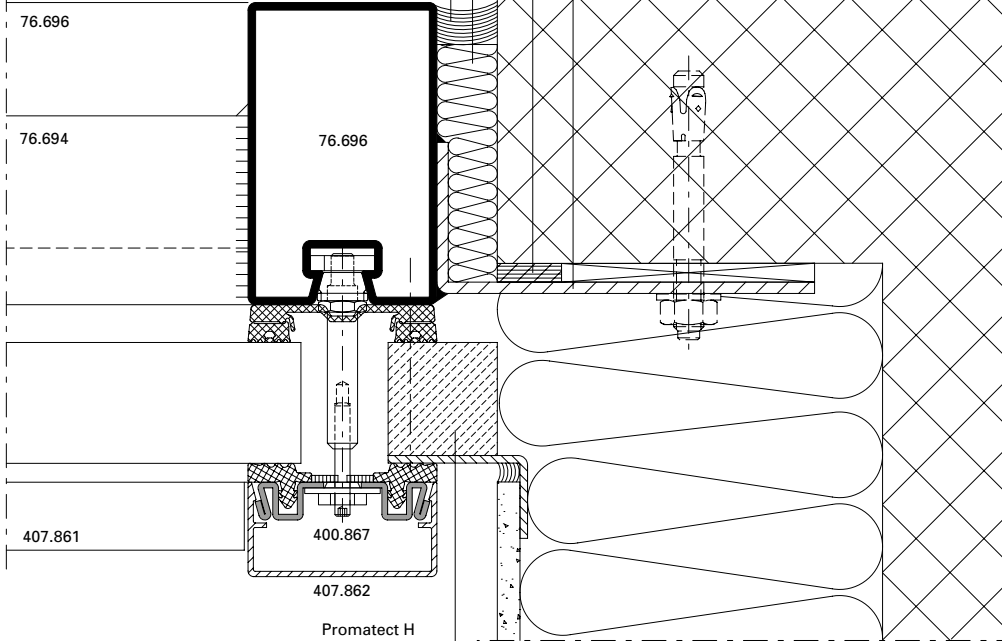
VISS Fire TVS (vertikal)
 VISS Fire TVS (vertical)
 VISS Fire TVS (vertical)

Stahlwinkel / Cornière en acier / Steel angle 100/40/3

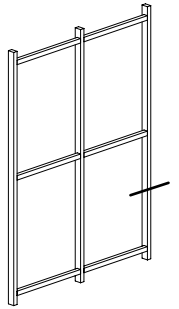
Keramikfaserband
 Bande de fibre de céramique
 Ceramic fibre strip

Mineralwolle / Laine minérale / Mineral wool

Silikon



EI30
EI60
EI90



DXF **DWG**

D-403-A-003

Stahlwinkel > 2 mm
 Cornière en acier > 2 mm
 Steel angle > 2 mm

Keramikfaserband
 Bande de fibre de céramique
 Ceramic fibre strip

76.696

76.694

407.860

400.867

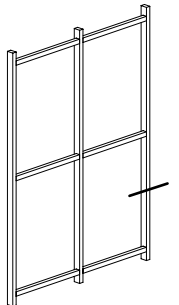
407.861

Mineralwolle
 Laine minérale
 Mineral wool

Promatect H

Alu-Blech 2 mm
 Tôle en alu 2 mm
 Aluminium sheet 2 mm

EI30
EI60
EI90



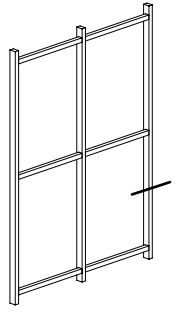
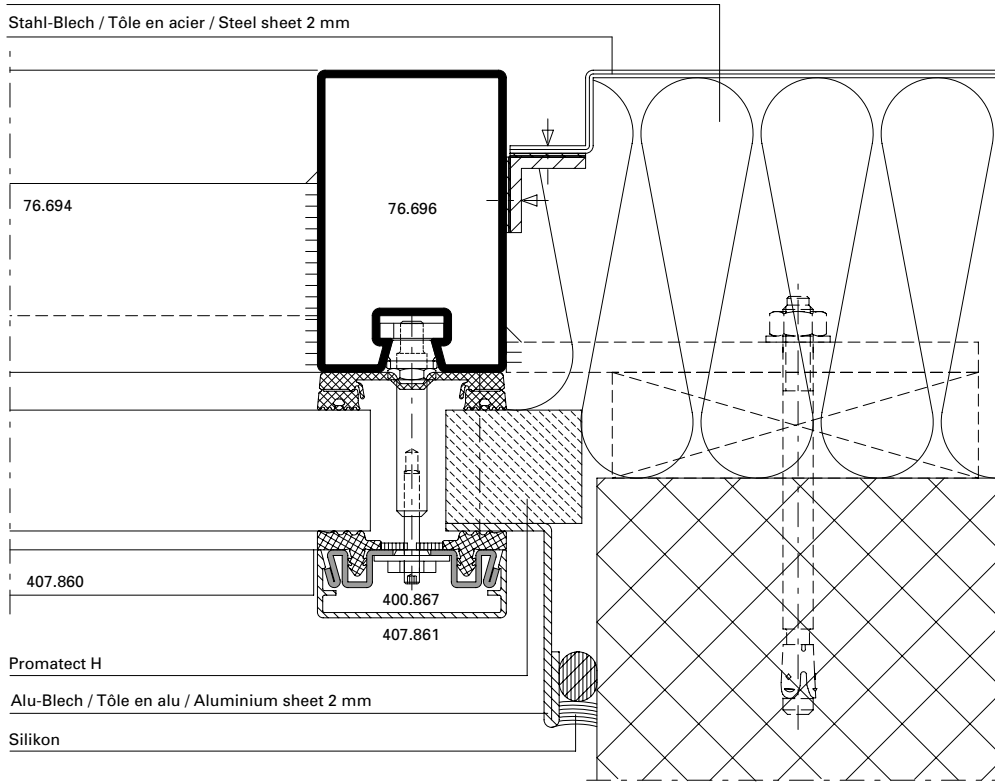
DXF **DWG**

D-403-A-004

Anschlüsse am Bau im Massstab 1:2
Raccordement au mur à l'échelle 1:2
Attachment to structure on scale 1:2

VISS Fire TVS (vertikal)
 VISS Fire TVS (vertical)
 VISS Fire TVS (vertical)

Mineralwolle / Laine minérale / Mineral wool
 Stahl-Blech / Tôle en acier / Steel sheet 2 mm



EI30
EI60
EI90

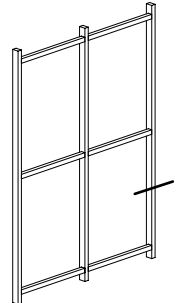
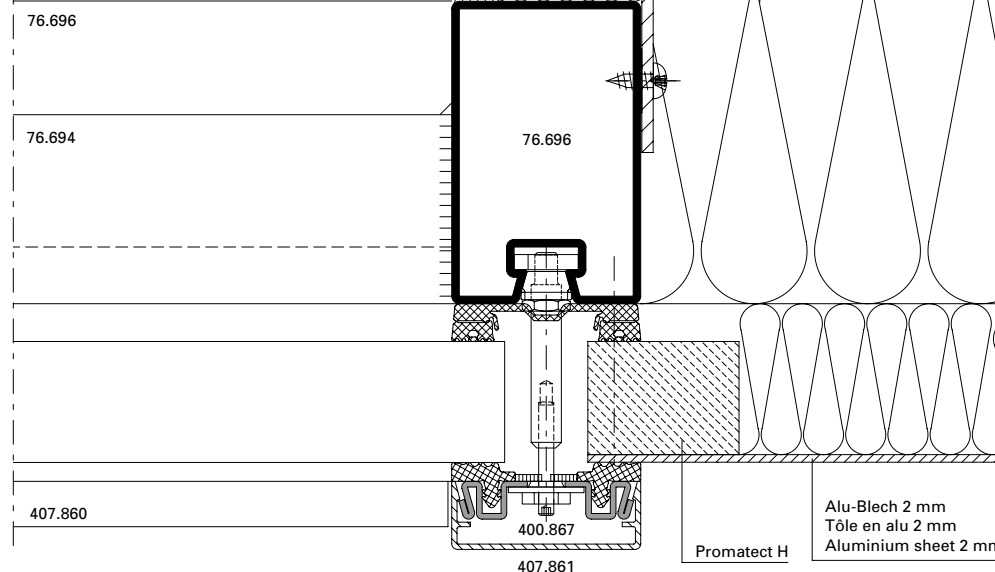
DXF **DWG**

D-403-A-005

Mineralwolle / Laine minérale / Mineral wool

Stahlwinkel / Cornière en acier / Steel angle 60/60/3

Silikon



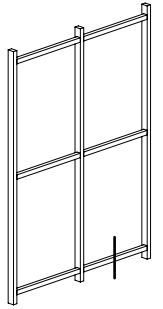
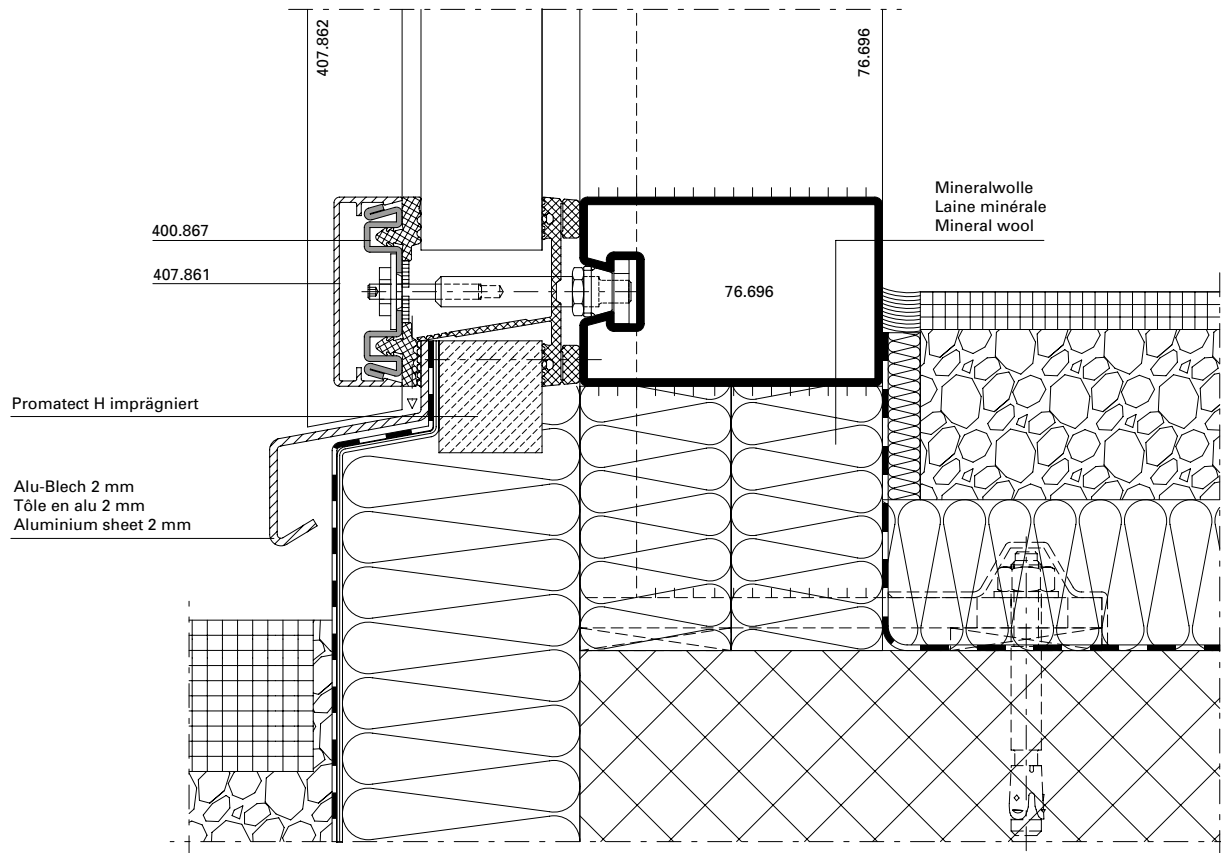
EI30
EI60
EI90

DXF **DWG**

D-403-A-006

Anschlüsse am Bau im Masstab 1:2
Raccordement au mur à l'échelle 1:2
Attachment to structure on scale 1:2

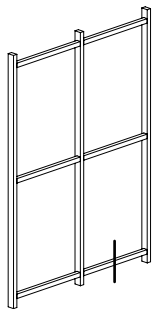
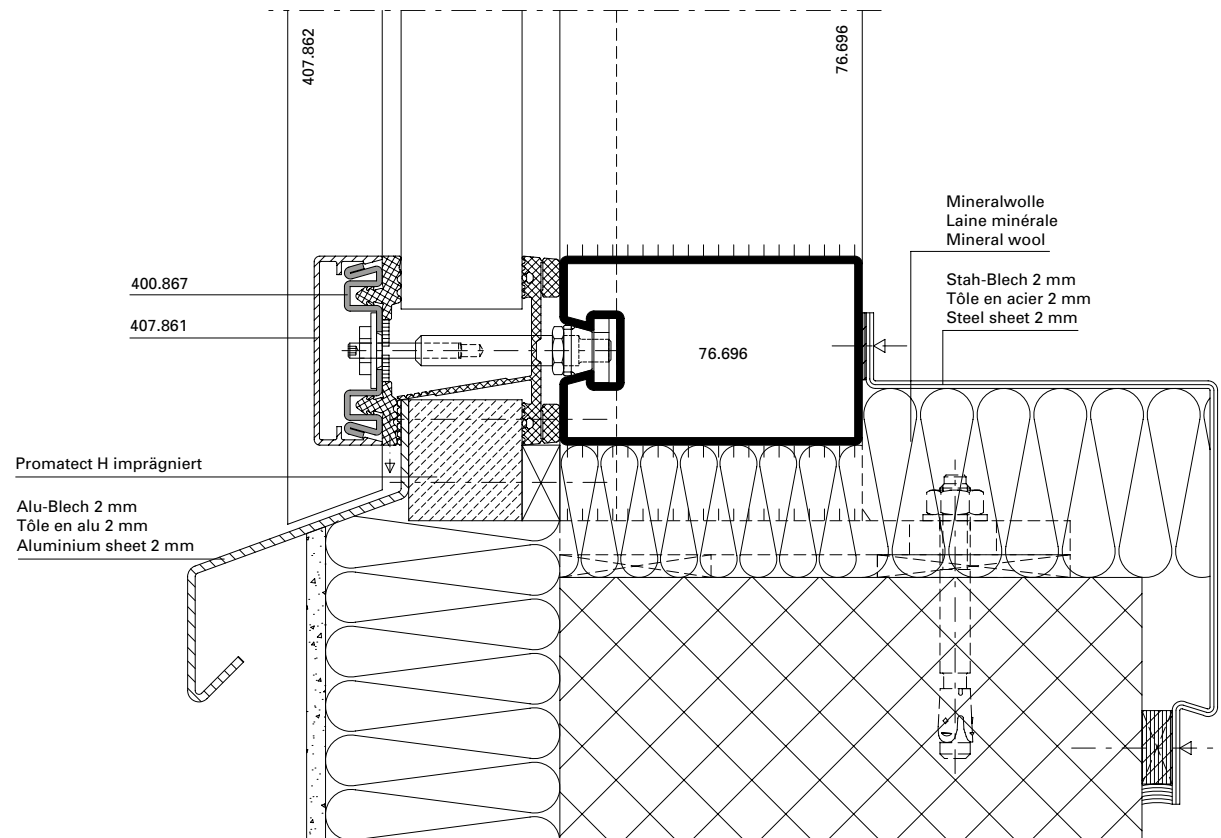
VISS Fire TVS (vertikal)
 VISS Fire TVS (vertical)
 VISS Fire TVS (vertical)



EI30
EI60
EI90

DXF **DWG**

D-403-A-007



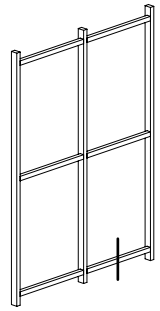
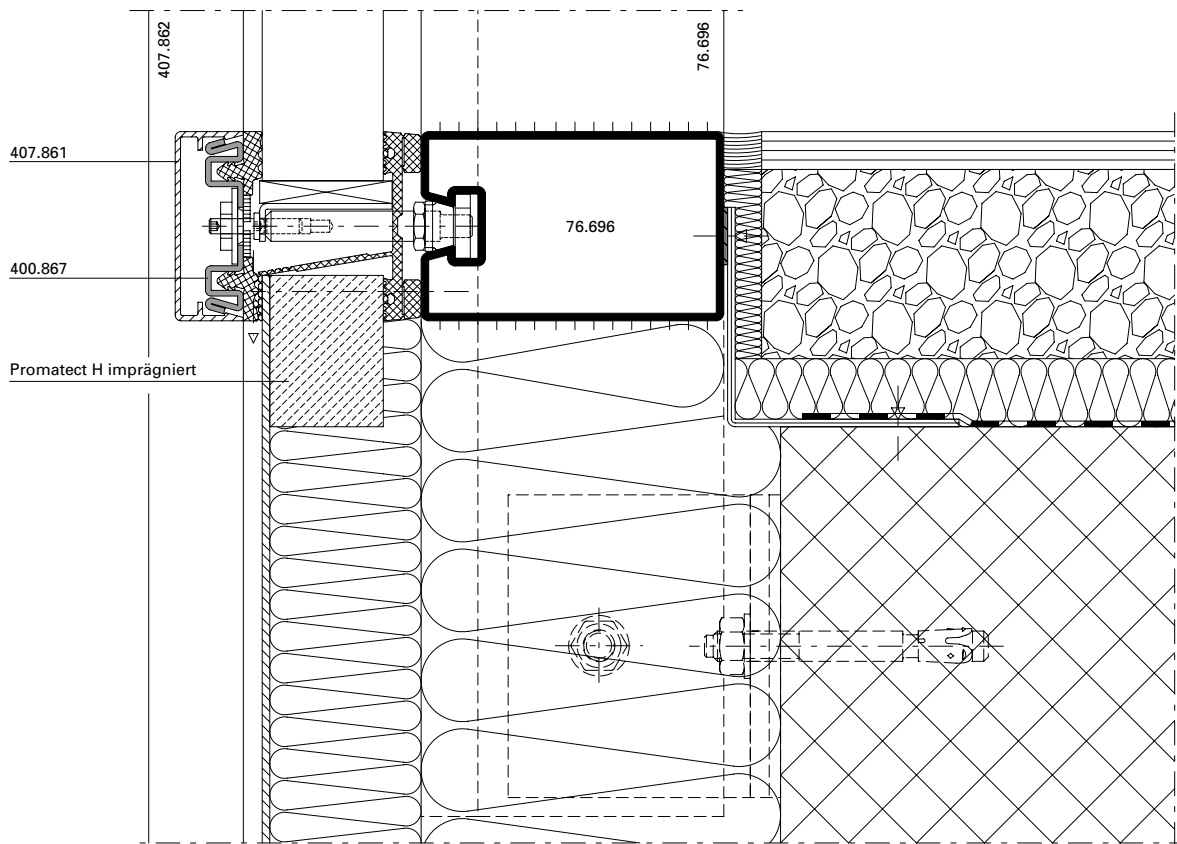
EI30
EI60
EI90

DXF **DWG**

D-403-A-008

Anschlüsse am Bau im Masstab 1:2
Raccordement au mur à l'échelle 1:2
Attachment to structure on scale 1:2

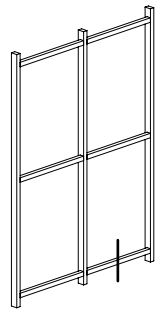
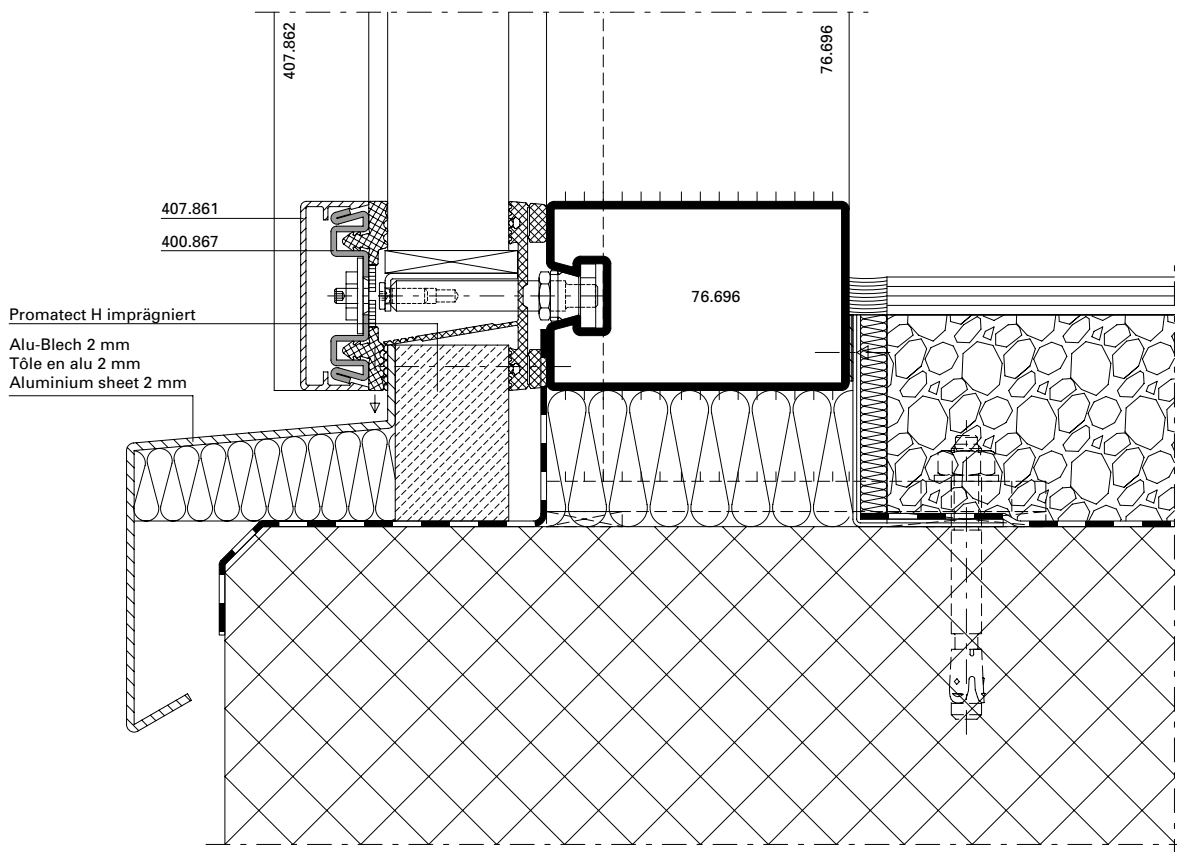
VISS Fire TVS (vertikal)
 VISS Fire TVS (vertical)
 VISS Fire TVS (vertical)



EI30
EI60
EI90

DXF **DWG**

D-403-A-009



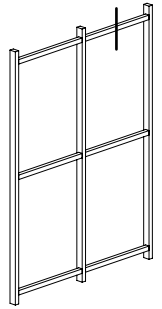
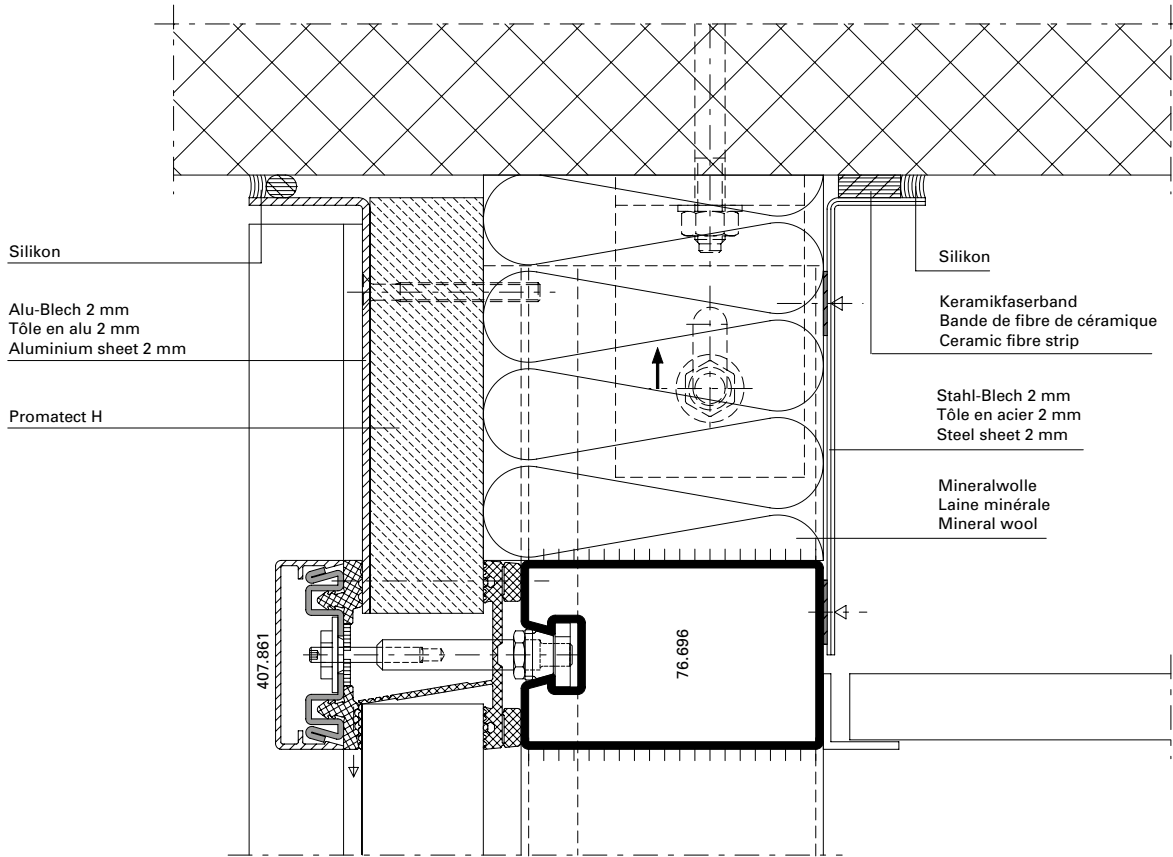
EI30
EI60
EI90

DXF **DWG**

D-403-A-010

Anschlüsse am Bau im Masstab 1:2
 Raccordement au mur à l'échelle 1:2
 Attachment to structure on scale 1:2

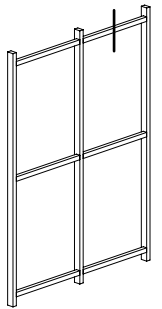
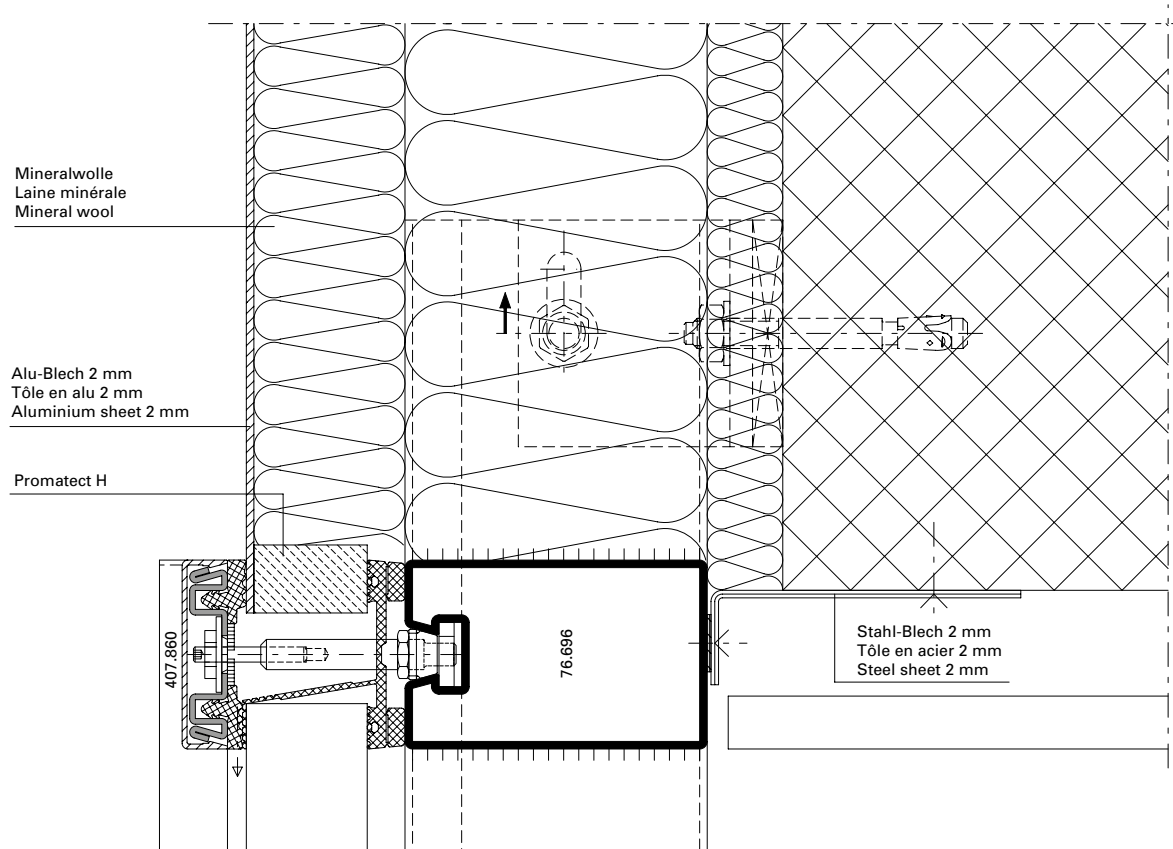
VISS Fire TVS (vertikal)
 VISS Fire TVS (vertical)
 VISS Fire TVS (vertical)



EI30
 EI60
 EI90

DXF DWG

D-403-A-011



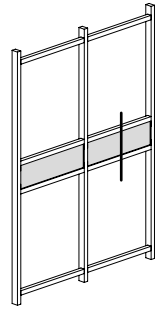
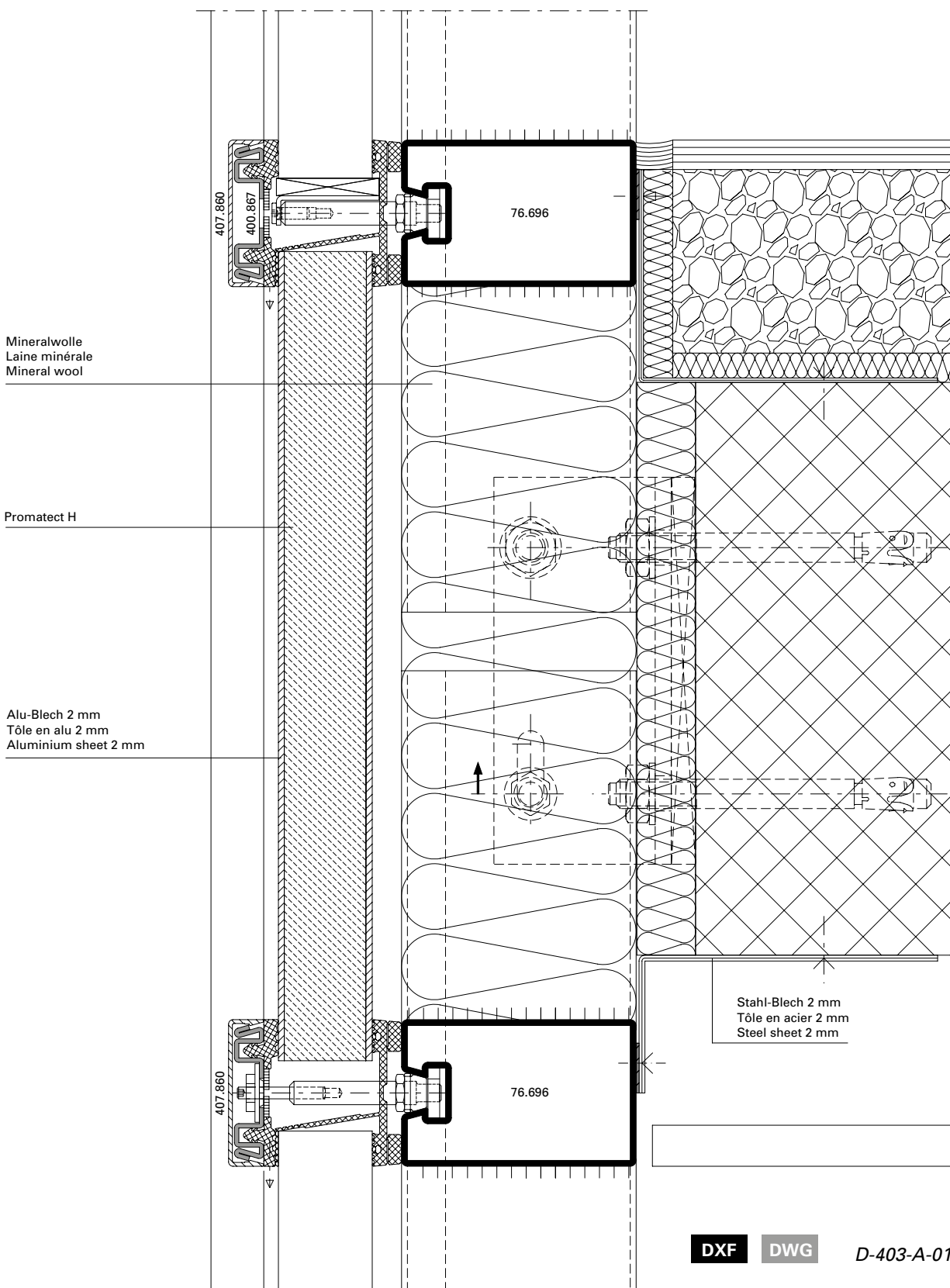
EI30
 EI60
 EI90

DXF DWG

D-403-A-012

Anschlüsse am Bau im Masstab 1:2
 Raccordement au mur à l'échelle 1:2
 Attachment to structure on scale 1:2

VISS Fire TVS (vertikal)
 VISS Fire TVS (vertical)
 VISS Fire TVS (vertical)



EI30
 EI60
 EI90

Mineralwolle
 Laine minérale
 Mineral wool

Promatect H

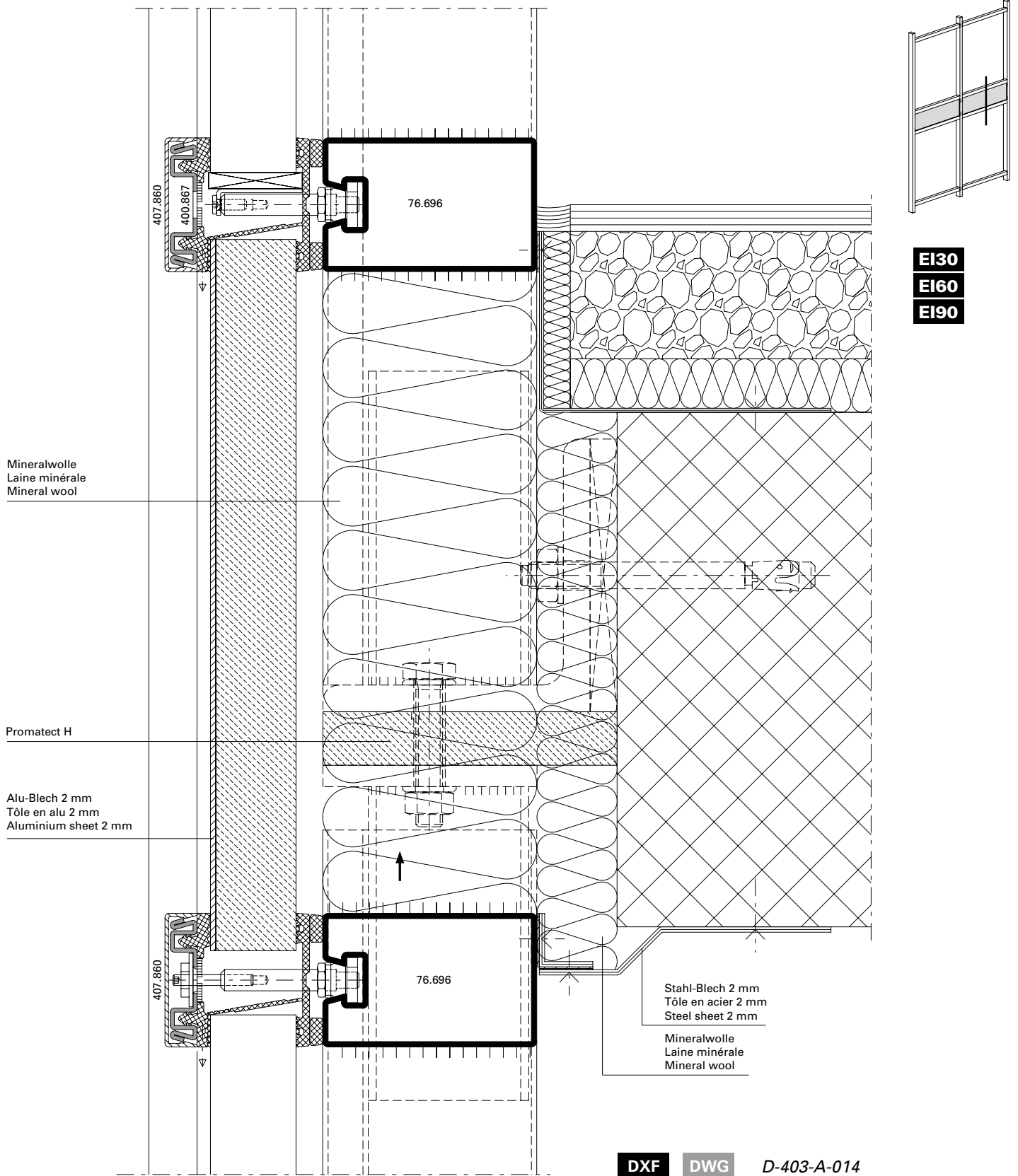
Alu-Blech 2 mm
 Tôle en alu 2 mm
 Aluminium sheet 2 mm

Stahl-Blech 2 mm
 Tôle en acier 2 mm
 Steel sheet 2 mm

DXF DWG D-403-A-013

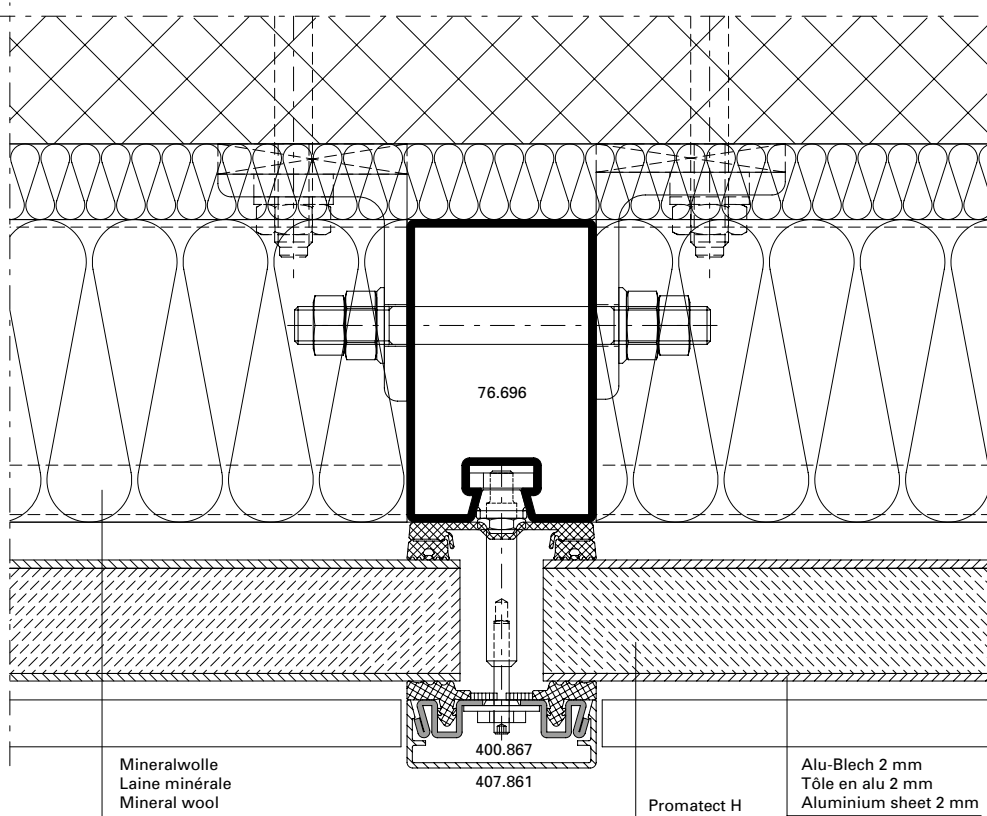
Anschlüsse am Bau im Masstab 1:2
 Raccordement au mur à l'échelle 1:2
 Attachment to structure on scale 1:2

VISS Fire TVS (vertikal)
 VISS Fire TVS (vertical)
 VISS Fire TVS (vertical)

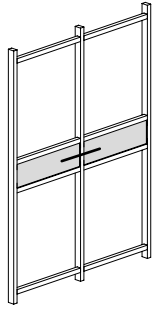


Anschlüsse am Bau im Massstab 1:2
Raccordement au mur à l'échelle 1:2
Attachment to structure on scale 1:2

VISS Fire TVS (vertikal)
 VISS Fire TVS (vertical)
 VISS Fire TVS (vertical)

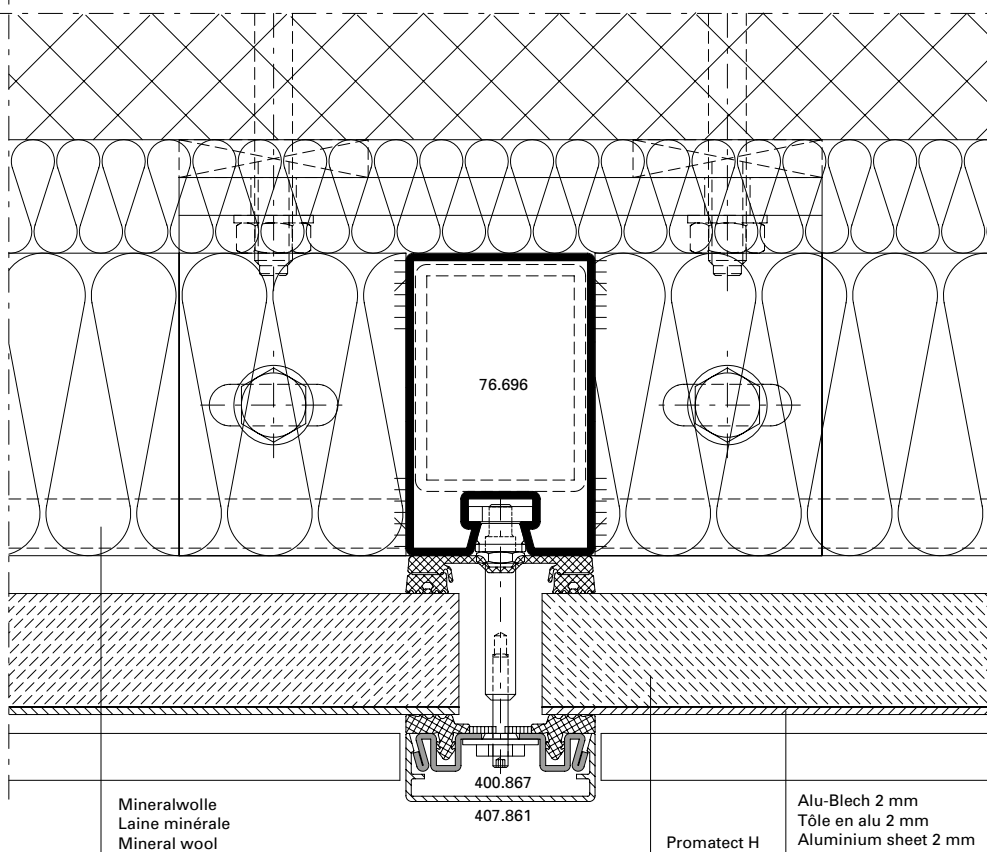


EI30
EI60
EI90

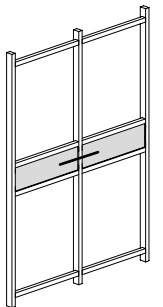


DXF DWG

D-403-A-015



EI30
EI60
EI90

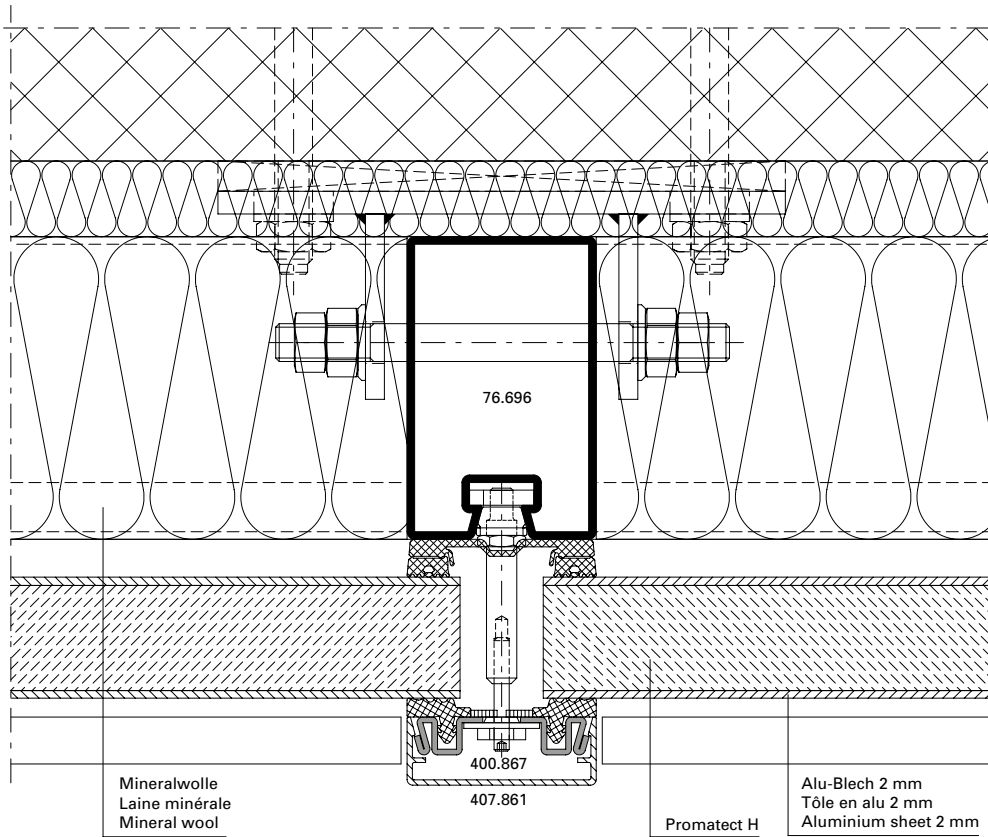


DXF DWG

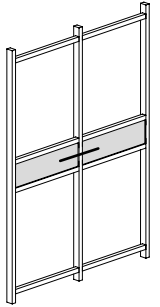
D-403-A-016

Anschlüsse am Bau im Masstab 1:2
 Raccordement au mur à l'échelle 1:2
 Attachment to structure on scale 1:2

VISS Fire TVS (vertikal)
 VISS Fire TVS (vertical)
 VISS Fire TVS (vertical)

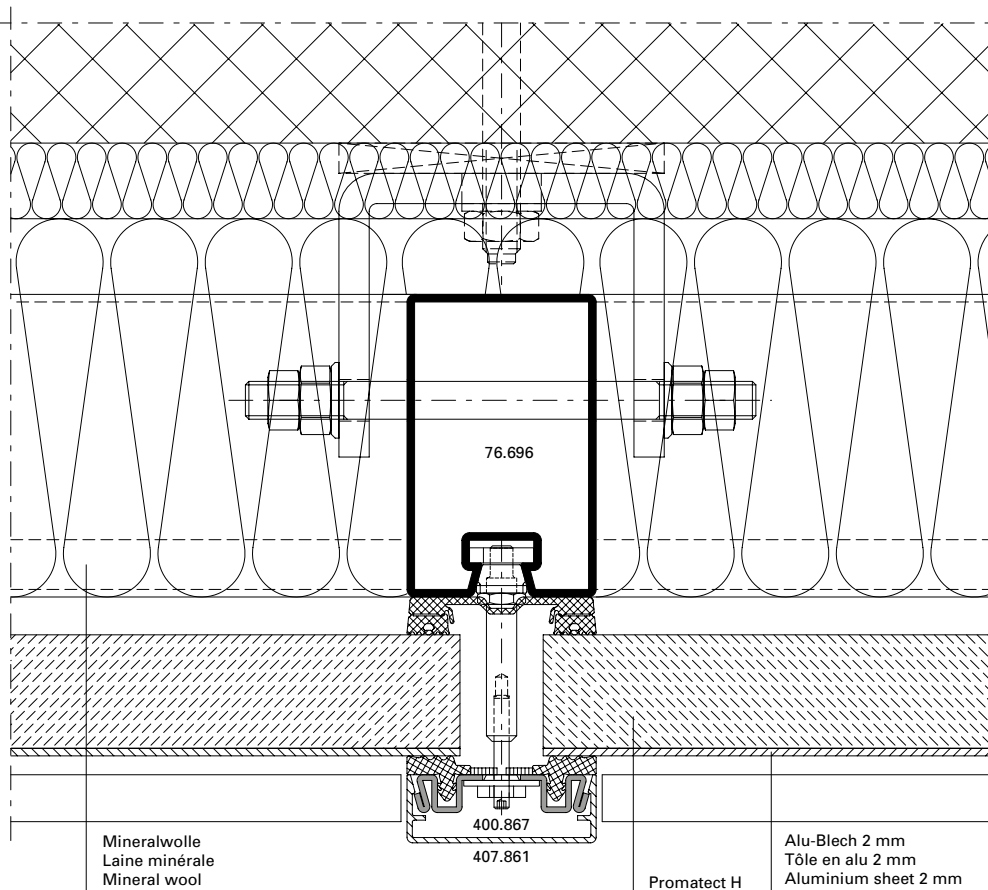


EI30
 EI60
 EI90

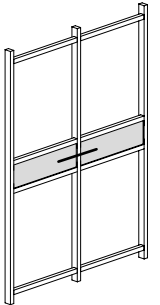


DXF DWG

D-403-A-017



EI30
 EI60
 EI90



DXF DWG

D-403-A-018

Ausgeführte Objekte
Objets réalisés
Completed projects

VISS Fire TVS (vertikal)
VISS Fire TVS (vertical)
VISS Fire TVS (vertical)

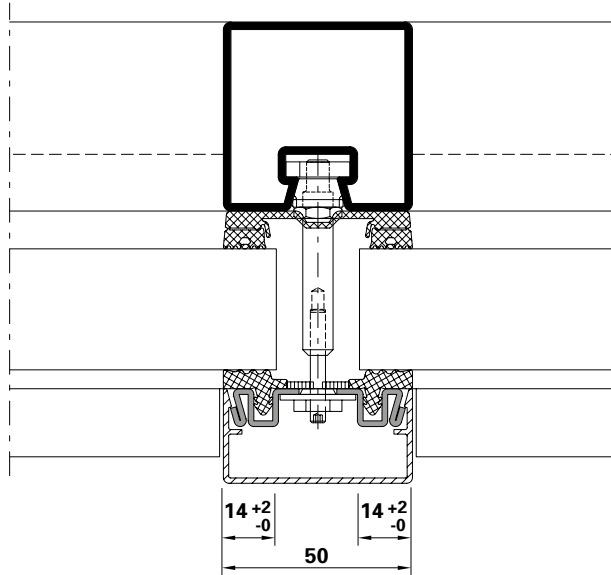
Vredespaleis (Friedenspalast), Den Haag/NL (Architekt: Michael Wilford, Stuttgart/D)



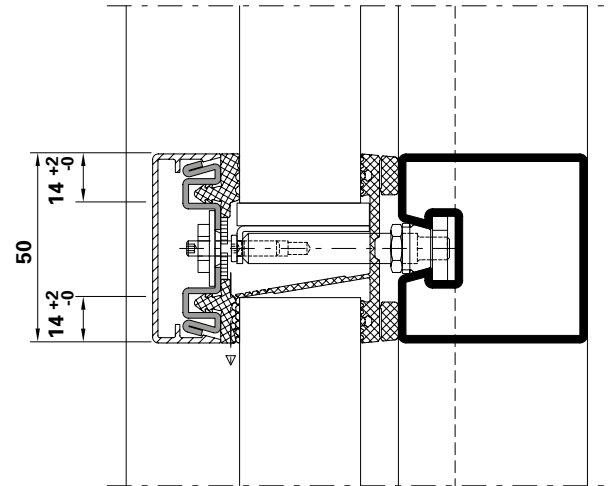
Glaseinstand

Prise en feuillure

Glass edge cover



EI30
EI60
EI90



Die landesspezifischen
Brandschutz-Zulassungen bzw.
deren Bestimmungen und
Vorschriften sind zu beachten.

Les certificats de protection
incendie spécifiques au pays,
leurs dispositions et leurs
prescriptions doivent être respectés.

Fire-protection approvals or
applicable national regulations
and determinations must be
observed.

Verarbeitungs-Hinweise
Indications d'usinage
Assembly instructions

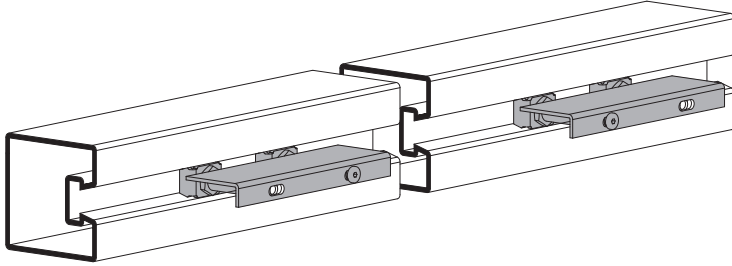
VISS Fire TVS (vertikal)
VISS Fire TVS (vertical)
VISS Fire TVS (vertical)

**Füllelementgewichte/
Glasauflagen**

**Poids éléments du remplissage/
Supports de verre**

**Weight of infill element/
Glazing supports**

< 180 kg



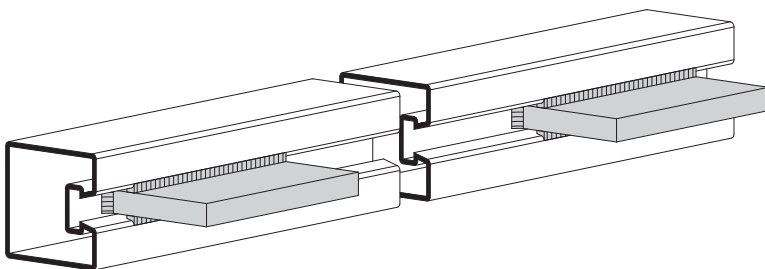
Für Füllelementstärken 5 - 57 mm
Pour éléments de remplissage 5 - 57 mm
For infill elements 5 - 57 mm

Sonderlösung

Solution spéciale

Customised solution

< 800 kg



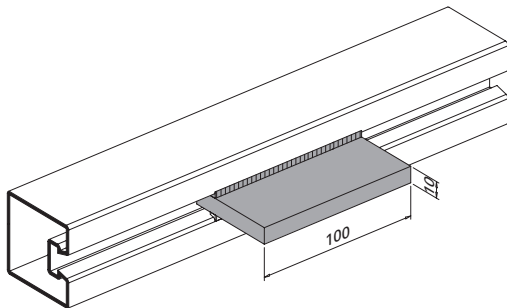
Für Füllelementstärken ab 58 mm
Pour éléments de remplissage à partir de 58 mm
For infill elements from 58 mm

Flachstahl 100 x 10 mm eingeschweisst
Acier plat 100 x 10 mm soudé
Flat steel 100 x 10 mm welding

**Sonderlösung
Glasauflagen**

**Solution spéciale
Supports de verre**

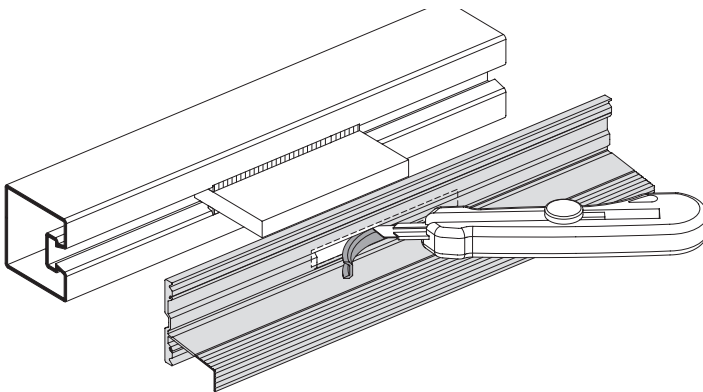
**Customised solution
Glazing supports**



Flachstahl 100x10 mm anschweißen

Souder acier plat 100x10 mm

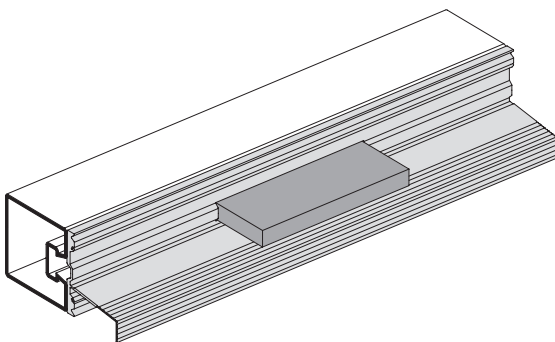
Weld on flat steel 100x10 mm



Innendichtung im Bereich der
Flachstahl-Glasauflagen ausklinken

Entailler le joint intérieur au niveau
du supports de verre en acier plat

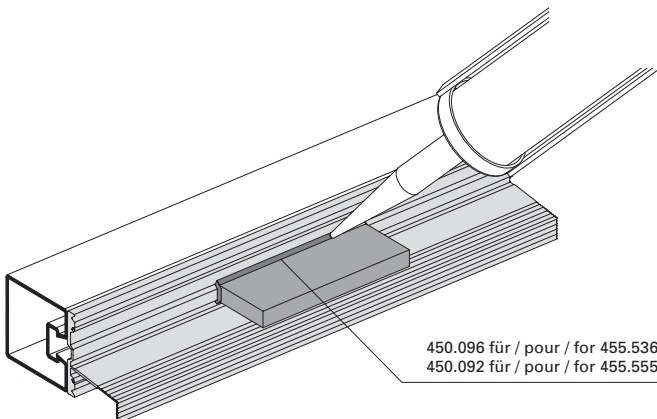
Disengage the inside sealing around
the flat steel glazing supports



Innendichtung über Flachstahl-Glasauf-
lagen stecken

Emboîter le joint intérieur sur le
supports de verre en acier plat

Place the inside sealing over the
flat steel glazing supports



Ausklinkung im Bereich Glasauflagen
umlaufend mit Dichtmasse abdichten

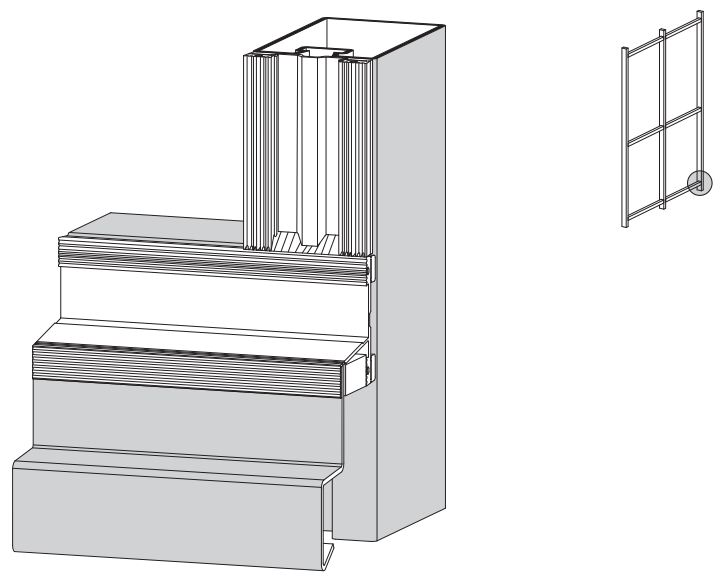
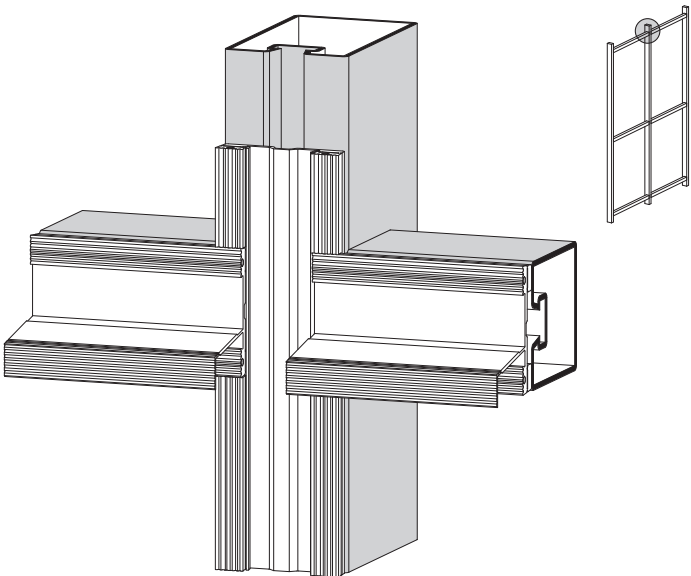
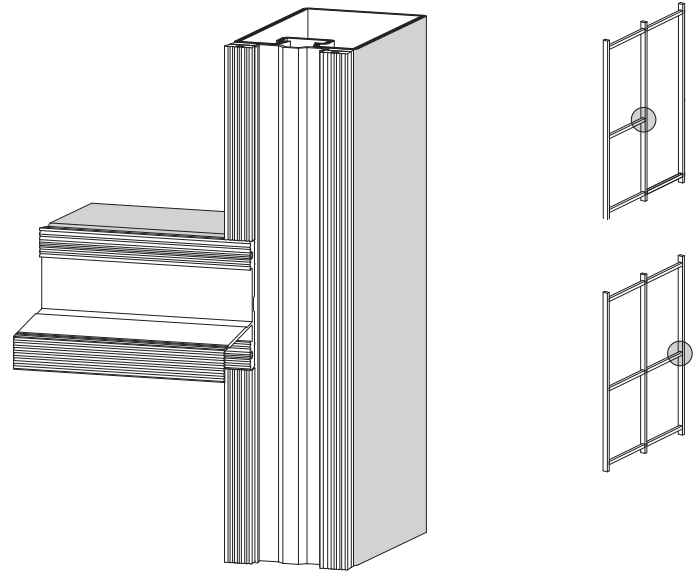
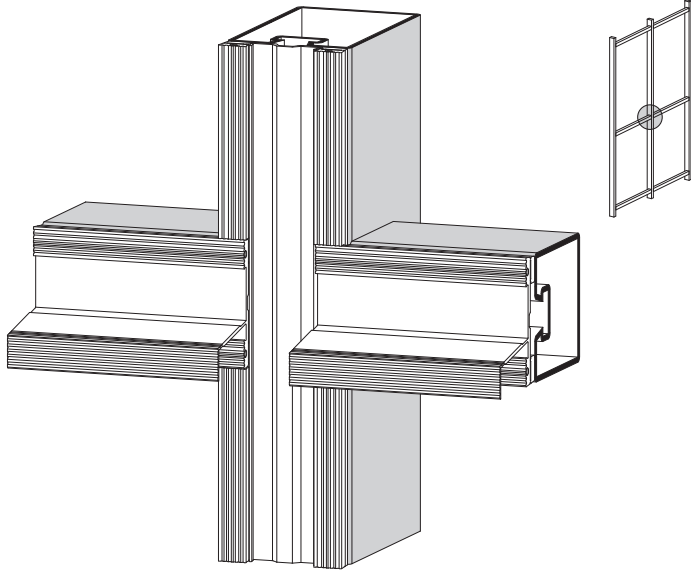
Colmater entièrement les bords de la
mortaise au niveau du supports de
verre à l'aide d'une pâte d'étanchéité

Seal the recess area around the
glazing supports all-round with sealing
compund

Stossausbildungen Innendichtung

Jonctions joint intérieur

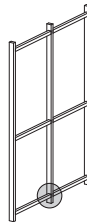
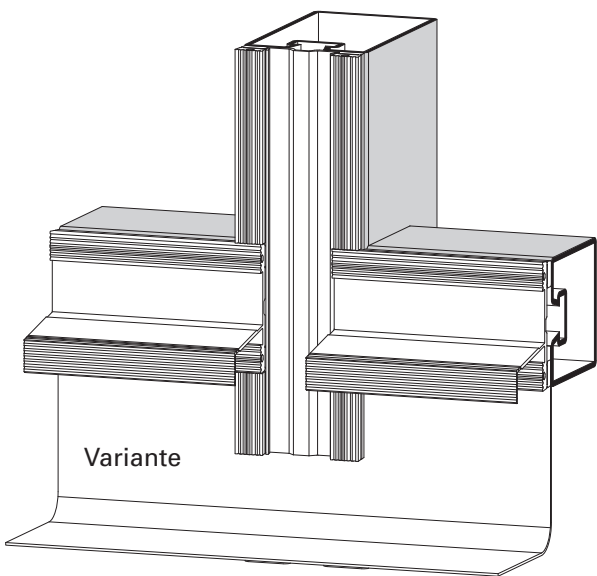
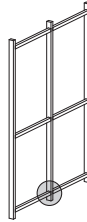
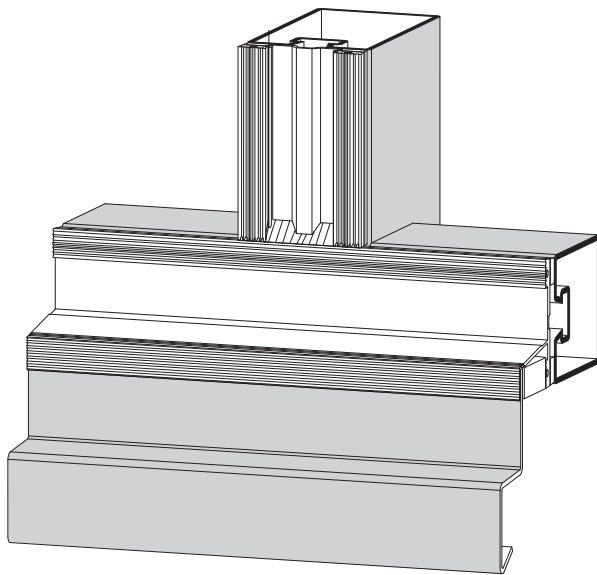
Inner gasket junctions



Stossausbildungen Innendichtung

Jonctions joint intérieure

Inner gasket junctions



Variante

Jansen AG

Steel Systems
Industriestrasse 34
9463 Oberriet
Schweiz
jansen.com

JANSEN
Configure to Inspire