

VISS Fire TV

Wärmegeämmte Brandschutz-Fassaden

VISS Fire TV

Façades de protection incendie à rupture de pont thermique

VISS Fire TV

Thermally insulated fire-resistant façades

Systemübersicht

Systemschnitt
Typenübersicht
Zulassungen

Sommaire du système

Coupe du système
Sommaire des types
Homologations

Summary of system

Cross-section trough system
Summary of types
Authorisations

2

Profilsortiment

Profile 50 mm
Deckprofile 50 mm
Zubehör

Assortiment de profilé

Profilés 50 mm
Profilés de recouvrement 50 mm
Accessoires

Range of profiles

Profiles 50 mm
Cover sections 50 mm
Accessories

8

Konstruktions-Hinweise E30/E60

Schnittpunkte
Konstruktions-Details
Anschlüsse am Bau

Consignes de construction E30/E60

Coupes de détails
Détails de construction
Raccordement au mur

Construction instructions E30/E60

Section details
Construction details
Attachment to structure

19

Konstruktions-Hinweise EI60/EI90

Schnittpunkte
Konstruktions-Details
Anschlüsse am Bau

Consignes de construction EI60/EI90

Coupes de détails
Détails de construction
Raccordement au mur

Construction instructions EI60/EI90

Section details
Construction details
Attachment to structure

45

Verarbeitungs-Hinweise

Indications d'usage

Assembly instructions

73

Alle Ausführungen dieser Dokumentation haben wir sorgfältig und nach bestem Wissen zusammengestellt. Wir können aber keine Verantwortung für die Benützung der vermittelten Vorschläge und Daten übernehmen. Wir behalten uns technische Änderungen ohne Vorankündigung vor.

Nous avons apporté le plus grand soin à l'élaboration de cette documentation. Cependant, nous déclinons toute responsabilité pour l'utilisation faite de nos propositions et de nos données. Nous nous réservons le droit de procéder à des modifications techniques sans préavis.

All the information contained in this documentation is given to the best of our knowledge and ability. However, we decline all responsibility for the use made of these suggestions and data. We reserve the right to effect technical modifications without prior warning.

VISS Fire TV

Wärmegeämmte, auf dem System der Trockenverglasung basierende Pfosten-Riegelkonstruktion für Brandschutz-Fassaden.

Anwendung:
E30 / E60
EI60 / EI90

VISS Fire TV

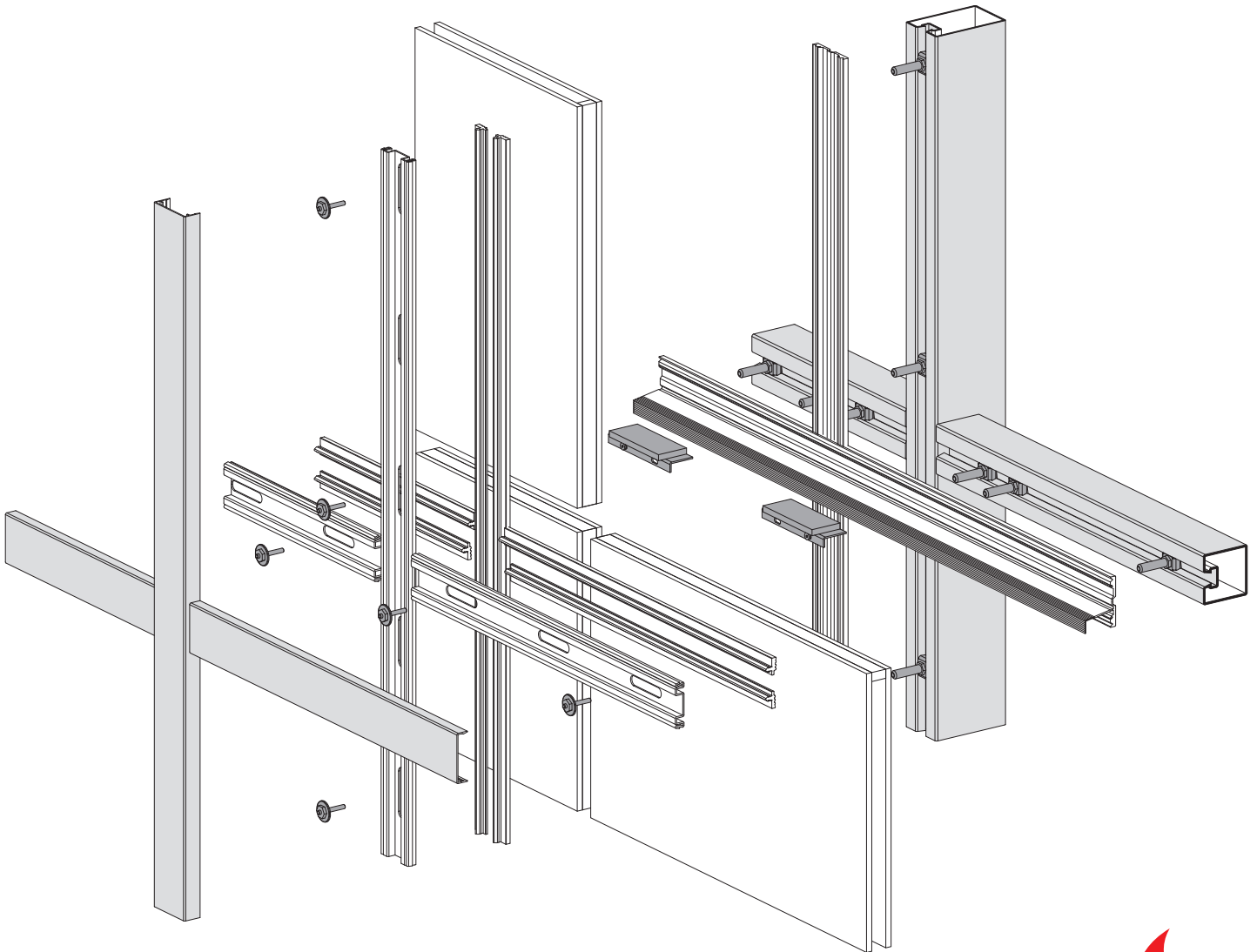
Construction à montants et traverses à rupture de pont thermique basée sur le système du vitrage à sec et conçue pour les façades de protection incendie.


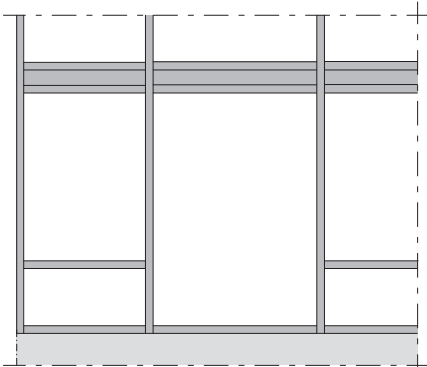
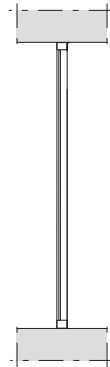
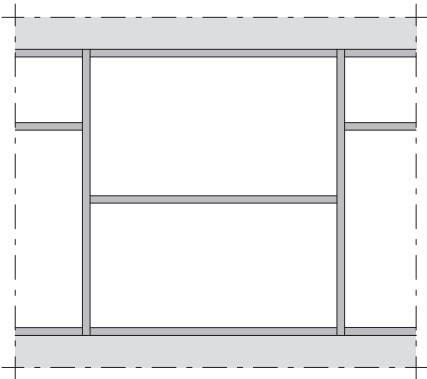

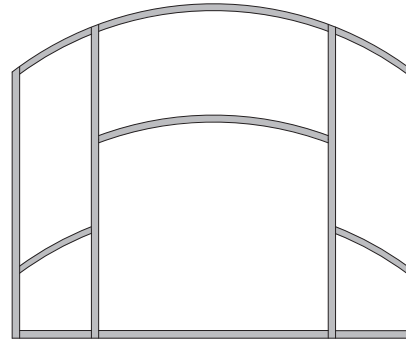
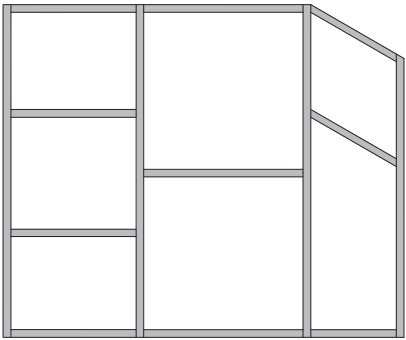
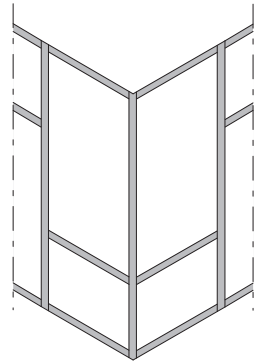
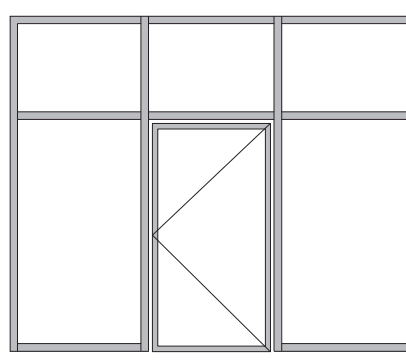

Application:
E30 / E60
EI60 / EI90

VISS Fire TV

Fully insulated curtain walling system, suitable for fire protection façades, using mullions and transoms and based on the dry glazing system.

Application:
E30 / E60
EI60 / EI90





VISS Fire TV
Brandschutzverglasung Klasse E

VISS Fire TV
Vitrage pare-flammes Classe E

VISS Fire TV
Fire protection glazing Class E

CH: R30
SBZ 8155
E60
SBZ 14647 / SBZ 14648

CH: R30
SBZ 8155
E60
SBZ Z 14647 / SBZ Z 14648

CH: R30
SBZ 8155
E60
SBZ Z 14647 / SBZ Z 14648

DE: G30
Z-19-14-590
Z-19.14-1214

DE: G30
Z-19-14-590
Z-19.14-1214

DE: G30
Z-19-14-590
Z-19.14-1214

G60
Z-19.14-1216

G60
Z-19.14-1216

G60
Z-19.14-1216

TRAV

Technische Regeln für die
Verwendung von absturzsichernden
Verglasungen

Prüfbescheid
J-10-02-1 „a“ Fassade
Kategorie A (900 mm)

TRAV

Règlement technique pour la
sécurité anti-chute des vitrages

Prüfbescheid
J-10-02-1 „a“ Fassade
Kategorie A (900 mm)

TRAV

The technical regulations for
protecting glazing against
falling out

Prüfbescheid
J-10-02-1 „a“ Fassade
Kategorie A (900 mm)

Klemmverbindung

AbZ Z-14.4-465 (Brandschutzanker)

Jonction par serrage

AbZ Z-14.4-465 (boulon d'ancrage
anti-incendie)

Clamp connection

AbZ Z-14.4-465 (fire-proof anchor)

Pfosten-Riegel-Verbindung

AbZ Z-14.4-467 (T-Verbinder)

Jonction montant-traverse

AbZ Z-14.4-467 (Raccord en T)

Mullion-transom connection

AbZ Z-14.4-467 (Connecting spigot)

A: E30 / EW30
E60 / EW60
E90 / EW90
Klassifizierungsbericht
Nr. 100 308 27-4 IBS Linz

A: E30 / EW30
E60 / EW60
E90 / EW90
Klassifizierungsbericht
Nr. 100 308 27-4 IBS Linz

A: E30 / EW30
E60 / EW60
E90 / EW90
Klassifizierungsbericht
Nr. 100 308 27-4 IBS Linz

F: Pare-flammes 30', 45', 60', 90'
Divers Procès-verbaux
efectis france

F: Pare-flammes 30', 45', 60', 90'
Divers Procès-verbaux
efectis france

F: Pare-flammes 30', 45', 60', 90'
Divers Procès-verbaux
efectis france

GB: Integrity 1/2 h, 1 h, 1 1/2 h, 2 h
BS 476:Part 22:1987
Assessment Report CC 88368
Rev. 5, Assessment Report
CC 204234A, Rev. 3
BRE GB-Bucknalls Lane,
Harston, Watford, Herfordshire

GB: Integrity 1/2 h, 1 h, 1 1/2 h, 2 h
BS 476:Part 22:1987
Assessment Report CC 88368
Rev. 5, Assessment Report
CC 204234A, Rev. 3
BRE GB-Bucknalls Lane,
Harston, Watford, Herfordshire

GB: Integrity 1/2 h, 1 h, 1 1/2 h, 2 h
BS 476:Part 22:1987
Assessment Report CC 88368
Rev. 5, Assessment Report
CC 204234A, Rev. 3
BRE GB-Bucknalls Lane,
Harston, Watford, Herfordshire

Die landesspezifischen
Brandschutz-Zulassungen bzw.
deren Bestimmungen und
Vorschriften sind zu beachten.

Les certificats de protection
incendie spécifiques au pays,
leurs dispositions et leurs
prescriptions doivent être respectés.

Fire-protection approvals or
applicable national regulations
and determinations must be
observed.

VISS Fire TV
Brandschutzverglasung Klasse EI

VISS Fire TV
Vitrage coupe feu Classe EI

VISS Fire TV
Fire protection glazing Class EI

CH: EI30
SBZ 14107, 14646

EI60
SBZ 18869

F90
SBZ 14644 / SBZ 14645

CH: EI30
SBZ 14107, 14646

EI60
SBZ 18869

F90
SBZ 14644 / SBZ 14645

CH: EI30
SBZ 14107, 14646

EI60
SBZ 18869

F90
SBZ 14644 / SBZ 14645

DE: F30
Z-19-14-1592

F90
Z-19.14-1730

TRAV
Technische Regeln für die
Verwendung von absturzsichernden
Verglasungen

Prüfbescheid
J-10-02-1 „a“ Fassade
Kategorie A (900 mm)

Klemmverbindung
AbZ Z-14.4-465 (Brandschutzanker)

Pfosten-Riegel-Verbindung
AbZ Z-14.4-467 (T-Verbinder)

DE: F30
Z-19-14-1592

F90
Z-19.14-1730

TRAV
Règlement technique pour la
sécurité anti-chute des vitrages

Prüfbescheid
J-10-02-1 „a“ Fassade
Kategorie A (900 mm)

Jonction par serrage
AbZ Z-14.4-465 (boulon d’ancrage
anti-incendie)

Jonction montant-traverse
AbZ Z-14.4-467 (Raccord en T)

DE: F30
Z-19-14-1592

F90
Z-19.14-1730

TRAV
The technical regulations for
protecting glazing against
falling out

Prüfbescheid
J-10-02-1 „a“ Fassade
Kategorie A (900 mm)

Clamp connection
AbZ Z-14.4-465 (fire-proof anchor)

Mullion-transom connection
AbZ Z-14.4-467 (Connecting spigot)

A: EI30 / EI60
Klassifizierungsbericht
Nr. 100 308 27-4 IBS Linz

A: EI30 / EI60
Klassifizierungsbericht
Nr. 100 308 27-4 IBS Linz

A: EI30 / EI60
Klassifizierungsbericht
Nr. 100 308 27-4 IBS Linz

F: Coupe feu 30', 45', 60', 90'
Divers Procès-verbaux
efectis france

F: Coupe feu 30', 45', 60', 90'
Divers Procès-verbaux
efectis france

F: Coupe feu 30', 45', 60', 90'
Divers Procès-verbaux
efectis france

GB: Integrity 1/2 h, 1 h, 1 1/2 h, 2 h
BS 476:Part 22:1987
Assessment Report CC 88368
Rev. 5, Assessment Report
CC 204234A, Rev. 3
BRE GB-Bucknalls Lane,
Harston, Watford, Herfordshire

GB: Integrity 1/2 h, 1 h, 1 1/2 h, 2 h
BS 476:Part 22:1987
Assessment Report CC 88368
Rev. 5, Assessment Report
CC 204234A, Rev. 3
BRE GB-Bucknalls Lane,
Harston, Watford, Herfordshire

GB: Integrity 1/2 h, 1 h, 1 1/2 h, 2 h
BS 476:Part 22:1987
Assessment Report CC 88368
Rev. 5, Assessment Report
CC 204234A, Rev. 3
BRE GB-Bucknalls Lane,
Harston, Watford, Herfordshire

Die landesspezifischen
Brandschutz-Zulassungen bzw.
deren Bestimmungen und
Vorschriften sind zu beachten.

Les certificats de protection
incendie spécifiques au pays,
leurs dispositions et leurs
prescriptions doivent être respectés.

Fire-protection approvals or
applicable national regulations
and determinations must be
observed.

VISS Fire TV

**Produktnorm Vorhangsfassade
EN 13830**
Luftdurchlässigkeit (EN 12152) AE
Schlagregendichtheit (EN 12154) RE 1200
Widerstandsfähigkeit bei Windlast
(EN 13116)
zulässige Last 2000 Pa
erhöhte Last 3000 Pa
Stoßfestigkeit (EN 14019) I5/E5

Prüfbericht 108 28793,
Gutachten 155 28793 und
Klassifizierungsbericht 100 28793,
ift DE-Rosenheim

Luftschalldämmung
nach EN ISO 140-3 (1993) und
ISO/DIS 717-1 (1993), DIN 52210:

 $R_w = 42$ dB (bei Füllelementwert
mind. $R_w = 42$ dB)

Gutachtliche Stellungnahme vom
13.9.1996 der EMPA, Dübendorf/CH

Luftschalldämmung F90
nach EN ISO 140-3 (1993) und
ISO/DIS 717-1 (1993), DIN 52210:

 $R_w (C;C_{tr}) = 44 (-1;-4)$ dB
 $R_w (C;C_{tr}) = 46 (-2;-5)$ dB
 $R_w (C;C_{tr}) = 47 (-1;-5)$ dB

Prüfbericht 161 28310/1.0.0
vom 30. 6. 2004

CWCT-Test
Luftdurchlässigkeit: Druck 600 Pa PASS
Wasserdichtheit statisch:
Druck 600 Pa PASS
Wasserdichtheit dynamisch PASS
Windlast:
Sicherheit 3600 Pa PASS
Gebrauchstauglichkeit 2400 Pa PASS
Schlauchtest PASS

Certificate Number 04/32, January 2004
Centre for Window and Cladding
Technology, Wintech Engineering Ltd.,
GB-Telford

VISS Fire TV

**Norme de produit façade rideau
EN 13830**
Perméabilité à l'air (EN 12152) AE
Étanchéité à la pluie battante (EN 12154)
RE 1200
Résistance à la charge du vent (EN 13116)
Charge admissible 2000 pa
Charge élevée 3000 Pa
Résistance aux chocs (EN 14019) I5/E5

Rapport d'essai 108 28793,
expertise 155 28793 et rapport de
classification 100 28793,
ift DE-Rosenheim

Isolement contre les sons aériens
selon EN ISO 140-3 (1993) et
ISO/DIS 717-1 (1993), DIN 52210:

 $R_w = 42$ dB (avec valeur du
remplissage min. $R_w = 42$ dB)

Expertise de l'EMPA Dübendorf/CH
du 13.9.1996

Isolement contre les sons aériens F90
selon EN ISO 140-3 (1993) et
ISO/DIS 717-1 (1993), DIN 52210:

 $R_w (C;C_{tr}) = 44 (-1;-4)$ dB
 $R_w (C;C_{tr}) = 46 (-2;-5)$ dB
 $R_w (C;C_{tr}) = 47 (-1;-5)$ dB

Rapport d'essai 161 28310/1.0.0
du 30. 6. 2004

CWCT-Test
Perméabilité à l'air: Pression 600 Pa PASS
Étanchéité à l'eau statique:
Pression 600 Pa PASS
Étanchéité à l'eau dynamique: PASS
Résistance au vent:
Sécurité 3600 Pa PASS
Aptitude à l'usage 2400 Pa PASS
Essai au tuyau PASS

Certificate Number 04/32, January 2004
Centre for Window and Cladding
Technology, Wintech Engineering Ltd.,
GB-Telford

VISS Fire TV

**Product approval curtain walls
EN 13830**
Air permeability (EN 12152) AE
Resistance to driving rain (EN 12154)
RE 1200
Resistance to wind loads (EN 13116)
Permissible load 2000 Pa
Increased load 3000 Pa
Impact streng (EN 14019) I5/E5

Test report 108 28793,
appraisal report 155 28793 and
classification report 100 28793
ift DE-Rosenheim

Insulation against airborne noise
according to EN ISO 140-3 (1993)
and ISO/DIS 717-1 (1993), DIN 52210:

 $R_w = 42$ dB (with glass/infill panel min.
 $R_w = 42$ dB)

Expertise dated 13.9.1996 by
EMPA Dübendorf/CH

Insulation against airborne noise F90
according to EN ISO 140-3 (1993)
and ISO/DIS 717-1 (1993), DIN 52210:

 $R_w (C;C_{tr}) = 44 (-1;-4)$ dB
 $R_w (C;C_{tr}) = 46 (-2;-5)$ dB
 $R_w (C;C_{tr}) = 47 (-1;-5)$ dB

Test report 161 28310/1.0.0
dated 30. 6. 2004

CWCT-Test
Air permeability: Pressure 600 Pa PASS
Watertightness static:
Pressure 600 Pa PASS
Watertightness dynamic: PASS
Wind resistance:
Safety 3600 Pa PASS
Serviceability 2400 Pa PASS
Hose test PASS

Certificate Number 04/32, January 2004
Centre for Window and Cladding
Technology, Wintech Engineering Ltd.,
GB-Telford

Martin Braun Backmittel KG, Hannover/D (Architekt: Ackermann + Raff, Tübingen/D)



Profile 50 mm (Masstab 1:3)

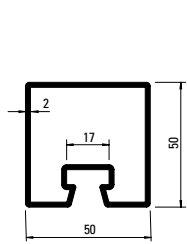
Profils 50 mm (échelle 1:3)

Profiles 50 mm (scale 1:3)

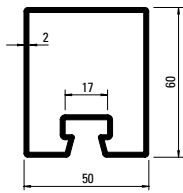
VISS Fire TV

VISS Fire TV

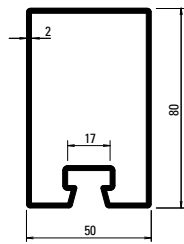
VISS Fire TV



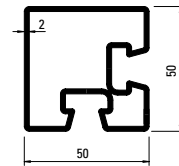
76.694
76.694 Z



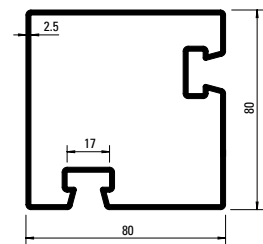
76.671
76.671 Z



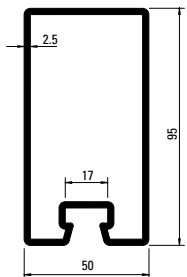
76.696
76.696 Z



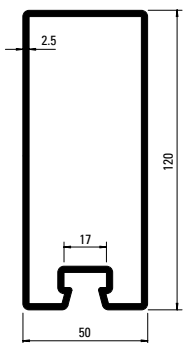
76.094



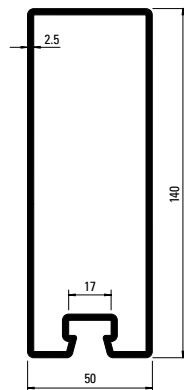
76.096



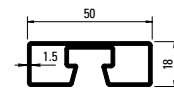
76.697
76.697 Z



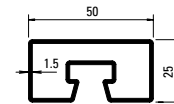
76.679
76.679 Z



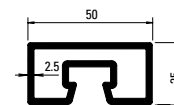
76.666
76.666 Z



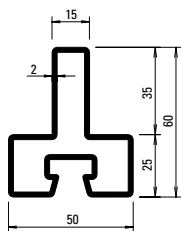
76.692



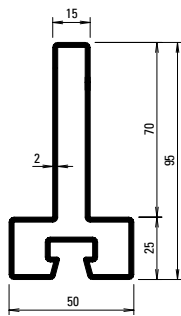
76.682



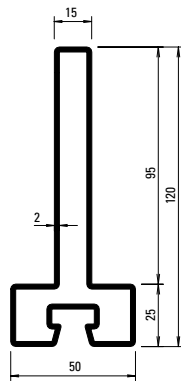
76.680



76.114



76.115



76.116

Profil-Nr.	G kg/m	F cm ²	I _x cm ⁴	W _x cm ³	I _y cm ⁴	W _y cm ³	U m ² /m
76.094	4,090	5,21	15,20	5,90	15,20	5,90	0,280
76.096	6,000	7,64	68,50	16,79	68,53	16,79	0,391
76.114	3,820	4,87	15,36	4,14	9,79	3,91	0,251
76.115	4,920	6,27	54,76	9,31	10,38	4,15	0,321
76.116	5,710	7,27	105,00	14,31	10,81	4,32	0,371
76.666	7,910	10,10	240,0	32,10	43,50	17,40	0,412
76.671	3,860	4,90	23,2	7,20	17,30	6,90	0,260

Profil-Nr.	G kg/m	F cm ²	I _x cm ⁴	W _x cm ³	I _y cm ⁴	W _y cm ³	U m ² /m
76.679	7,120	9,07	162,0	25,20	37,90	15,20	0,373
76.680	3,390	4,32	3,17	2,38	11,08	4,43	0,182
76.682	2,120	2,70	2,34	1,81	7,20	2,90	0,190
76.692	1,900	2,52	0,85	0,81	6,00	2,40	0,176
76.694	3,500	4,50	15,0	5,70	14,80	5,90	0,240
76.696	4,450	5,70	48,4	11,50	21,80	8,70	0,300
76.697	6,100	7,90	92,0	17,90	31,00	12,40	0,330

Deckprofile 50 mm (Masstab 1:3)

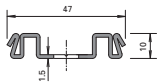
Profils de recouvrement 50 mm (échelle 1:3)

Cover sections 50 mm (scale 1:3)

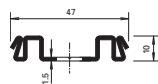
VISS Fire TV

VISS Fire TV

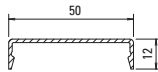
VISS Fire TV



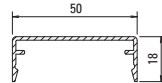
400.867



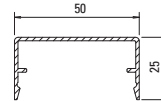
400.867 Z



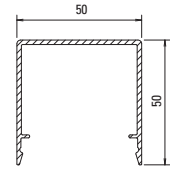
407.860



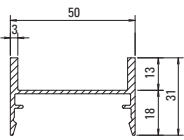
407.861



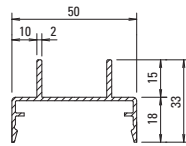
407.862



407.863

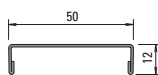


407.900



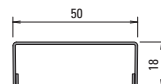
407.911

Edelstahl-Abdeckprofile
Werkstoff 1.4301 (AISI 304)
 geschliffen, Korn 220/240,
 mit Schutzfolie, Länge 6 m



400.860

Profilé de recouvrement acier Inox
Qualité 1.4301 (AISI 304)
 meulé, degré 220/240, avec feuille
 de protection, longueurs 6 m

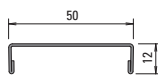


400.861

Stainless steel cover sections
Material 1.4301 (AISI 304)
 polished, grain 220/240,
 with protective film, length 6 m

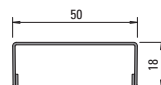


Edelstahl-Abdeckprofile
Werkstoff 1.4401 (AISI 316)
 geschliffen, Korn 220/240,
 mit Schutzfolie, Länge 6 m



400.862

Profilé de recouvrement acier Inox
Qualité 1.4401 (AISI 316)
 meulé, degré 220/240, avec feuille de
 protection, longueurs 6 m



400.863

Stainless steel cover sections
Material 1.4401 (AISI 316)
 polished, grain 220/240,
 with protective film, length 6 m

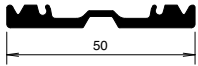
Profil-Nr.	G kg/m	U m ² /m	P m ² /m
407.860	0,266	0,147	0,072
407.861	0,341	0,185	0,084
407.862	0,394	0,213	0,098
407.863	0,660	0,313	0,148
407.900	0,556	0,240	0,138
407.911	0,510	0,245	0,146

Profil-Nr.	G kg/m
400.860	0,644
400.861	0,734
400.862	0,652
400.863	0,744

Dichtungen
Klasse E30 / E60

Joints
Classe E30 / E60

Gaskets
Class E30 / E60



455.516

Innendichtung vertikal

schwer entflammbar, schwarz,
50 mm breit

Einsatz: Pfosten

VE = 50 m

455.516

Joint intérieur vertical

difficilement combustible, noir,
largeur 50 mm

Utilisation: montant

UV = 50 m

455.516

Inner gasket vertical

flame retardant, black,
50 mm wide

Application: mullion

PU = 50 m



455.536

Innendichtung horizontal

schwer entflammbar, schwarz,
50 mm breit

Einsatz: Riegel

VE = 50 m

455.536

Joint intérieur horizontal

difficilement combustible, noir,
largeur 50 mm

Utilisation: traverse

UV = 50 m

455.536

Inner gasket horizontal

flame retardant, black,
50 mm wide

Application: transom

PU = 50 m



455.508

Aussendichtung

schwer entflammbar, schwarz,
für Anpressprofile 400.867 und
400.867 Z

Einsatz:
Pfosten/Riegel oben

VE = 100 m

455.508

Joint extérieur

difficilement combustible, noir,
pour profilés de fixation 400.867
et 400.867 Z

Utilisation:
montant/traverse supérieur

UV = 100 m

455.508

Outer gasket

flame retardant, black,
for clamping sections 400.867
and 400.867 Z

Application:
mullion/transom top

PU = 100 m



455.509

Aussendichtung

schwer entflammbar, schwarz,
für Anpressprofile 400.867 und
400.867 Z

Einsatz: Riegel unten

VE = 50 m

455.509

Joint extérieur

difficilement combustible, noir,
pour profilés de fixation 400.867
et 400.867 Z

Utilisation: traverse inférieur

UV = 50 m

455.509

Outer gasket

flame retardant, black,
for clamping sections 400.867
and 400.867 Z

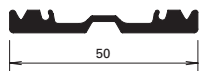
Application: transom bottom

PU = 50 m

Dichtungen
Klasse EI60 / EI90

Joints
Classe EI60 / EI90

Gaskets
Class EI60 / EI90



455.513
Innendichtung vertikal
EPDM schwarz, 50 mm breit
Einsatz: Pfosten
VE = 50 m

455.513
Joint intérieur vertical
EPDM noir, largeur 50 mm
Utilisation: montant
UV = 50 m

455.513
Inner gasket, vertical
EPDM black, 50 mm wide
Application: mullion
PU = 50 m



455.555
Innendichtung horizontal
EPDM schwarz, 50 mm breit
Einsatz: Riegel
VE = 50 m

455.555
Joint intérieur horizontal
EPDM noir, largeur 50 mm
Utilisation: traverse
VE = 50 m

455.555
Inner gasket, horizontal
EPDM black, 50 mm wide,
Application: transom
VE = 50 m



455.520
Aussendichtung
EPDM schwarz, für Anpressprofile
400.867 und 400.867 Z
Einsatz:
Pfosten/Riegel oben
VE = 100 m

455.520
Joint extérieur
EPDM noir, pour profilés de
fixation 400.867 et 400.867 Z
Utilisation:
montant/traverse supérieur
UV = 100 m

455.520
Outer gasket
EPDM black, for clamping
sections 400.867 and 400.867 Z
Application:
mullion/transom top
PU = 100 m



455.521
Aussendichtung
EPDM schwarz, für Anpress-
profile 400.867 und 400.867 Z
Einsatz: Riegel unten
VE = 50 m

455.521
Joint extérieur
EPDM noir, pour profilés de
fixation 400.867 et 400.867 Z
Utilisation: traverse inférieur
UV = 50 m

455.521
Outer gasket
EPDM black, for clamping
sections 400.867 and 400.867 Z
Application: transom bottom
PU = 50 m



450.092
Kleb- und Dichtmasse
schwarz, für das Abdichten
der Dichtungs-Stöße und
-Durchbrüche
VE = 1 Kartusche 290 ml

Wichtig:
**Ohne Vorbehandlung mit
Reiniger 450.091 ist die Klebe-
haftung nicht gewährleistet.**

450.092
Pâte à coller et à étancher
noire, pour étancher les
raccordements et les points de
raccords des joints intérieurs
UV = 1 cartouche 290 ml

Important:
**Sans traitement préliminaire
avec un nettoyant 450.091,
l'adhésion n'est pas garantie.**

450.092
Sealing and bonding compound
black, for sealing the joints and
holes in the weatherstrip
PU = 1 cartridge 290 ml

Important:
**Adhesion cannot be guaranteed
unless cleaner 450.091 has been
used as a pre-treatment.**

Artikel in Abhängigkeit der
Füllelementstärken

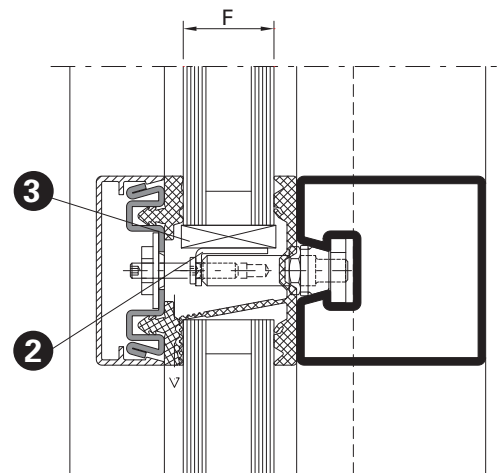
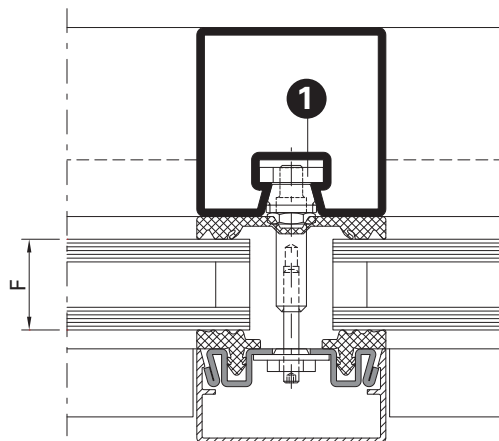
Articles en fonction de l'éléments
de remplissage

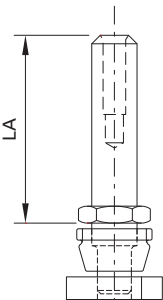
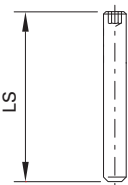
Items depending on thickness of
infill elements

F mm	Brandschutzanker Boulon d'ancrage Fire-proof anchor ①	Glasauflage Support de verre Glazing support ②	Tragklotz Cale pour remplissage Glazing support ③
05 – 09	452.474	452.491	453.028 (453.070)
10 – 11	452.430	452.439	453.070
12 – 14	452.481	452.455	453.070
15	452.431	452.483	453.070
16 – 19	452.482	452.483	453.027 (453.070)
20 – 21	452.453	452.454	453.016 (453.070)
22 – 25	452.472	452.488	453.026 (453.070)
26 – 27	452.475	452.492	453.029 (453.070)
28 – 31	452.476	452.484	453.030 (453.070)
32 – 34	452.477	452.485	453.031 (453.070)
35 – 37	452.478	452.486	453.032 (453.070)
38 – 40	452.479	452.487	453.033 (453.070)
41 – 43	452.448	452.449	453.034 (453.070)
44 – 46	452.441	452.456	453.070
47 – 49	452.442	452.457	453.070
50 – 53	452.443	452.458	453.070
54 – 57	452.446	452.447	453.072 (453.070)
58 – 61	452.444	Stahlflach*	453.072 (453.070)
62 – 66	452.427	Stahlflach*	453.070
67 – 70	452.428	Stahlflach*	453.070

() optional auch möglich
() aussi possible en option
() optional also possible

* Stahlflach
* Fer plat
* Flat steel





452.474	LA = 12 mm LS = 25 mm
452.430	LA = 14 mm LS = 25 mm
452.481	LA = 17 mm LS = 25 mm
452.482	LA = 20 mm LS = 30 mm
452.431	LA = 20 mm LS = 25 mm
452.453	LA = 24 mm LS = 30 mm
452.472	LA = 26 mm LS = 30 mm
452.475	LA = 30 mm LS = 30 mm
452.476	LA = 33 mm LS = 30 mm
452.477	LA = 36 mm LS = 30 mm
452.478	LA = 39 mm LS = 30 mm
452.479	LA = 42 mm LS = 30 mm
452.448	LA = 45 mm LS = 30 mm
452.441	LA = 48 mm LS = 30 mm
452.442	LA = 51 mm LS = 30 mm
452.443	LA = 54 mm LS = 30 mm
452.446	LA = 58 mm LS = 30 mm
452.444	LA = 61 mm LS = 30 mm
452.427	LA = 61 mm LS = 35 mm
452.428	LA = 61 mm LS = 40 mm

Brandschutzanker
Edelstahl, mit vormontiertem Keil
und Nutenstein, Gewindestift M4,
Zentrier Mutter M4

VE = 50 Stück

Einsatz:
Artikel in Abhängigkeit der
Füllelementdicke
(siehe Seite 51-12)

452.474	LA = 12 mm LS = 25 mm
452.430	LA = 14 mm LS = 25 mm
452.481	LA = 17 mm LS = 25 mm
452.482	LA = 20 mm LS = 30 mm
452.431	LA = 20 mm LS = 25 mm
452.453	LA = 24 mm LS = 30 mm
452.472	LA = 26 mm LS = 30 mm
452.475	LA = 30 mm LS = 30 mm
452.476	LA = 33 mm LS = 30 mm
452.477	LA = 36 mm LS = 30 mm
452.478	LA = 39 mm LS = 30 mm
452.479	LA = 42 mm LS = 30 mm
452.448	LA = 45 mm LS = 30 mm
452.441	LA = 48 mm LS = 30 mm
452.442	LA = 51 mm LS = 30 mm
452.443	LA = 54 mm LS = 30 mm
452.446	LA = 58 mm LS = 30 mm
452.444	LA = 61 mm LS = 30 mm
452.427	LA = 61 mm LS = 35 mm
452.428	LA = 61 mm LS = 40 mm

Boulon d'ancrage anti-incendie
acier Inox, avec cale et languette
montées au préalable, vis sans
tête M4, écrou de centrage M4

UV = 50 pièces

Utilisation:
Article en fonction de l'épaisseur
de l'élément de remplissage
(voir page 51-12)

452.474	LA = 12 mm LS = 25 mm
452.430	LA = 14 mm LS = 25 mm
452.481	LA = 17 mm LS = 25 mm
452.482	LA = 20 mm LS = 30 mm
452.431	LA = 20 mm LS = 25 mm
452.453	LA = 24 mm LS = 30 mm
452.472	LA = 26 mm LS = 30 mm
452.475	LA = 30 mm LS = 30 mm
452.476	LA = 33 mm LS = 30 mm
452.477	LA = 36 mm LS = 30 mm
452.478	LA = 39 mm LS = 30 mm
452.479	LA = 42 mm LS = 30 mm
452.448	LA = 45 mm LS = 30 mm
452.441	LA = 48 mm LS = 30 mm
452.442	LA = 51 mm LS = 30 mm
452.443	LA = 54 mm LS = 30 mm
452.446	LA = 58 mm LS = 30 mm
452.444	LA = 61 mm LS = 30 mm
452.427	LA = 61 mm LS = 35 mm
452.428	LA = 61 mm LS = 40 mm

Fire-proof anchor
stainless steel, with pre-
assembled key and tenon block,
set screw M4, centring nut M4

PU = 50 pieces

Application:
Article depending on thickness
of infill panels
(see page 51-12)



452.491	L = 12 mm
452.439	L = 14 mm
452.455	L = 17 mm
452.483	L = 20 mm
452.454	L = 24 mm
452.488	L = 26 mm
452.492	L = 30 mm
452.484	L = 33 mm
452.485	L = 36 mm
452.486	L = 39 mm
452.487	L = 42 mm
452.449	L = 45 mm
452.456	L = 48 mm
452.457	L = 51 mm
452.458	L = 54 mm
452.447	L = 58 mm

Glasauflage

Edelstahl, mit Brandschutzanker und Befestigungsschraube M4x10, Aufлагewinkel mit Klebefolie für Montage Glasklotz

VE = 20 Stück

Einsatz:

Artikel in Abhängigkeit der Füllelementdicke (siehe Seiten 51-12)

452.491	L = 12 mm
452.439	L = 14 mm
452.455	L = 17 mm
452.483	L = 20 mm
452.454	L = 24 mm
452.488	L = 26 mm
452.492	L = 30 mm
452.484	L = 33 mm
452.485	L = 36 mm
452.486	L = 39 mm
452.487	L = 42 mm
452.449	L = 45 mm
452.456	L = 48 mm
452.457	L = 51 mm
452.458	L = 54 mm
452.447	L = 58 mm

Support de verre

acier Inox, avec boulon d'ancrage anti-incendie et vis de fixation M4x10, cornière d'appui avec bande adhésive pour montage cale de verre

UV = 20 pièces

Utilisation:

Article en fonction de l'épaisseur de l'élément de remplissage (voir pages 51-12)

452.491	L = 12 mm
452.439	L = 14 mm
452.455	L = 17 mm
452.483	L = 20 mm
452.454	L = 24 mm
452.488	L = 26 mm
452.492	L = 30 mm
452.484	L = 33 mm
452.485	L = 36 mm
452.486	L = 39 mm
452.487	L = 42 mm
452.449	L = 45 mm
452.456	L = 48 mm
452.457	L = 51 mm
452.458	L = 54 mm
452.447	L = 58 mm

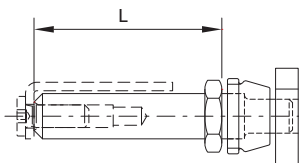
Glazing support

stainless steel, with fire-proofing anchor and fastening screw M4x10, angle support with adhesive foil for installation glazing bridge

PU = 20 pieces

Application:

Article depending on thickness of infill panels (see pages 51-12)





453.016	23 x 6 mm
453.026	25 x 6 mm
453.027	19 x 6 mm
453.028	8 x 6 mm
453.029	29 x 6 mm
453.030	32 x 6 mm
453.031	35 x 6 mm
453.032	38 x 6 mm
453.033	41 x 6 mm
453.034	44 x 6 mm
453.072	57 x 6 mm

Glasklotz

Promatect-H, Länge 80 mm, imprägniert

VE = 20 Stück

Einsatz:

Artikel in Abhängigkeit der Füllelementdicke (siehe Seiten 51-12)

453.016	23 x 6 mm
453.026	25 x 6 mm
453.027	19 x 6 mm
453.028	8 x 6 mm
453.029	29 x 6 mm
453.030	32 x 6 mm
453.031	35 x 6 mm
453.032	38 x 6 mm
453.033	41 x 6 mm
453.034	44 x 6 mm
453.072	57 x 6 mm

Cale de verre

Promatect-H, longueur 80 mm, imprégné

UV = 20 pièces

Utilisation:

Article en fonction de l'épaisseur de l'élément de remplissage (voir pages 51-12)

453.016	23 x 6 mm
453.026	25 x 6 mm
453.027	19 x 6 mm
453.028	8 x 6 mm
453.029	29 x 6 mm
453.030	32 x 6 mm
453.031	35 x 6 mm
453.032	38 x 6 mm
453.033	41 x 6 mm
453.034	44 x 6 mm
453.072	57 x 6 mm

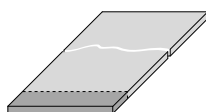
Glazing bridge

Promatect-H, length 80 mm, impregnated

PU = 20 pieces

Application:

Article depending on thickness of infill panels (see pages 51-12)



453.070

Glasklotz

glasfaserverstärkter Kunststoff, 80 x 5 mm, Zuschnitt entsprechend Füllelementstärke durch Metallbauer

VE = 1 Stück à 1000 mm

Einsatz:

Artikel in Abhängigkeit der Füllelementdicke (siehe Seiten 51-12)

453.070

Cale de verre

Plastique renforcé par fibres de verre, 80 x 5 mm, découpe par le constructeur métallique selon l'épaisseur des éléments de remplissage

UV = 1 pièce à 1000 mm

Utilisation:

Article en fonction de l'épaisseur de l'élément de remplissage (voir pages 51-12)

453.070

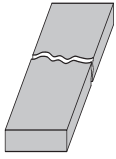
Glazing bridge

glass fibre reinforced plastic, 80 x 5 mm, to be cut by a sheet metal worker according to thickness of the filling material

PU = 1 piece, 1000 mm each

Application:

Article depending on thickness of infill panels (see pages 51-12)



451.081

Brandschutzlaminat
selbstklebend, 7,2 x 1,8 mm

VE = 50 Stück à 1075 mm

Einsatz:
Anpressprofil Pfosten und Riegel

451.081

Bande de protection-incendie
auto-adhésive, 7,2 x 1,8 mm

UV = 50 pièces à 1075 mm

Utilisation:
Profilé de fixation montant et
traverse

451.081

Fire protection laminate
self-adhesive, 7,2 x 1,8 mm

PU = 50 pieces, 1075 mm each

Application:
Clamping section mullion and
transom



451.080

Brandschutzlaminat
selbstklebend, 14,4 x 1,8 mm

VE = 1 Rolle à 25 m

Einsatz:
Im Glasfalz-Bereich bei
EI90-Verglasungen

451.080

Bande de protection-incendie
auto-adhésive, 14,4 x 1,8 mm

UV = 1 rouleau à 25 m

Utilisation:
Dans la feuillure à verre pour
les vitrages EI90

451.080

Fire protection laminate
auto-adhesive, 14,4 x 1,8 mm

PU = 1 roll, 25 m each

Application:
In glazing rebate area for
EI90 glazing

536.005 VISS-TV G30
DIBt Z-19.14-590
536.007 VISS G30
DIBt Z-19.14-1214
536.008 VISS G60
DIBt Z-19.14-1216
536.021 VISS-TV F30
DIBt Z-19.14-1592
536.022 VISS-TV F90
DIBt Z-19.14-1730

Kennzeichen-Schild DE
inkl. Übereinstimmungs-
bestätigung

VE = 1 Stück

536.005 VISS-TV G30
DIBt Z-19.14-590
536.007 VISS G30
DIBt Z-19.14-1214
536.008 VISS G60
DIBt Z-19.14-1216
536.021 VISS-TV F30
DIBt Z-19.14-1592
536.022 VISS-TV F90
DIBt Z-19.14-1730

Plaque signalétique DE
avec confirmation de
compatibilité

UV = 1 pièce

536.005 VISS-TV G30
DIBt Z-19.14-590
536.007 VISS G30
DIBt Z-19.14-1214
536.008 VISS G60
DIBt Z-19.14-1216
536.021 VISS-TV F30
DIBt Z-19.14-1592
536.022 VISS-TV F90
DIBt Z-19.14-1730

Identification plate DE
including declaration of
conformity

PU = 1 piece



499.006

2 mm Sechskant-Bit
zum Eindrehen der M4-
Gewindestifte der Brand-
schutzanker

VE = 2 Stück

499.006

**Embout de tournevis
6-pans 2 mm**
pour visser les vis sans tête
M4 du boulon d'ancrage anti-
incendie

UV = 2 pièces

499.006

2 mm hexagonal bit
for inserting M4 set screws of
fire-proof anchor

PU = 2 pieces



499.254

TV-Werkzeugset

VE = 1 Steckschlüssel SW 11
1 Positionierhilfe 25 mm
1 Positionierhilfe 32 mm

499.254

Jeu d'outils TV

UV = 1 clé à pipe SW 11
1 aide de réglage 25 mm
1 aide de réglage 32 mm

499.254

TV tool kit

PU = 1 box spanner size 11
1 positioning aid 25 mm
1 positioning aid 32 mm



499.206

Abziehhebel
für die Demontage der
aufgeklipsten Abdeckprofile

VE = 1 Stück

499.206

Levier de démontage
pour le démontage des profilés
de recouvrement clipsés

UV = 1 pièce

499.206

Stripping lever
for disassembly of the clipped
on cover profile

PU = 1 piece

System-Hinweise		VISS Fire TV	
Remarques concernant les systèmes		VISS Fire TV	
System instructions		VISS Fire TV	

System-Hinweise	Remarques concernant les systèmes	System instructions	
Glasfalz-Belüftung / Glasfalz-Entwässerung	Ventilation de feuillure de verre / Drainage de la feuillure à verre	Glazing rebate ventilation / Glazing rebate drainage	20
U _f -Werte nach EN 10077-2	Valeurs U _f selon EN 10077-2	U _f values according to EN 10077-2	22

Schnittpunkte E30 / E60	Coupe de détails E30 / E60	Section details E30 / E60	24
Konstruktions-Details E30 / E60	Détails de construction E30 / E60	Constructions details E30 / E60	27
Anschlüsse am Bau E30 / E60	Raccordement au mur E30 / E60	Attachment to structure E30 / E60	34

Schnittpunkte EI60 / EI90	Schnittpunkte EI60 / EI90	Schnittpunkte EI60 / EI90	46
Konstruktions-Details EI60 / EI90	Détails de construction EI60 / EI90	Constructions details EI60 / EI90	55
Anschlüsse am Bau EI60 / EI90	Raccordement au mur EI60 / EI90	Attachment to structure EI60 / EI90	63

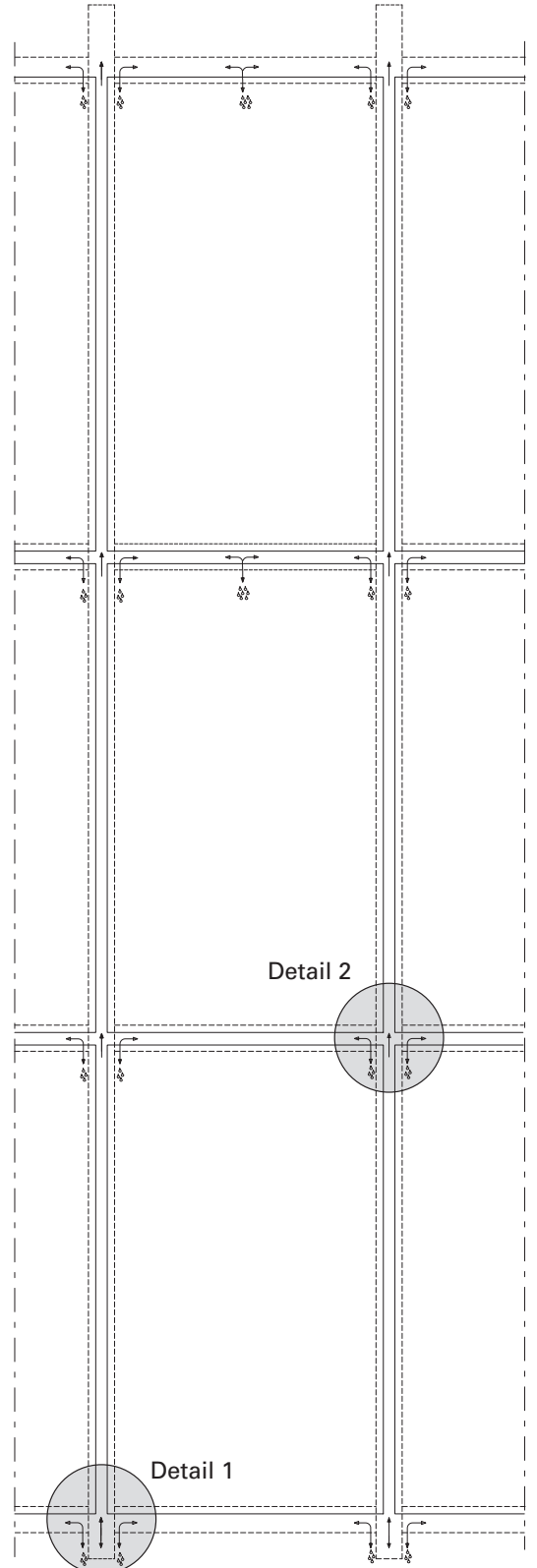
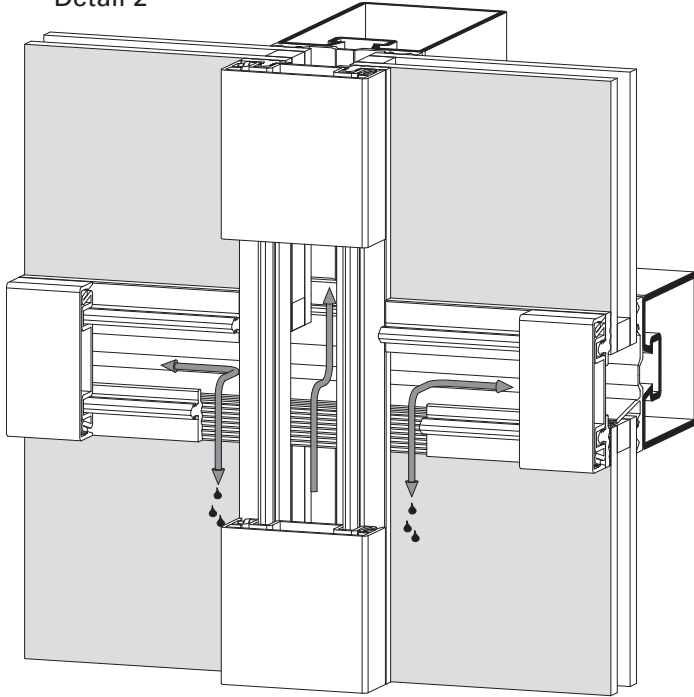
Verarbeitungs-Hinweise	Indications d'usinage	Assembly instructions	73
-------------------------------	------------------------------	------------------------------	-----------

Glasfalz-Belüftung /
Glasfalz-Entwässerung

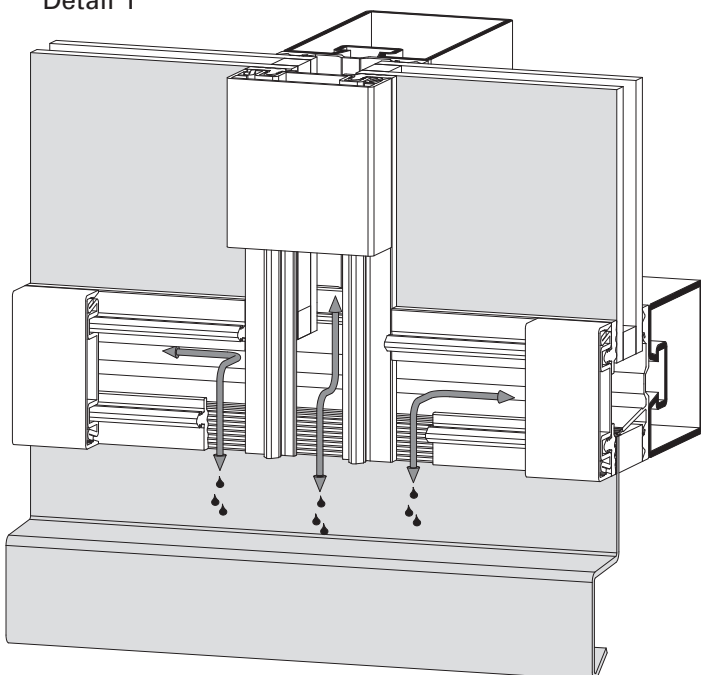
Ventilation de feuillure de verre /
Drainage de la feuillure à verre

Glazing rebate ventilation /
Glazing rebate drainage

Detail 2



Detail 1

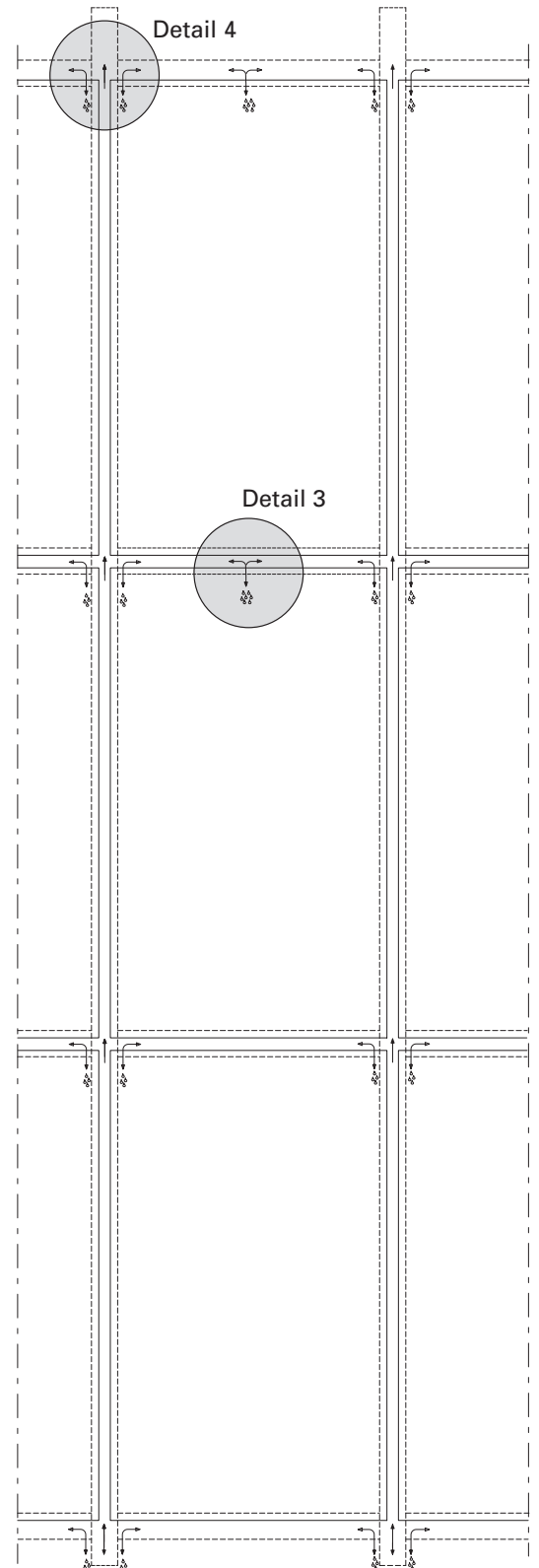
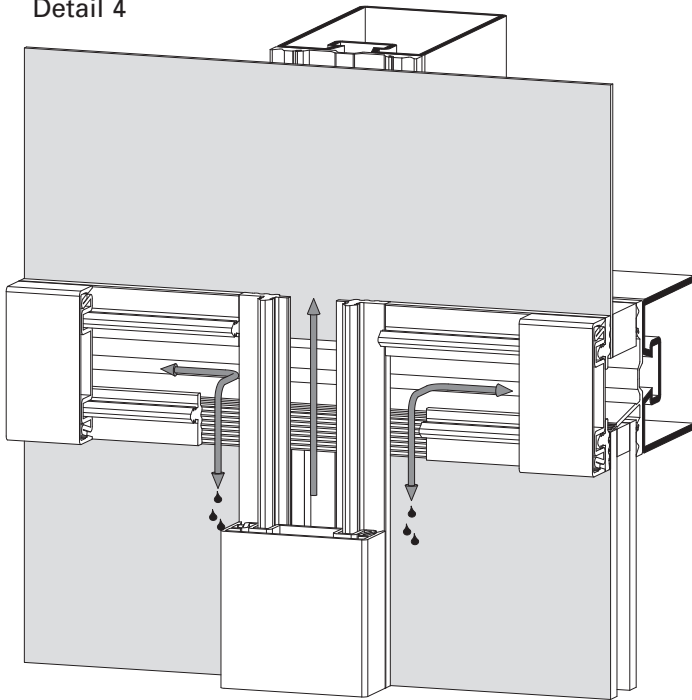


Glasfalz-Belüftung /
Glasfalz-Entwässerung

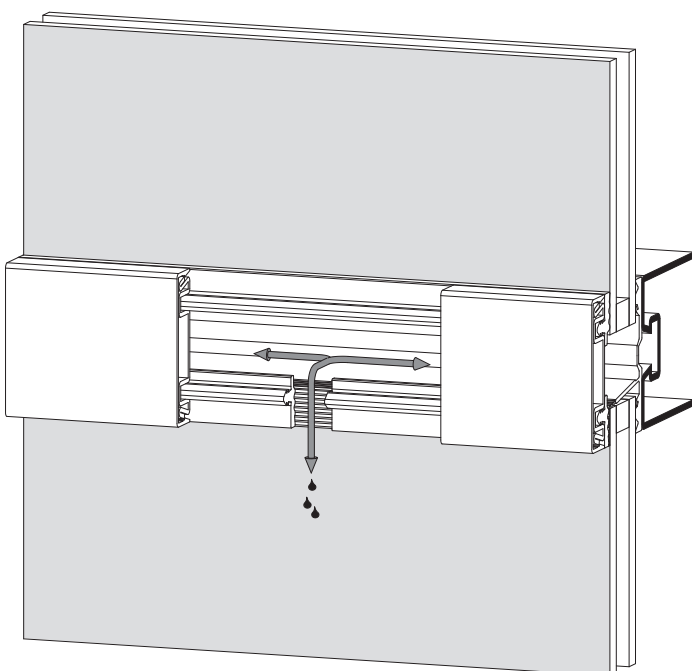
Ventilation de feuillure de verre /
Drainage de la feuillure à verre

Glazing rebate ventilation /
Glazing rebate drainage

Detail 4



Detail 3



System-Hinweise

Remarques concernant les systèmes

System instructions

VISS Fire TV

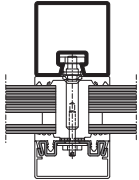
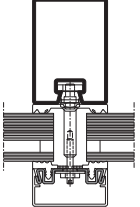
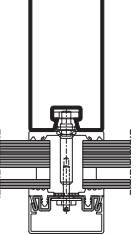
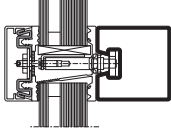
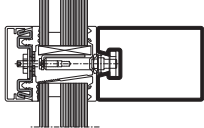
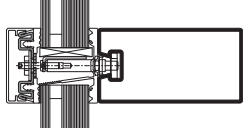
VISS Fire TV

VISS Fire TV

**U_f-Werte nach EN 10077-2
VISS Fire TV**

**Valeurs U_f selon EN 10077-2
VISS Fire TV**

**U_f values according to 10077-2
VISS Fire TV**

						
Glas Verre Glass	Pfosten 50/50 Montant 50/50 Mullion 50/50	Pfosten 50/95 Montant 50/95 Mullion 50/95	Pfosten 50/140 Montant 50/140 Mullion 50/140	Riegel 50/50 Traverse 50/50 Transom 50/50	Riegel 50/95 Traverse 50/95 Transom 50/95	Riegel 50/140 Traverse 50/140 Transom 50/140
10 mm	2,1 W/m ² K	2,2 W/m ² K	2,2 W/m ² K	2,3 W/m ² K	2,4 W/m ² K	2,4 W/m ² K
15 mm	1,9 W/m ² K	2,0 W/m ² K	2,0 W/m ² K	2,0 W/m ² K	2,1 W/m ² K	2,2 W/m ² K
20 mm	1,8 W/m ² K	1,8 W/m ² K	1,9 W/m ² K	1,9 W/m ² K	1,9 W/m ² K	2,0 W/m ² K
25 mm	1,7 W/m ² K	1,7 W/m ² K	1,8 W/m ² K	1,8 W/m ² K	1,9 W/m ² K	1,9 W/m ² K
30 mm	1,6 W/m ² K	1,7 W/m ² K	1,7 W/m ² K	1,7 W/m ² K	1,8 W/m ² K	1,8 W/m ² K
35 mm	1,6 W/m ² K	1,6 W/m ² K	1,6 W/m ² K	1,7 W/m ² K	1,7 W/m ² K	1,7 W/m ² K
40 mm	1,5 W/m ² K	1,6 W/m ² K	1,6 W/m ² K	1,6 W/m ² K	1,7 W/m ² K	1,7 W/m ² K
45 mm	1,5 W/m ² K	1,5 W/m ² K	1,5 W/m ² K	1,6 W/m ² K	1,6 W/m ² K	1,6 W/m ² K
50 mm	1,5 W/m ² K	1,5 W/m ² K	1,5 W/m ² K	1,5 W/m ² K	1,6 W/m ² K	1,6 W/m ² K
55 mm	1,5 W/m ² K	1,5 W/m ² K	1,5 W/m ² K	1,4 W/m ² K	1,4 W/m ² K	1,6 W/m ² K
70 mm	1,5 W/m ² K	1,5 W/m ² K	1,5 W/m ² K	1,4 W/m ² K	1,4 W/m ² K	1,6 W/m ² K

Der Einfluss der Schraubenbefestigung in Höhe von 0.3 W/m²K ist berücksichtigt.

Einbau mit Edelstahl-Anpressprofil und schwer entflammaren Dichtungen.

L'influence de la fixation à vis de 0.3 W/m²K est prise en compte.

Montage avec profilé de fixation en acier Inox et joints difficilement combustible.

The 0.3 W/m²K influence of the screw fixing is taken into account.

Installation with stainless steel clamping section and flame retardant gaskets.



VISS Fire TV
Brandschutzverglasung
Klasse E

Hinweis:

Bei der Auswahl von Schnittpunkten, Konstruktions-Details und Bauanschlüssen sind die landesspezifischen Brandschutz-Zulassungen und Vorschriften zwingend zu beachten!



VISS Fire TV
Vitrage pare-flammes
Classe E

Note:

Les certificats de protection incendie et les prescriptions spécifiques au pays doivent être impérativement respectés lors du choix des coupe de détails, des détails de construction et des raccordements au mur!



VISS Fire TV
Fire protection glazing
Class E

Note:

When selecting section details, construction details and attachment to structure, the national fire-protection approvals and regulations must be observed (mandatory)!

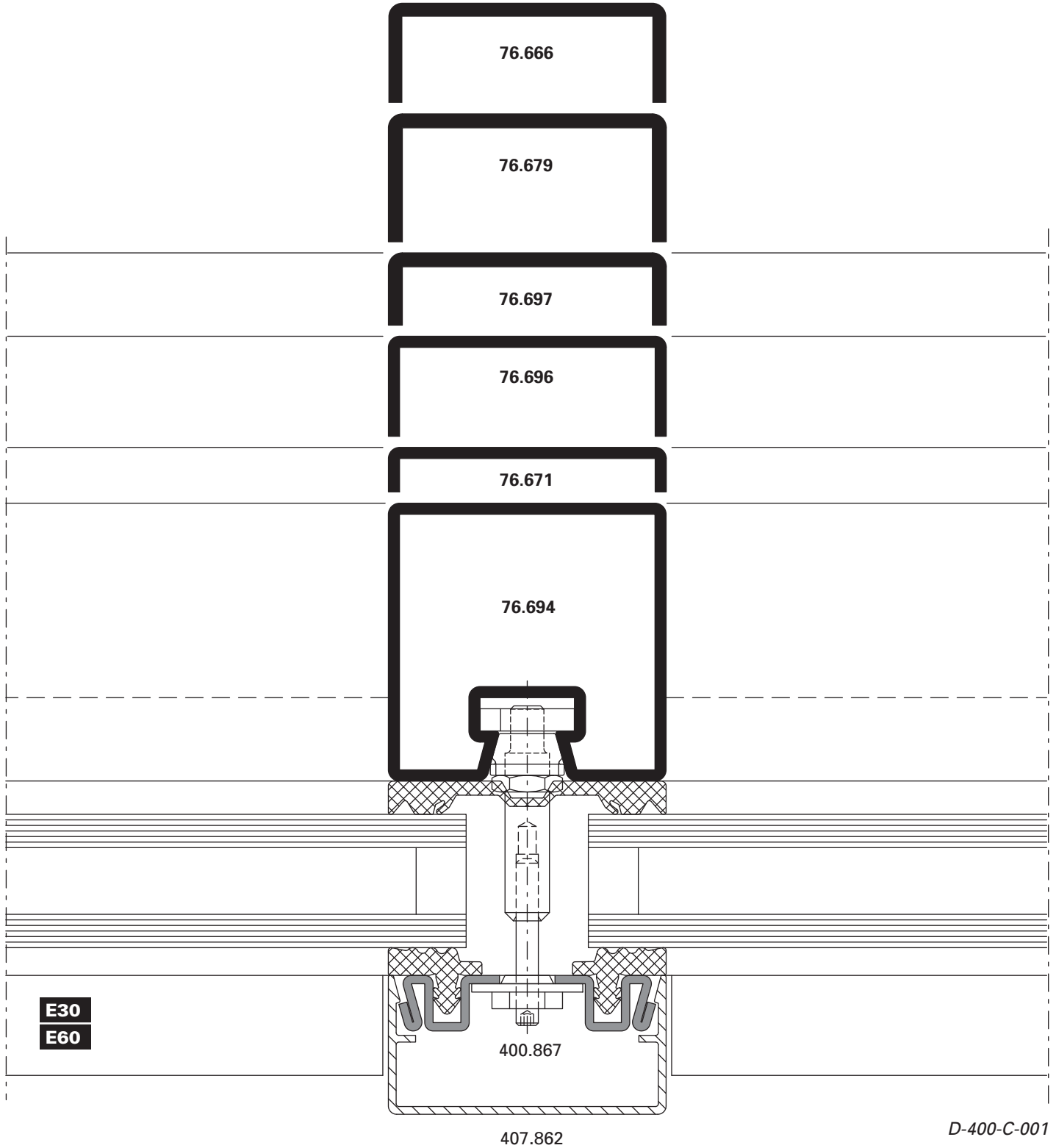
«The Brit Oval» Stadion des Surrey County Cricket Club, London/UK (Architekt: HOK SVE, London/UK)



Pfosten-Detail

Détail du montant

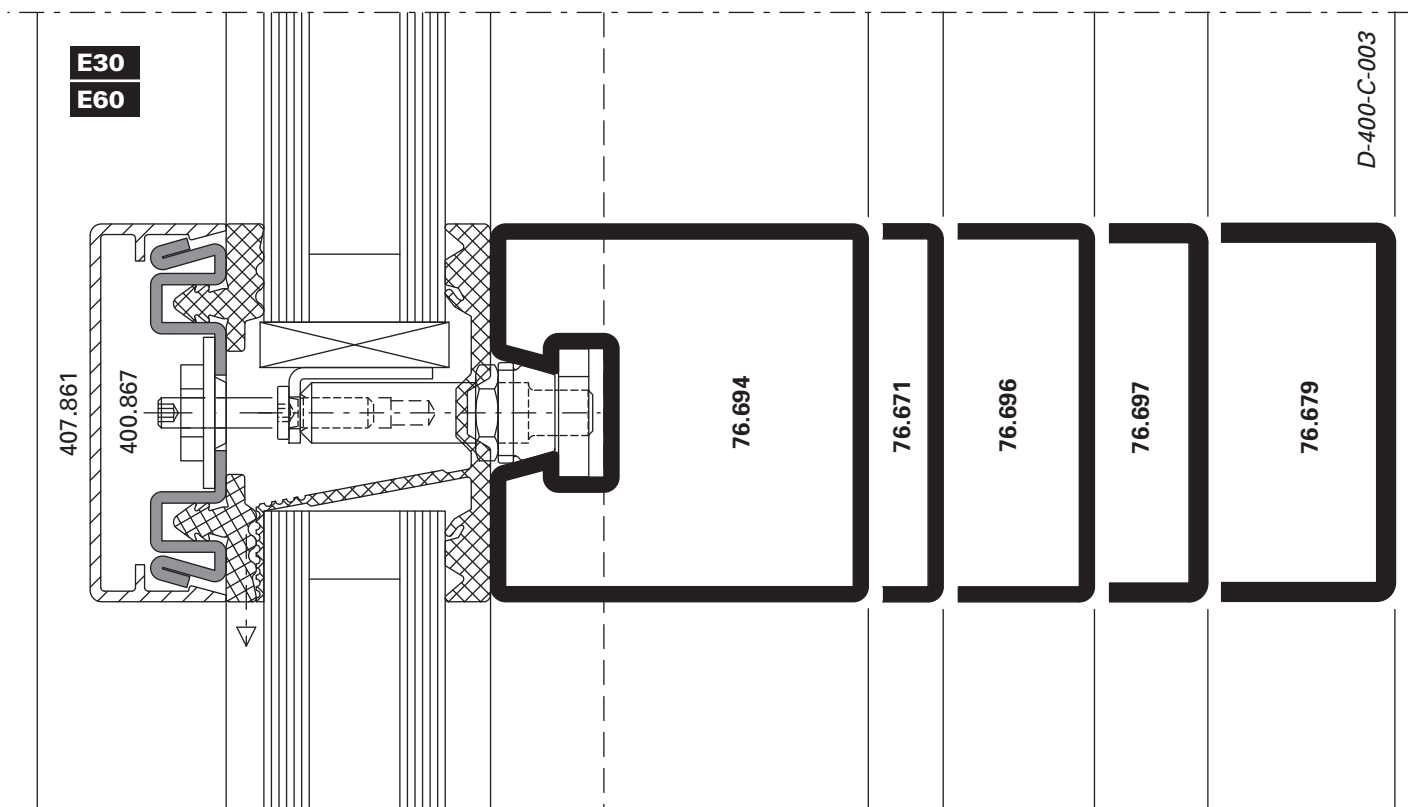
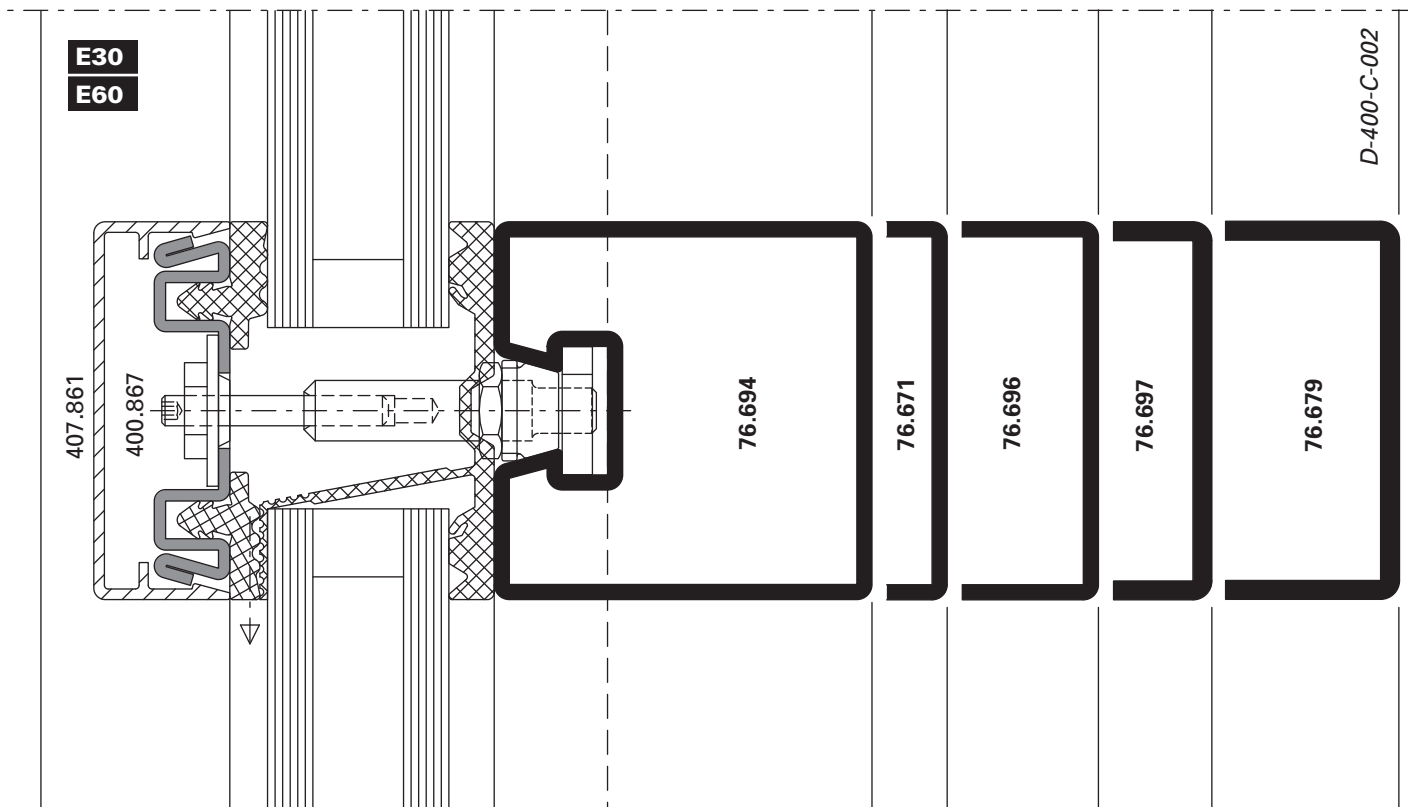
Detail of mullion



Riegel-Detail

Détail de la traverse

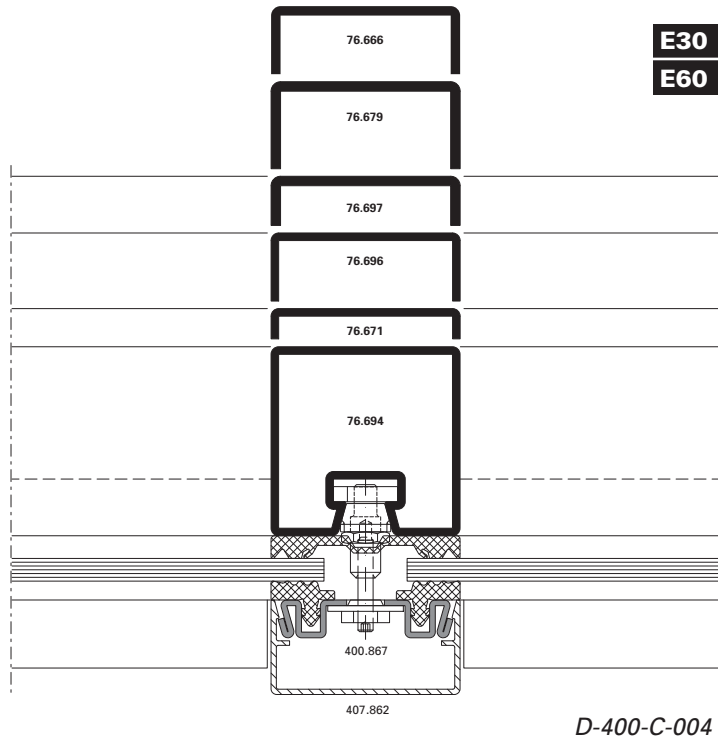
Detail of transom



Pfosten-Detail

Détail du montant

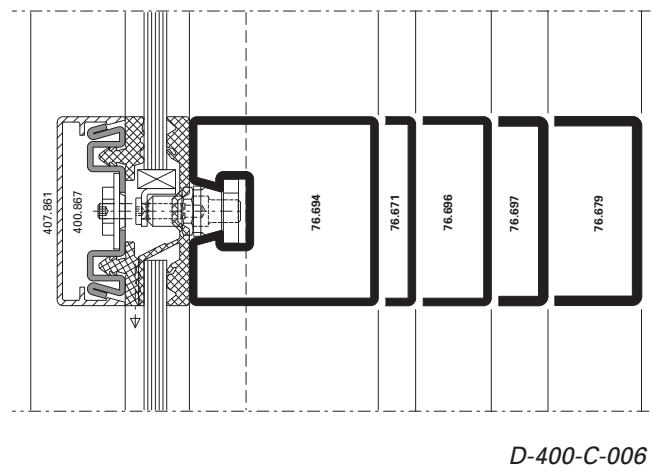
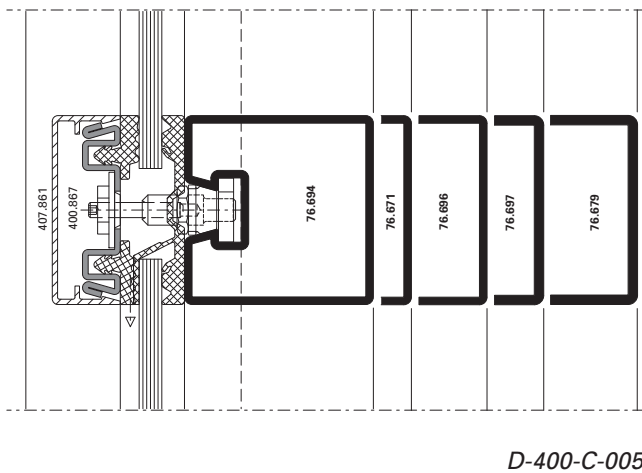
Detail of mullion



Riegel-Detail

Détail de la traverse

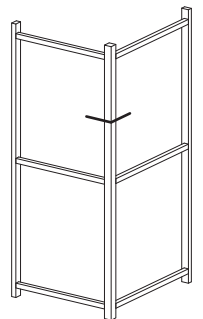
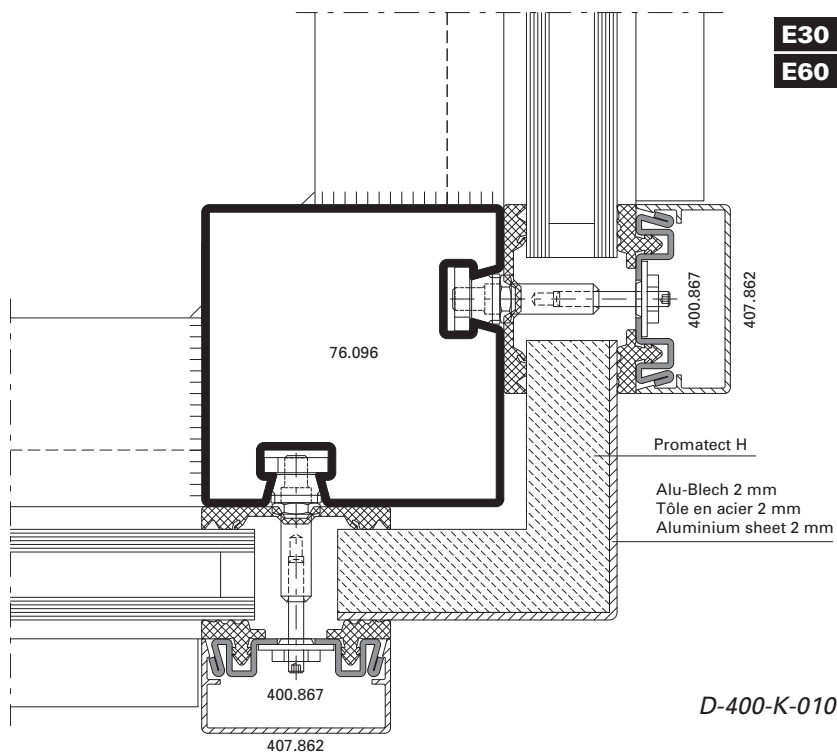
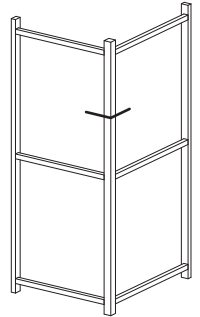
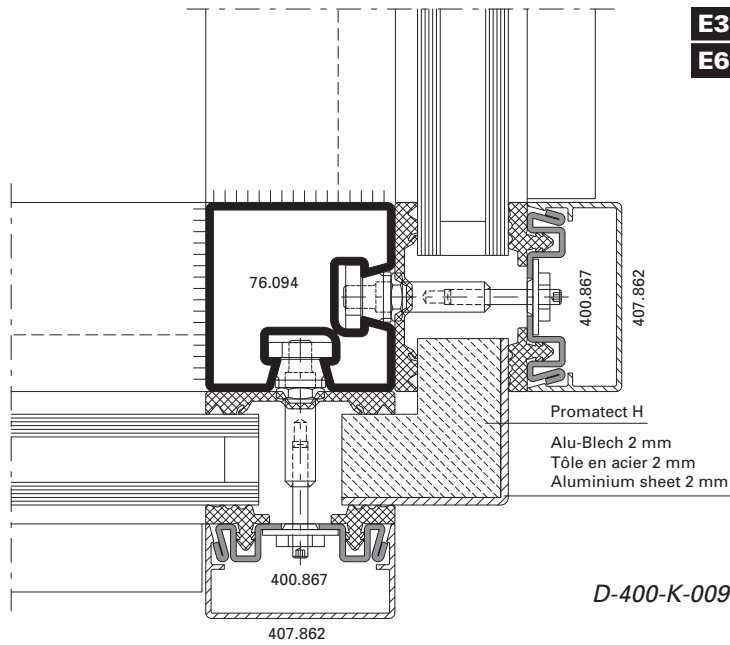
Detail of transom



Eckausbildung 90°

Formation d'angle 90°

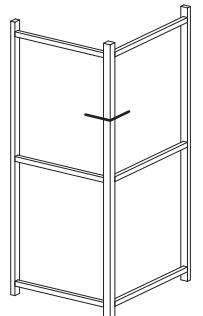
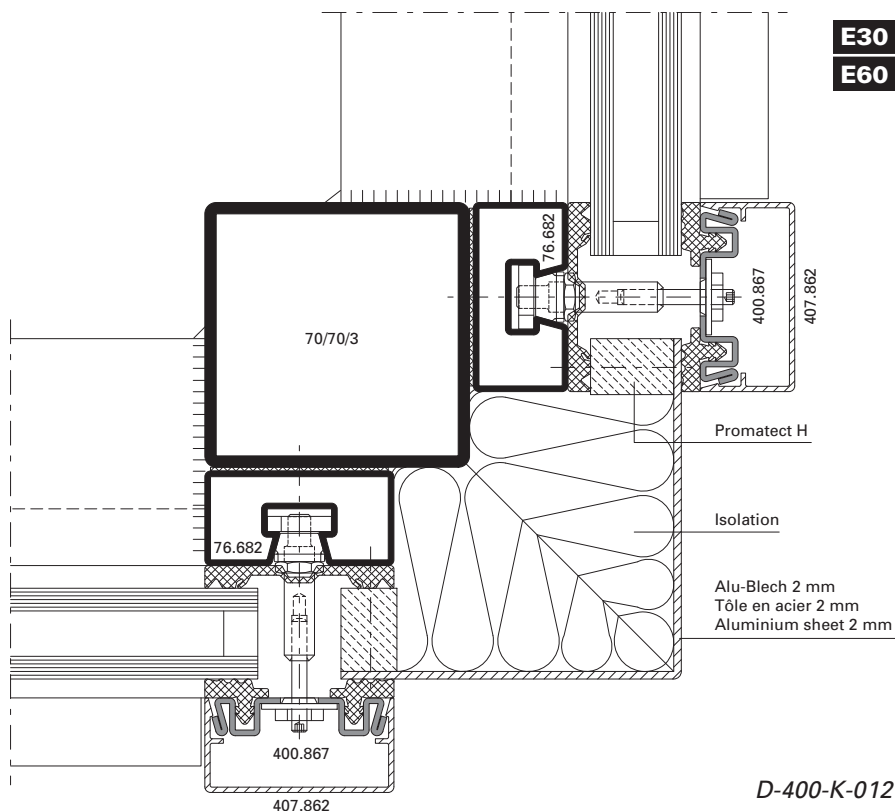
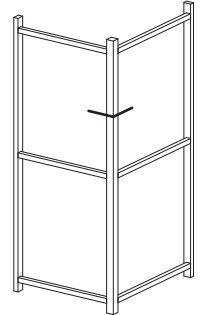
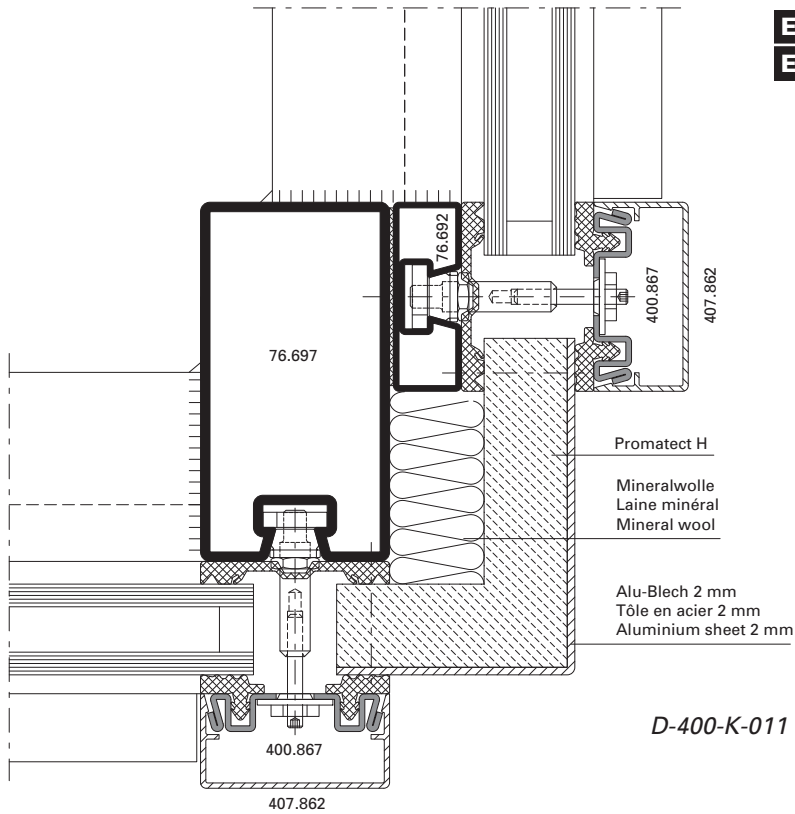
90° corner construction



Eckausbildung 90°

Formation d'angle 90°

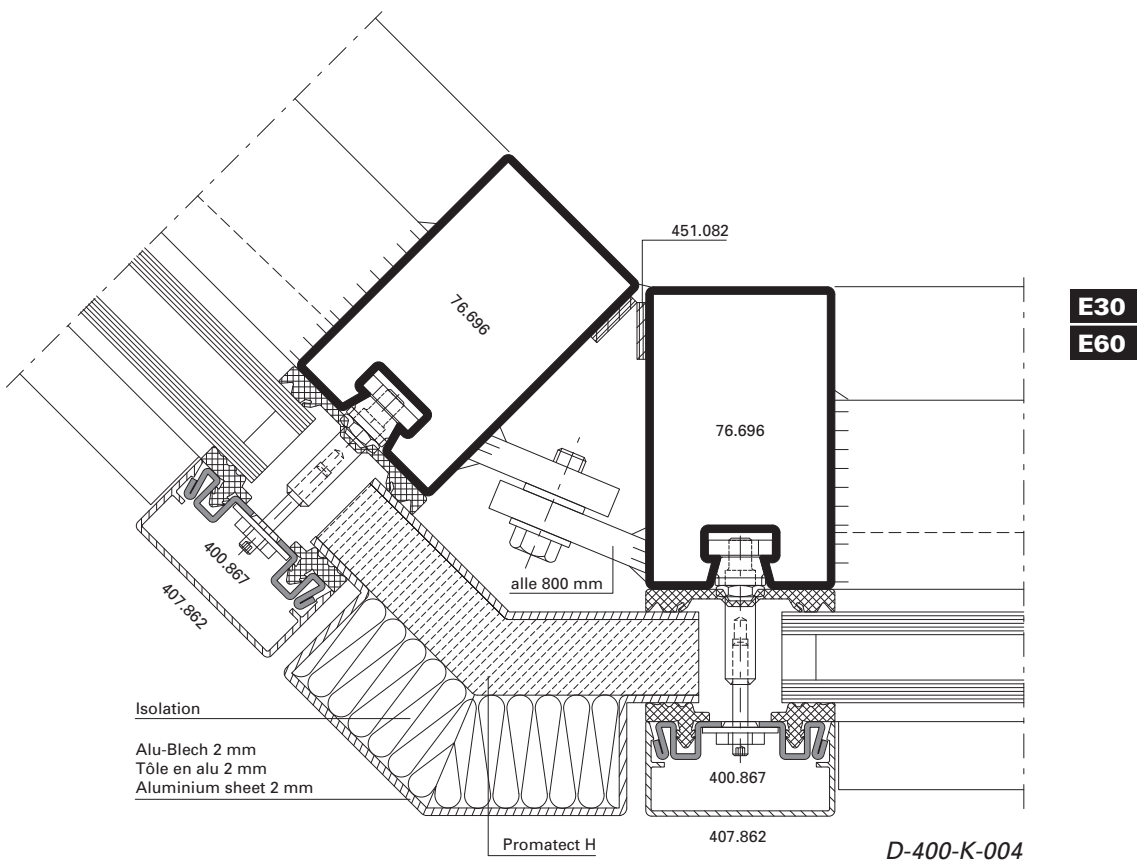
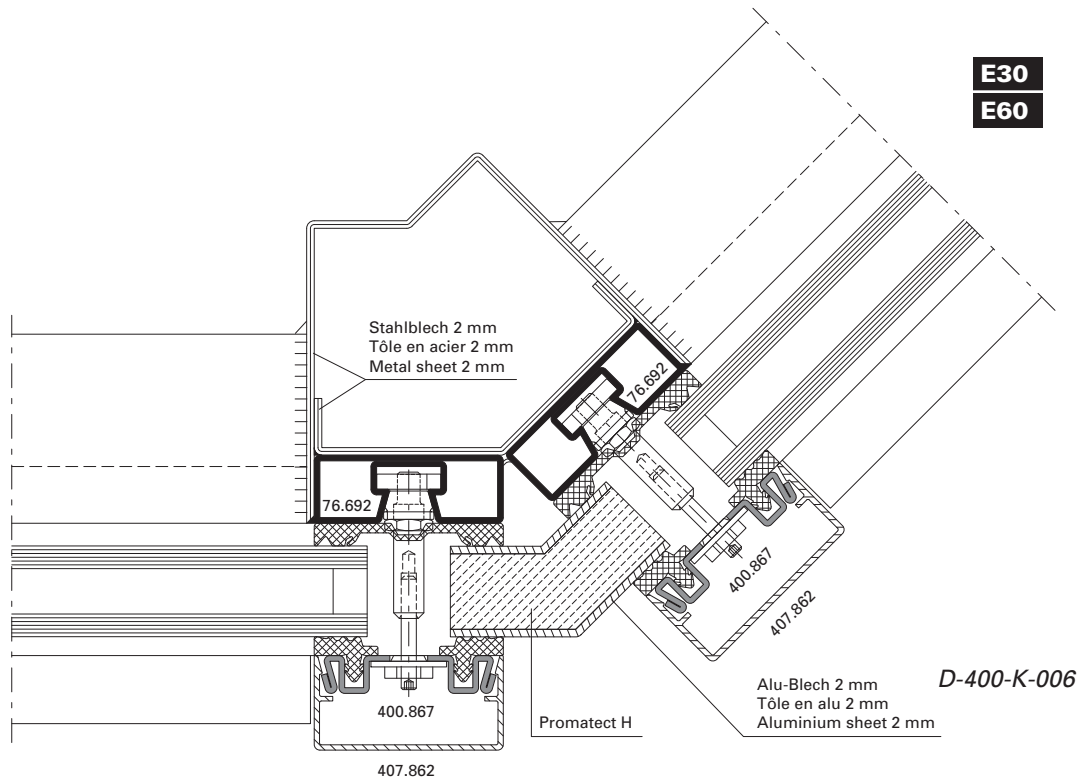
90° corner construction



Aussenecke 135°

Angle extérieur 135°

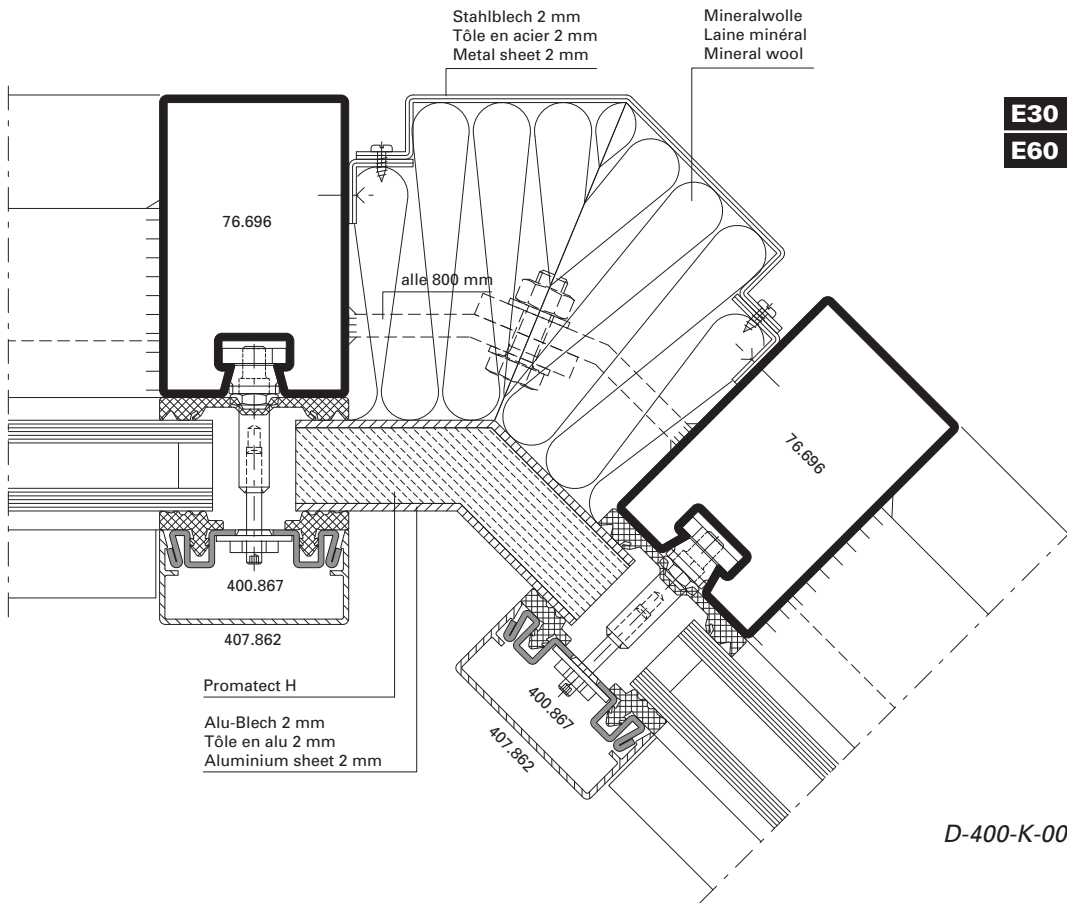
Outer corner 135°



Innenecke 135°

Angle intérieur 135°

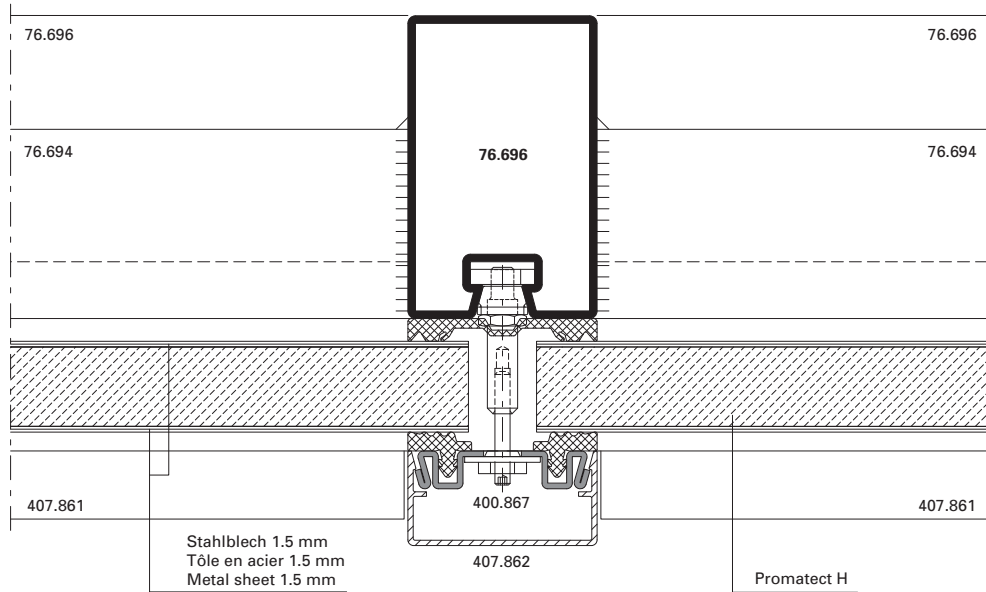
Inner corner 135°



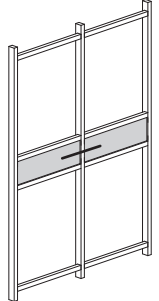
Panel-Ausbildungen

Agencements de panneau

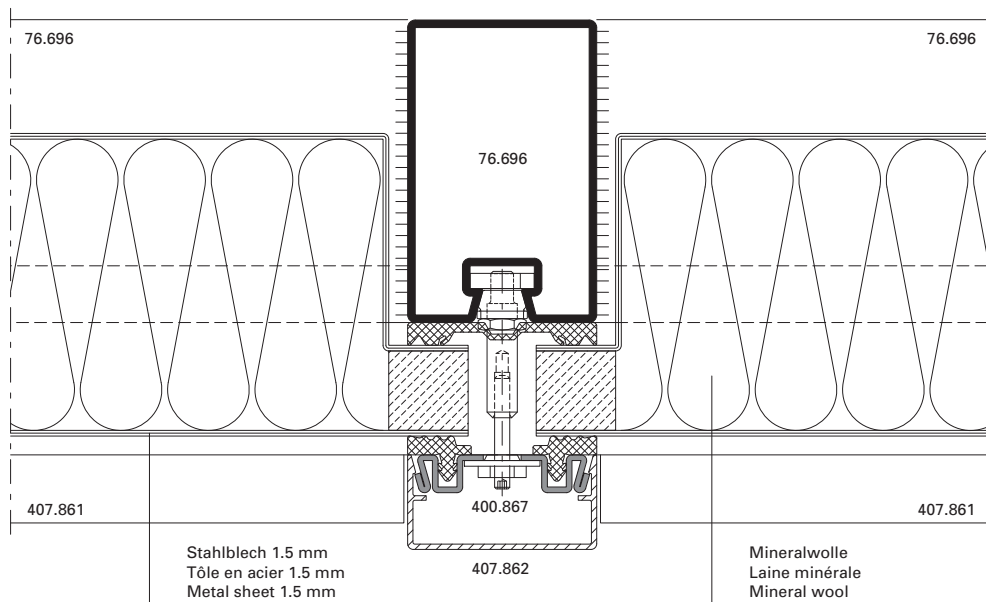
Panel designs



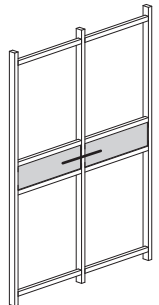
E30
E60



D-400-K-001



E30
E60

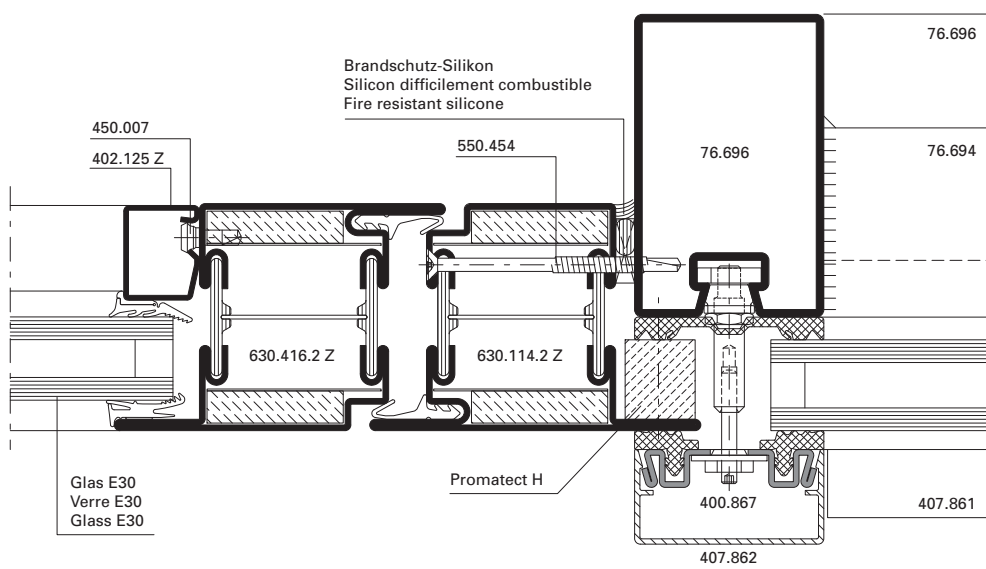


D-400-K-002

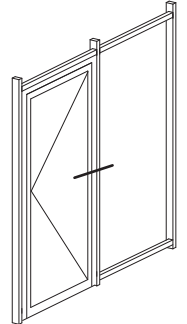
Einsatzelemente Türen

Éléments de remplissage portes

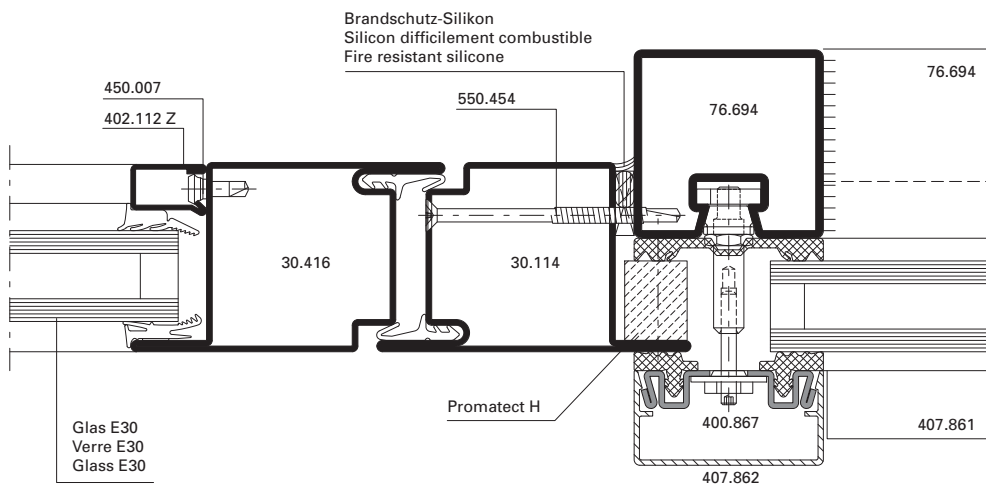
Infill elements doors



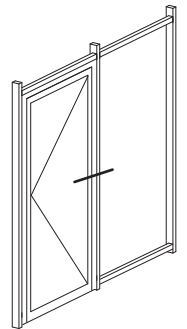
E30
E60



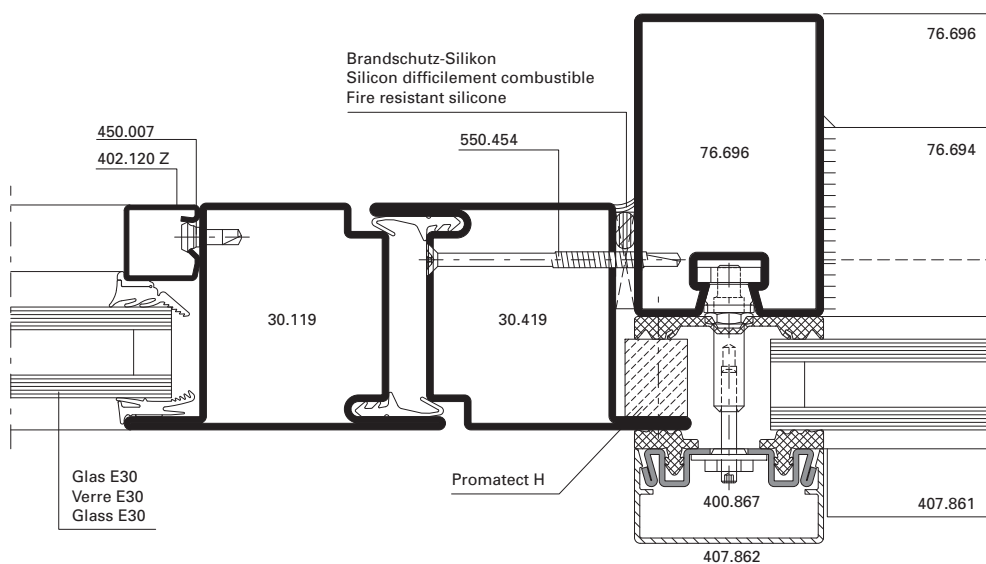
D-400-K-003



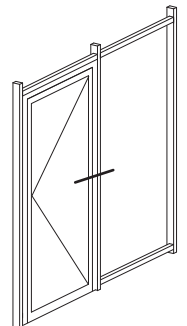
E30
E60



D-400-K-007



E30
E60

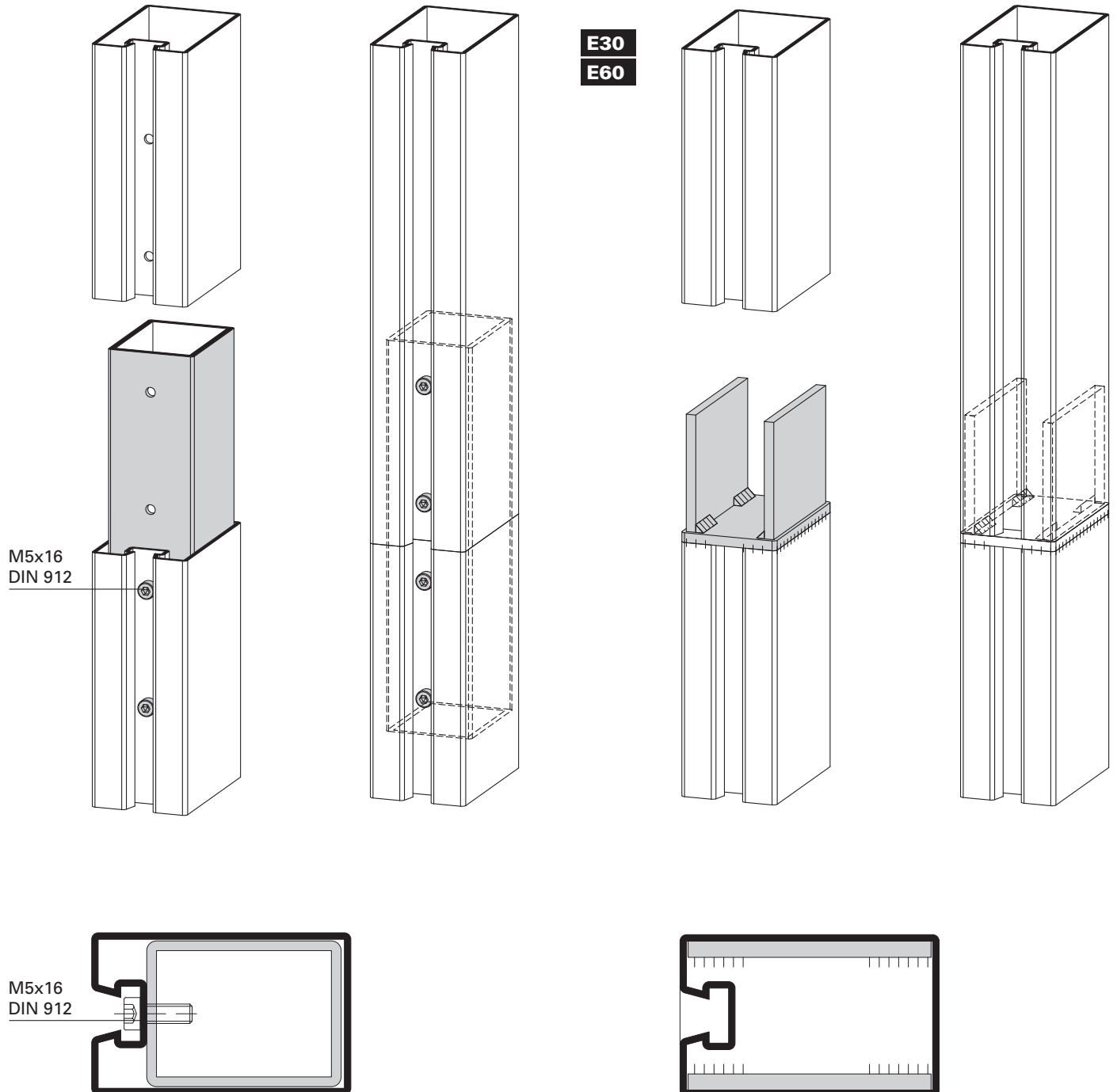


D-400-K-008

Pfostenstoss

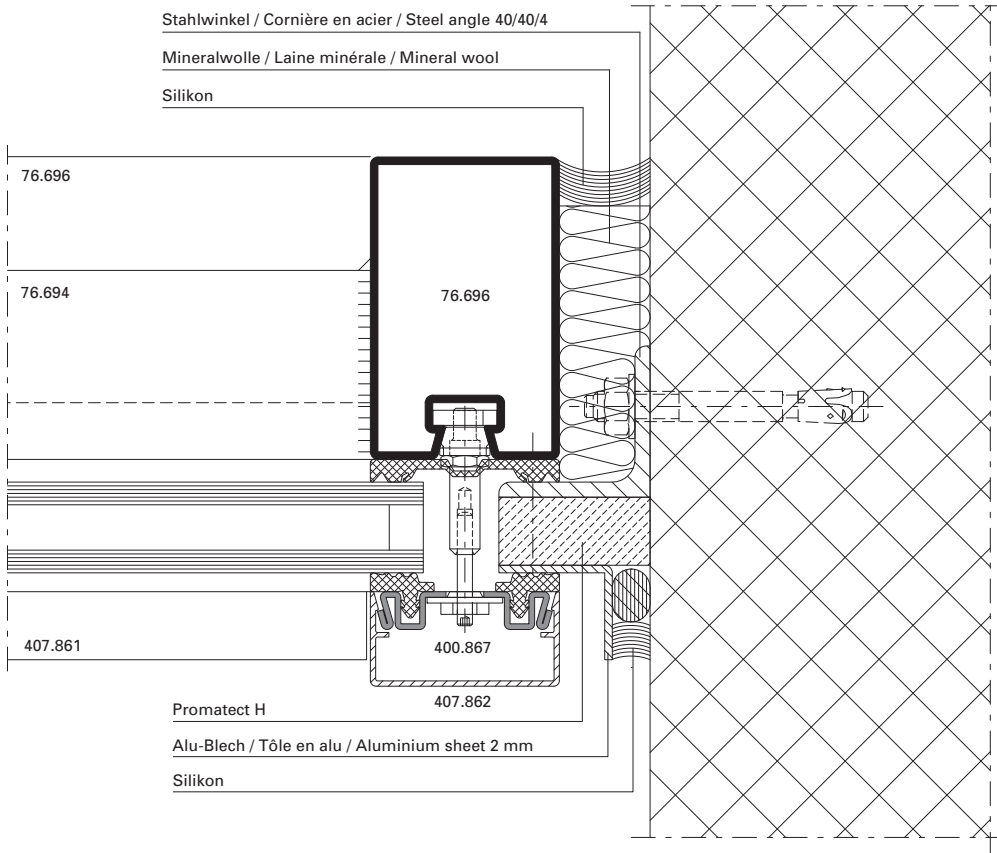
Joint de montant

Mullion joint

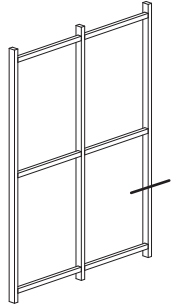


Anschlüsse am Bau im Massstab 1:2
Raccordement au mur à l'échelle 1:2
Attachment to structure on scale 1:2

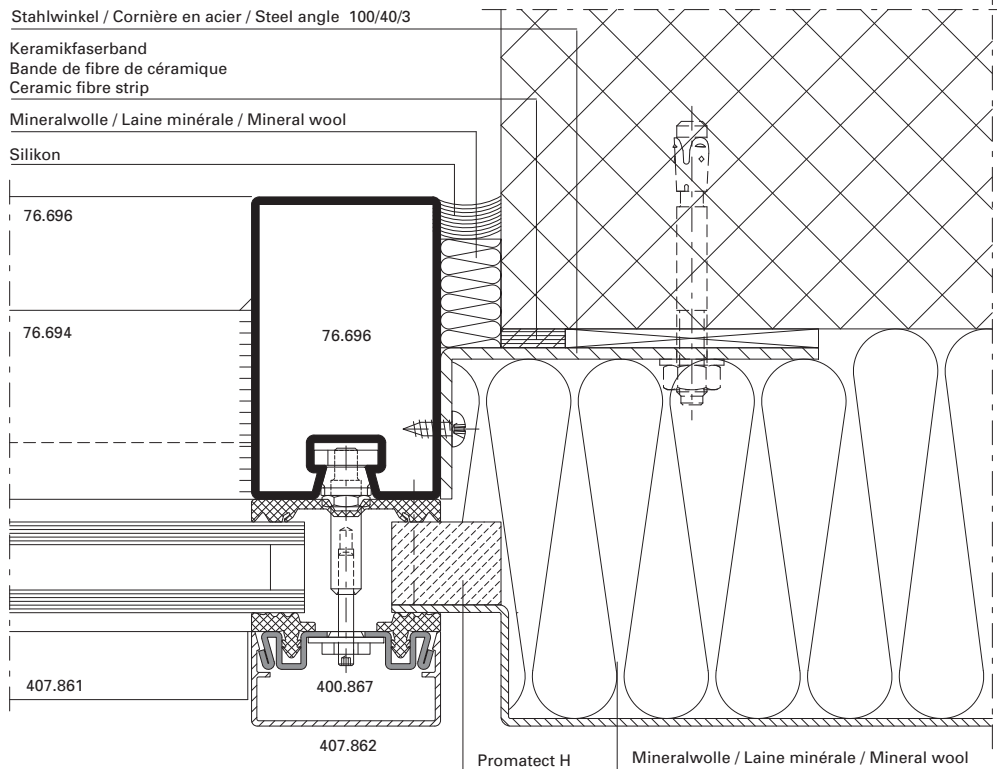
VISS Fire TV
 VISS Fire TV
 VISS Fire TV



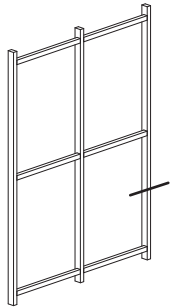
E30
E60



D-400-A-001



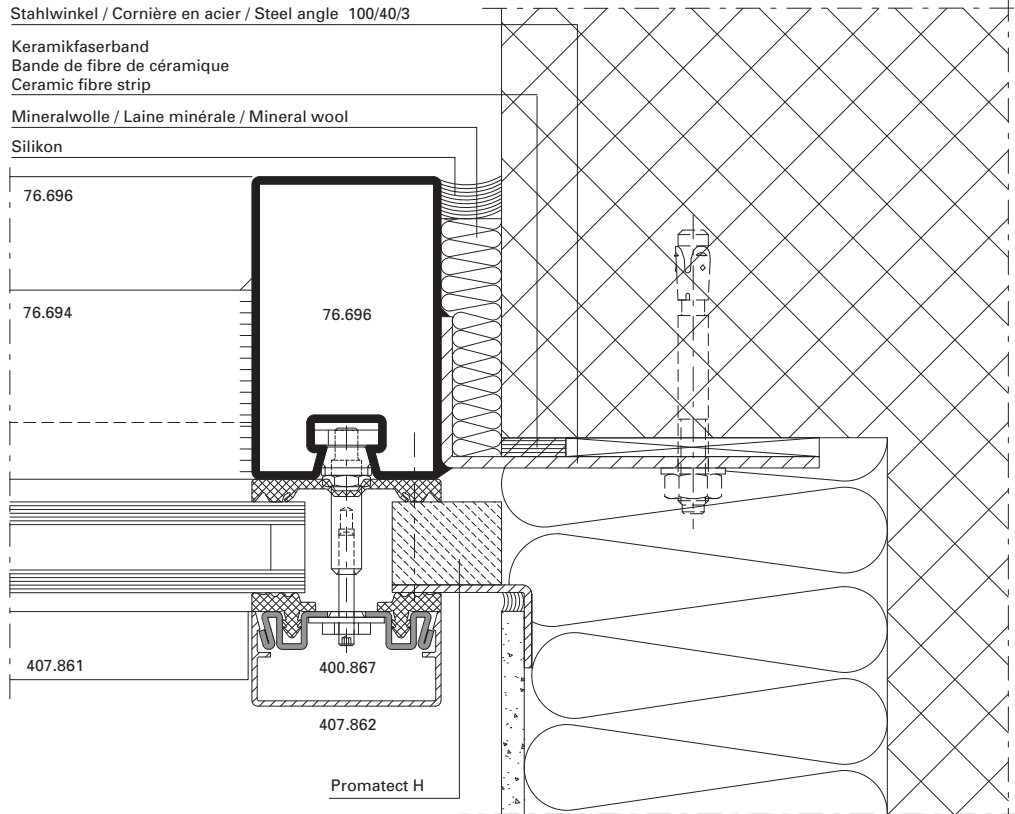
E30
E60



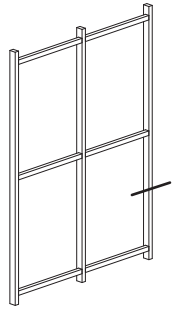
D-400-A-002

Anschlüsse am Bau im Masstab 1:2
Raccordement au mur à l'échelle 1:2
Attachment to structure on scale 1:2

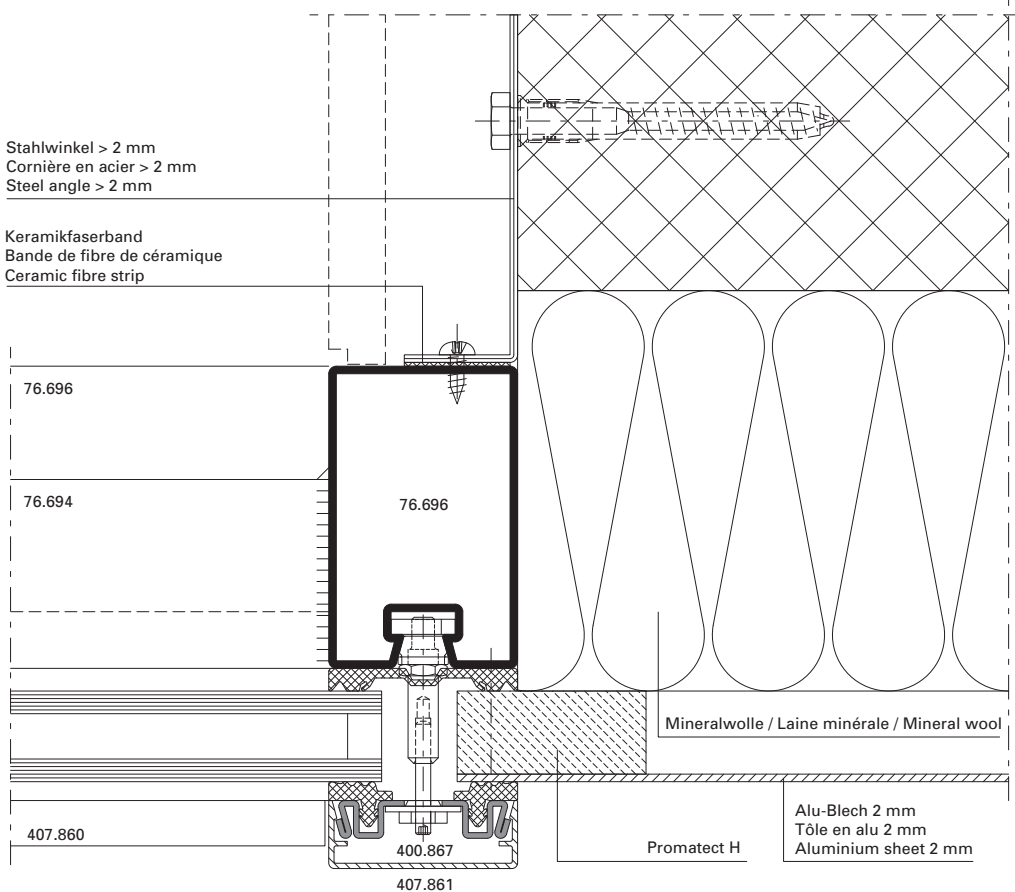
VISS Fire TV
 VISS Fire TV
 VISS Fire TV



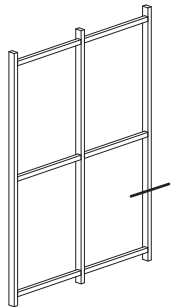
E30
E60



D-400-A-003



E30
E60



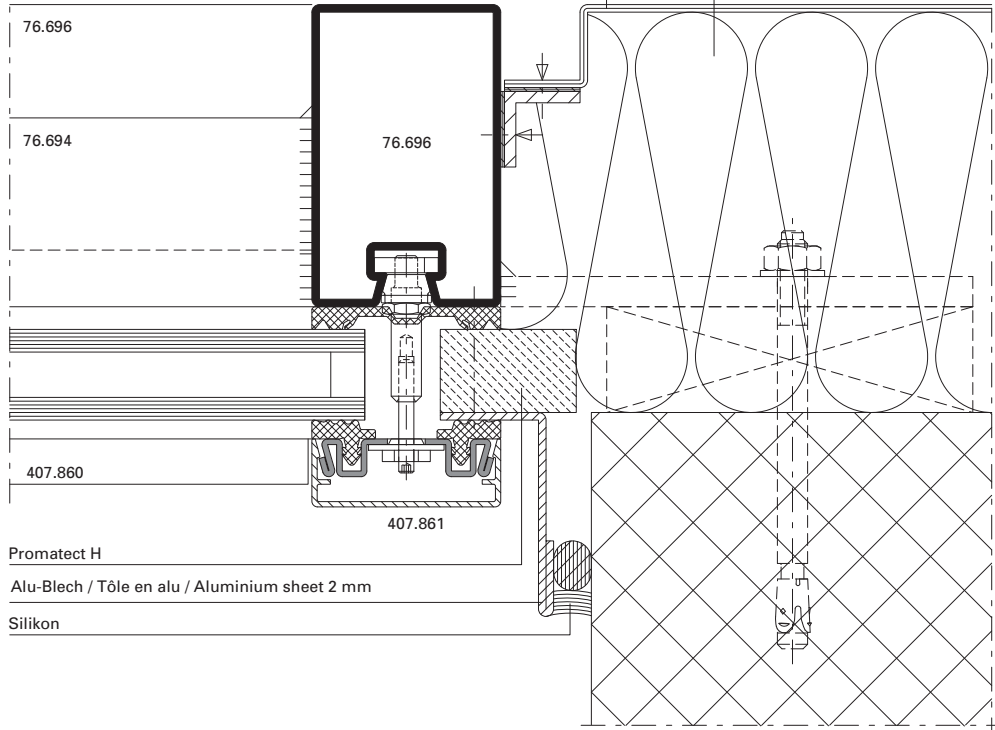
D-400-A-004

Anschlüsse am Bau im Masstab 1:2
Raccordement au mur à l'échelle 1:2
Attachment to structure on scale 1:2

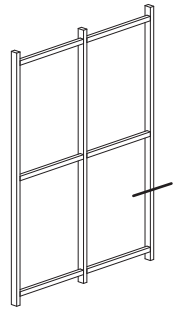
VISS Fire TV
 VISS Fire TV
 VISS Fire TV

Mineralwolle / Laine minérale / Mineral wool

Stahl-Blech / Tôle en acier / Steel sheet 2 mm



E30
E60

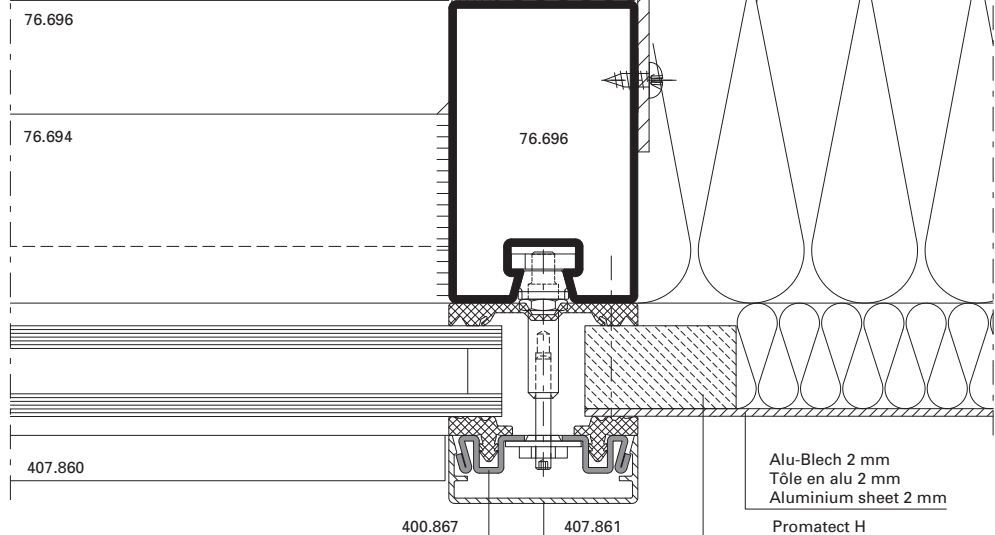


D-400-A-005

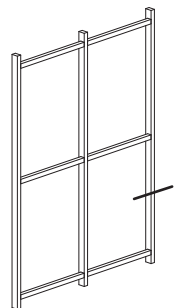
Mineralwolle / Laine minérale / Mineral wool

Stahlwinkel / Cornière en acier / Steel angle 60/60/3

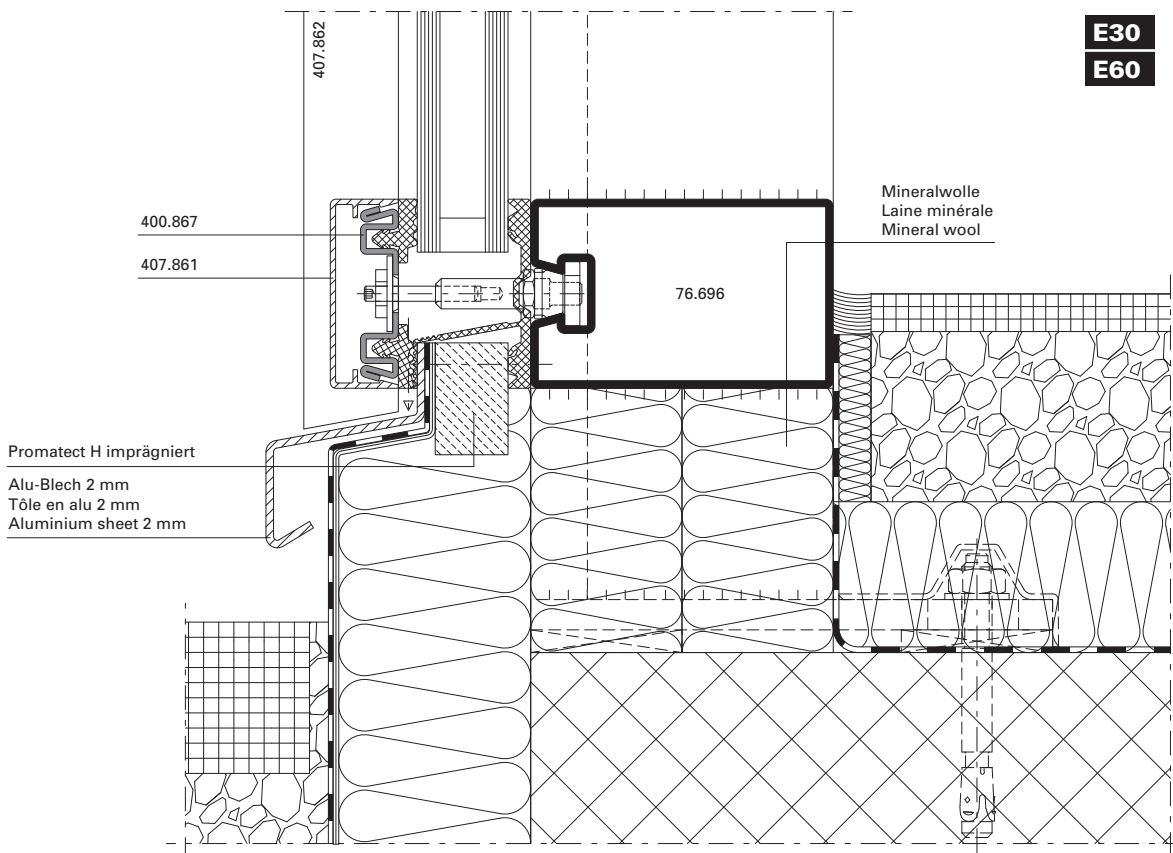
Silikon



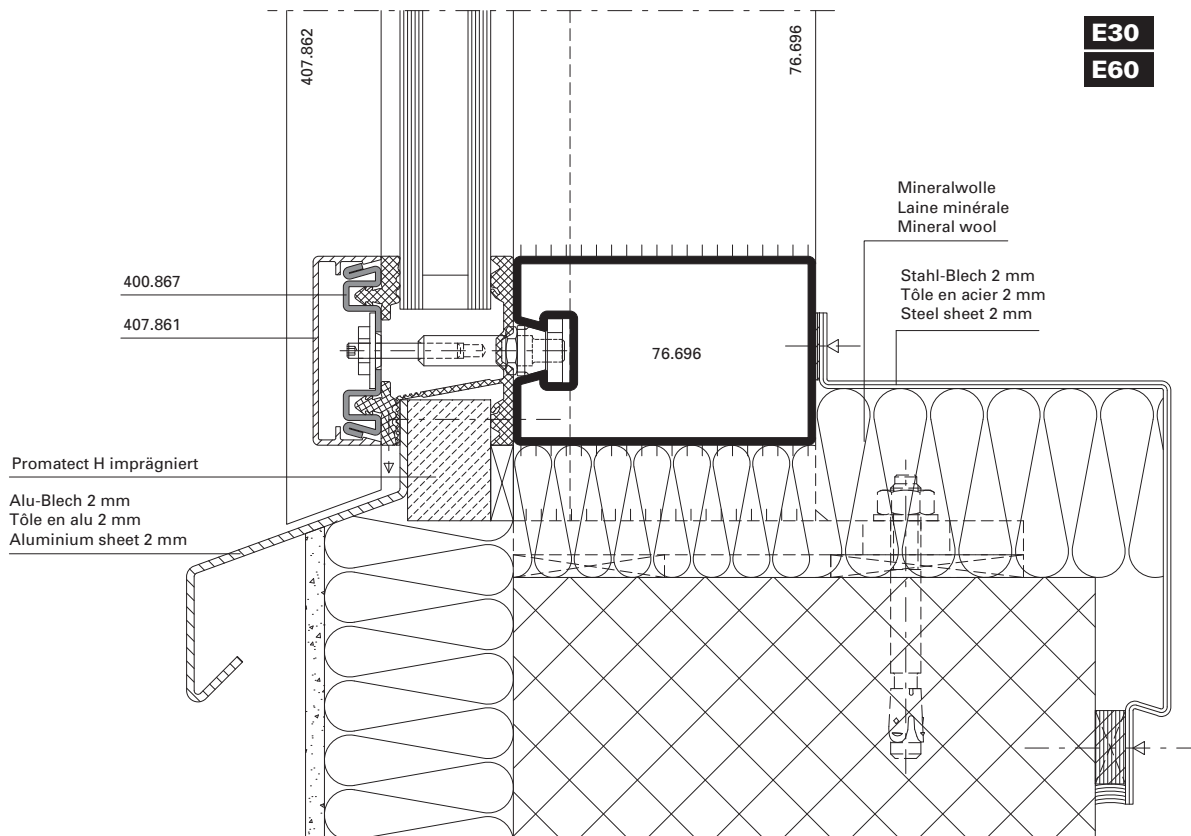
E30
E60



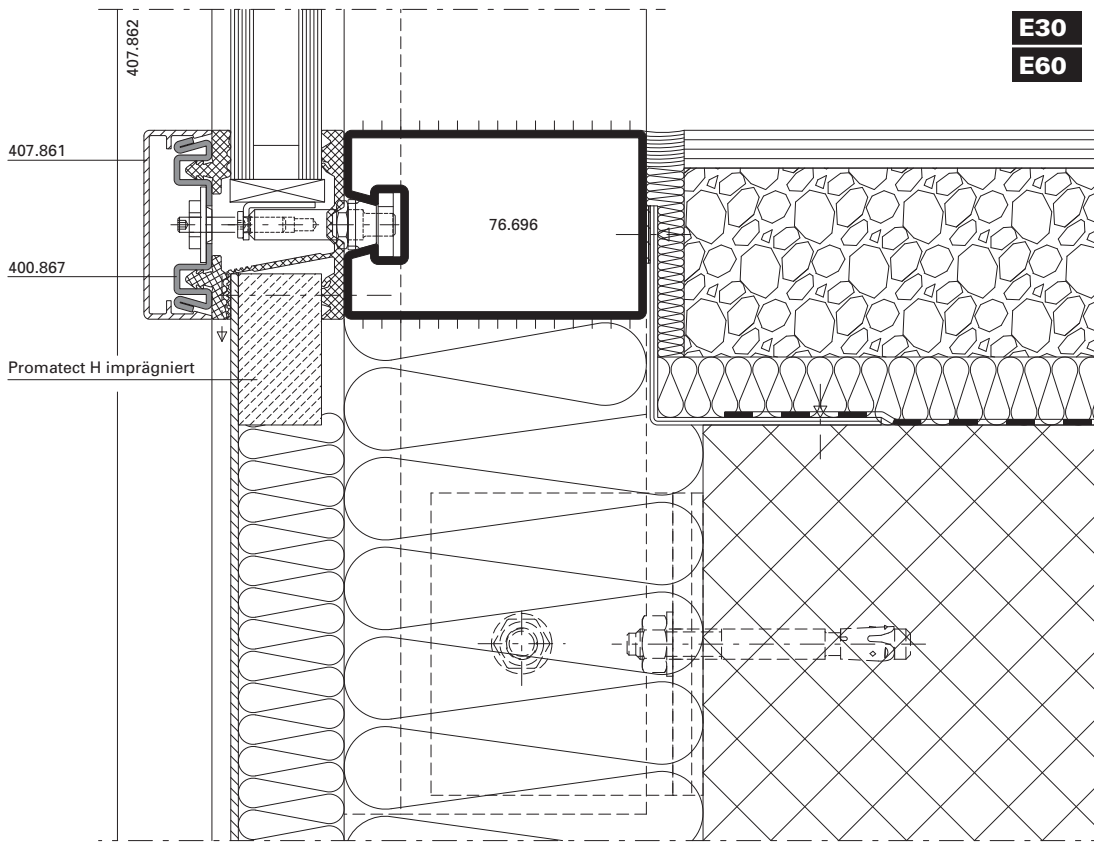
D-400-A-006



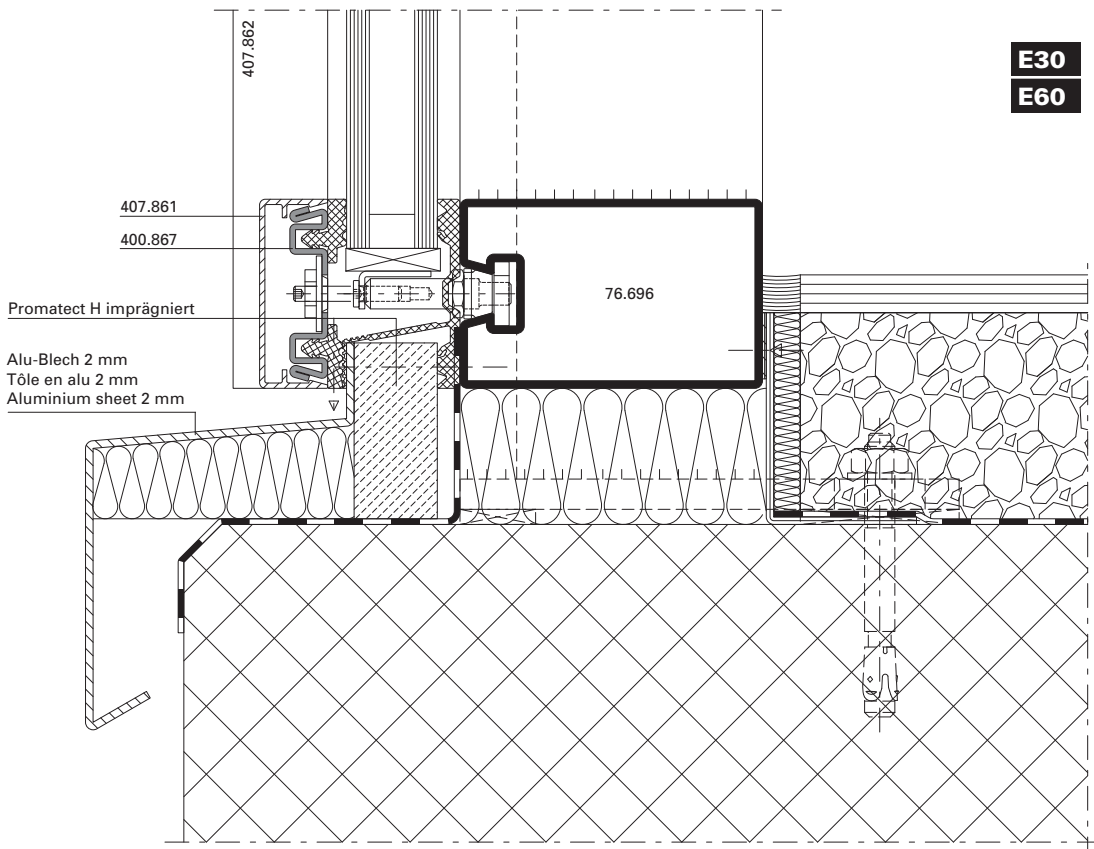
D-400-A-007



D-400-A-008



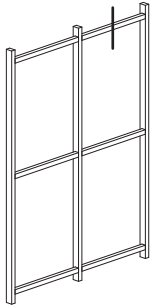
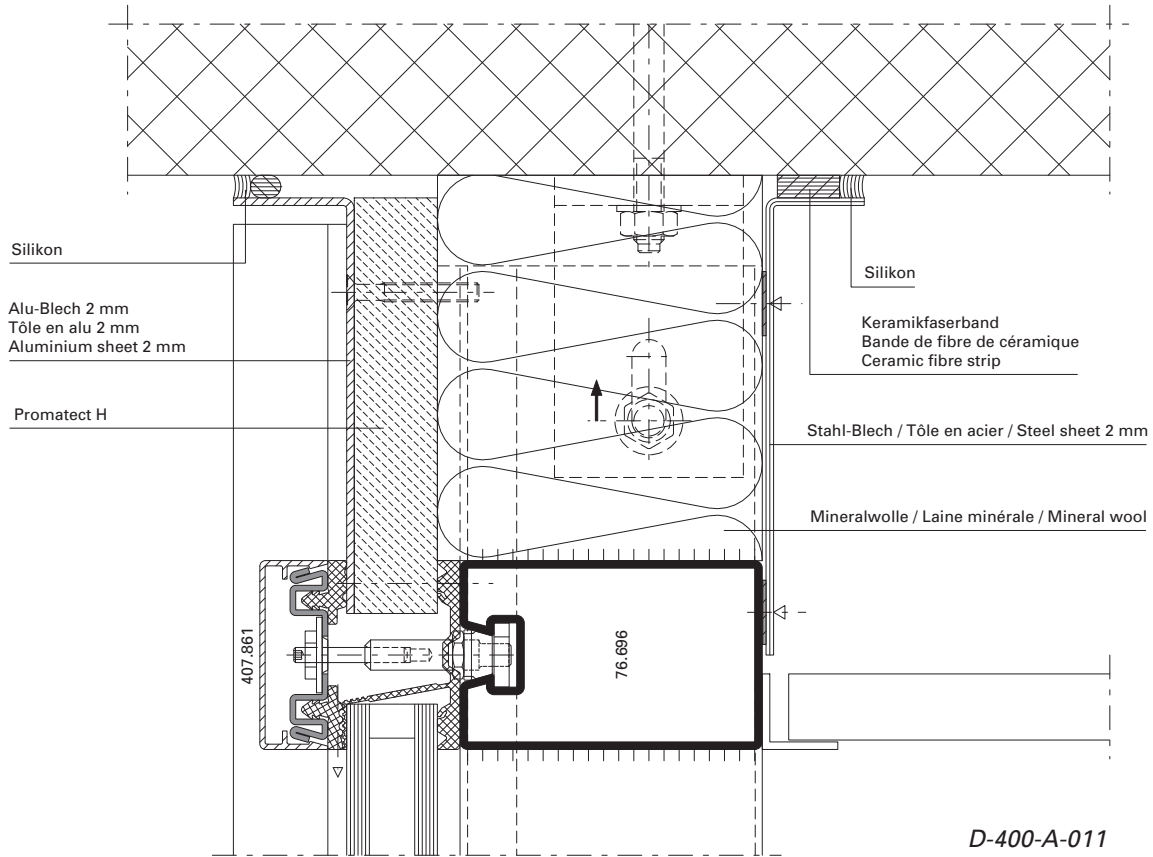
D-400-A-009



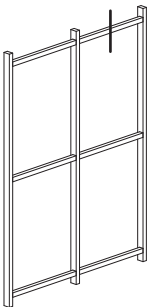
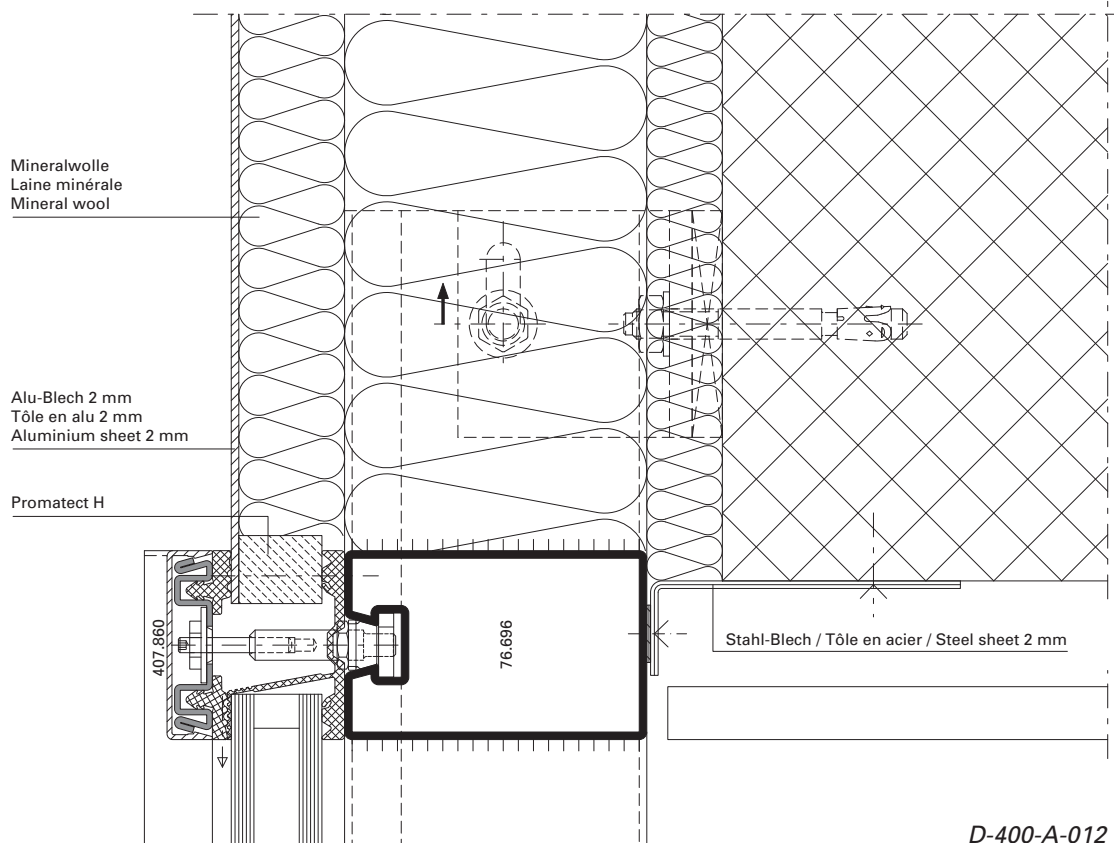
D-400-A-010

Anschlüsse am Bau im Masstab 1:2
 Raccordement au mur à l'échelle 1:2
 Attachment to structure on scale 1:2

VISS Fire TV
 VISS Fire TV
 VISS Fire TV



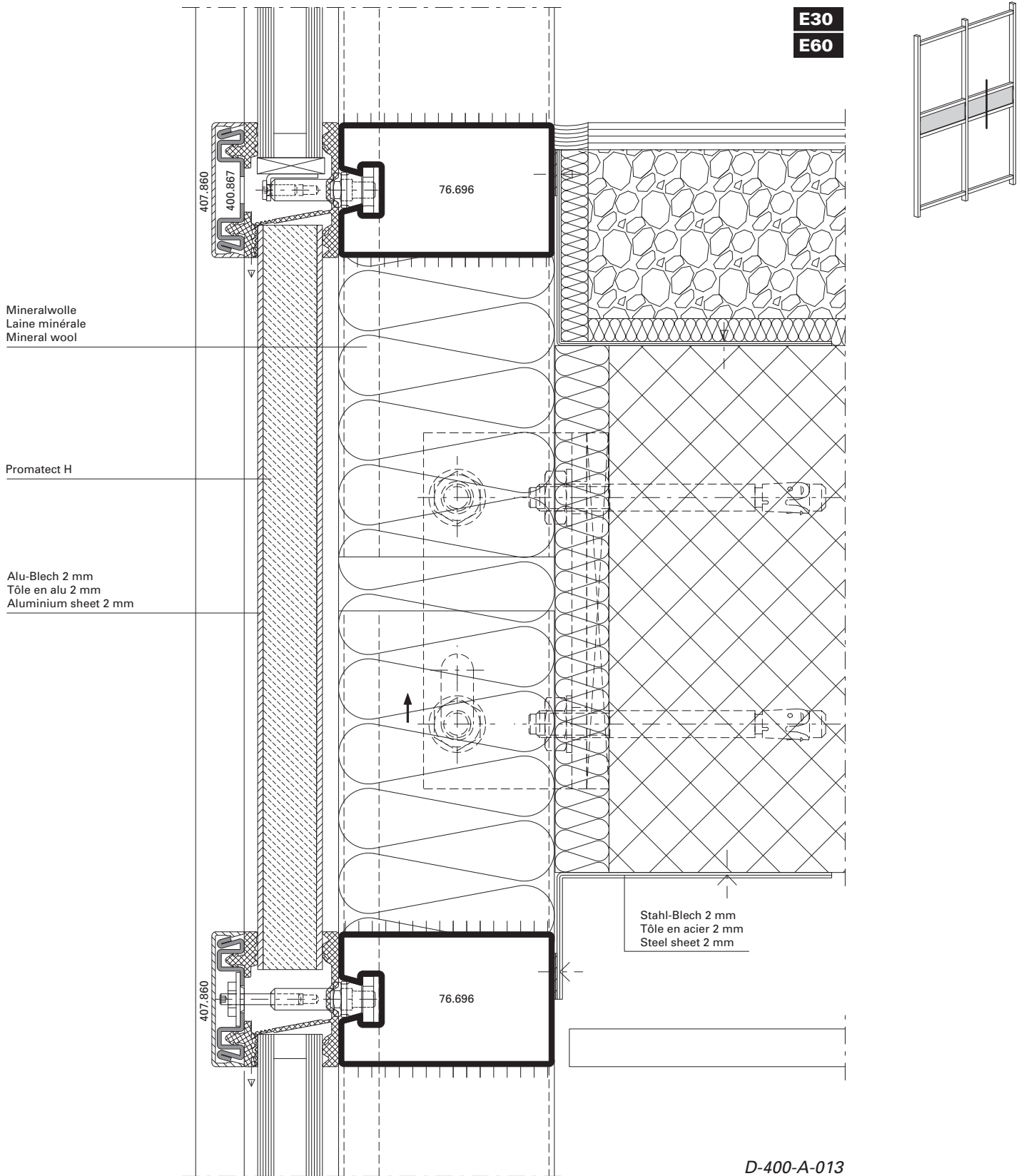
E30
E60

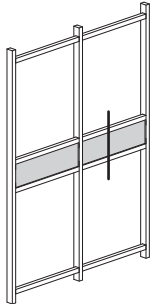
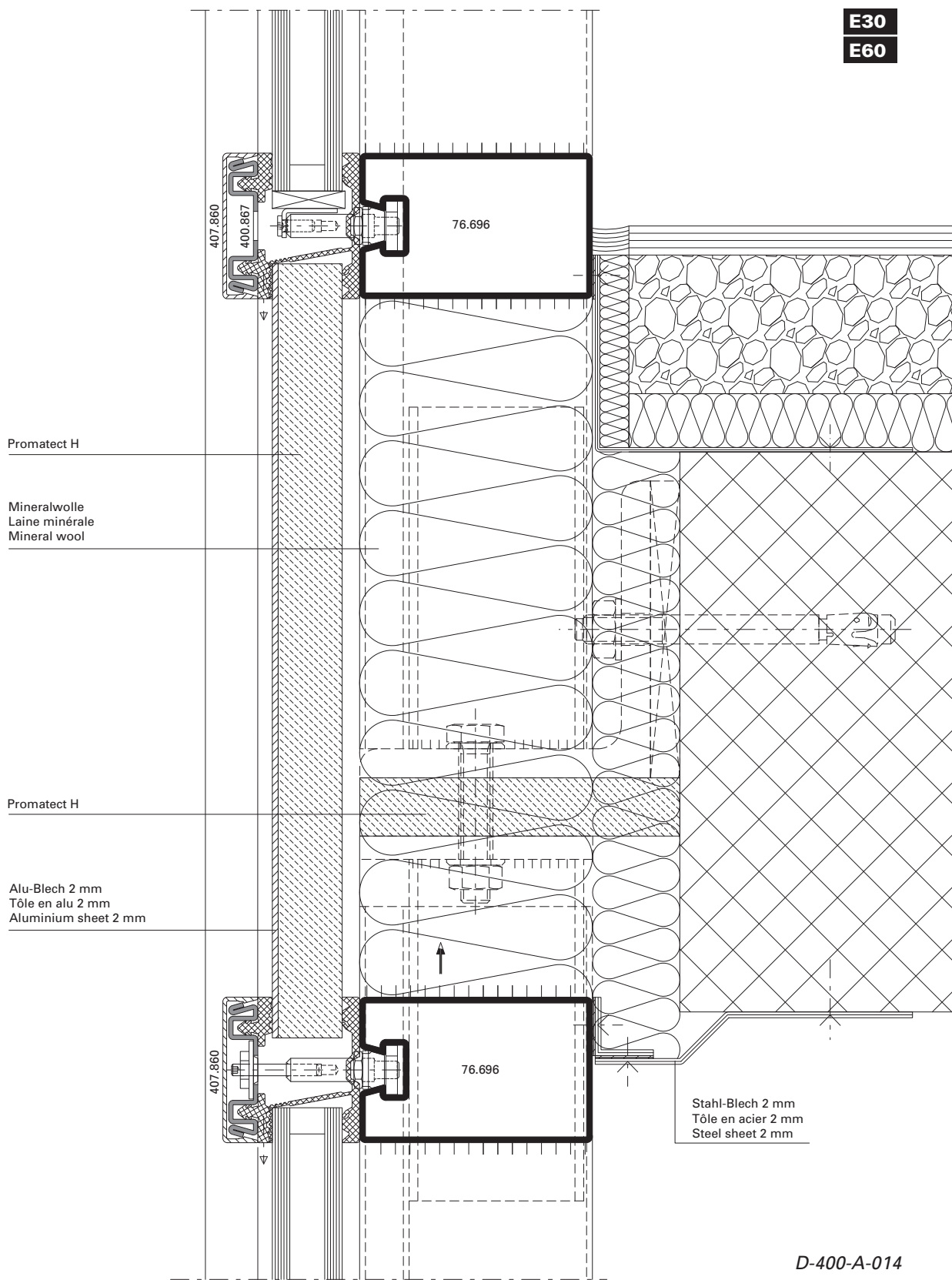


E30
E60

Anschlüsse am Bau im Masstab 1:2
Raccordement au mur à l'échelle 1:2
Attachment to structure on scale 1:2

VISS Fire TV
VISS Fire TV
VISS Fire TV

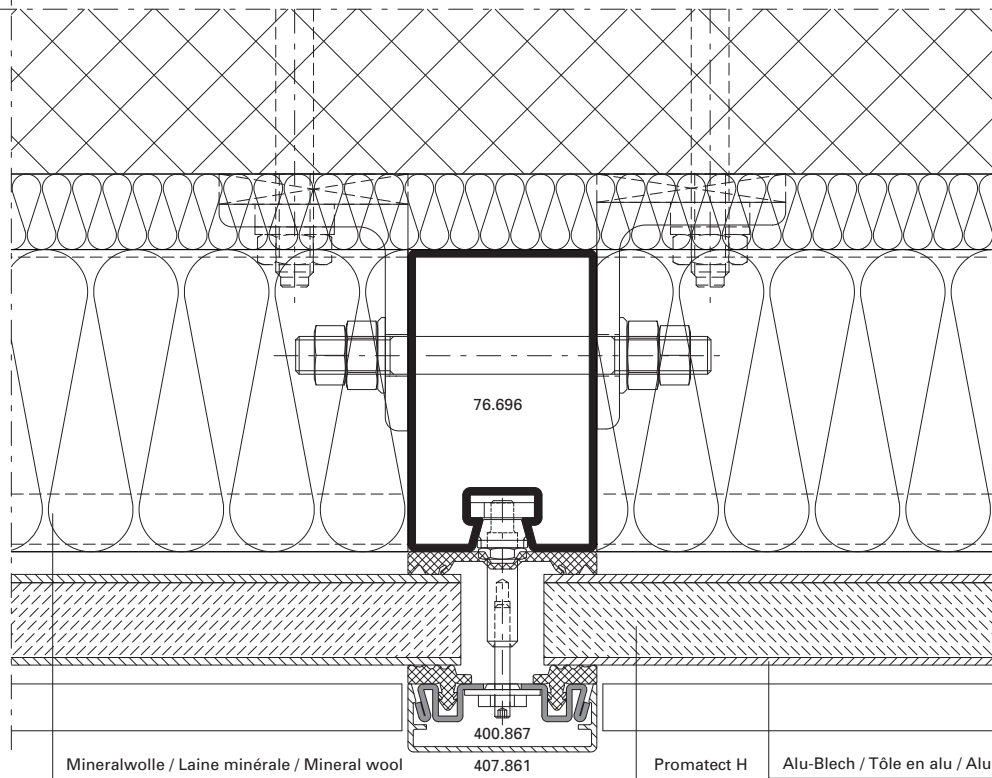




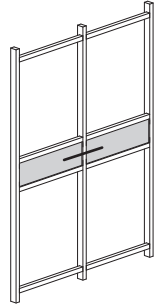
D-400-A-014

Anschlüsse am Bau im Masstab 1:2
 Raccordement au mur à l'échelle 1:2
 Attachment to structure on scale 1:2

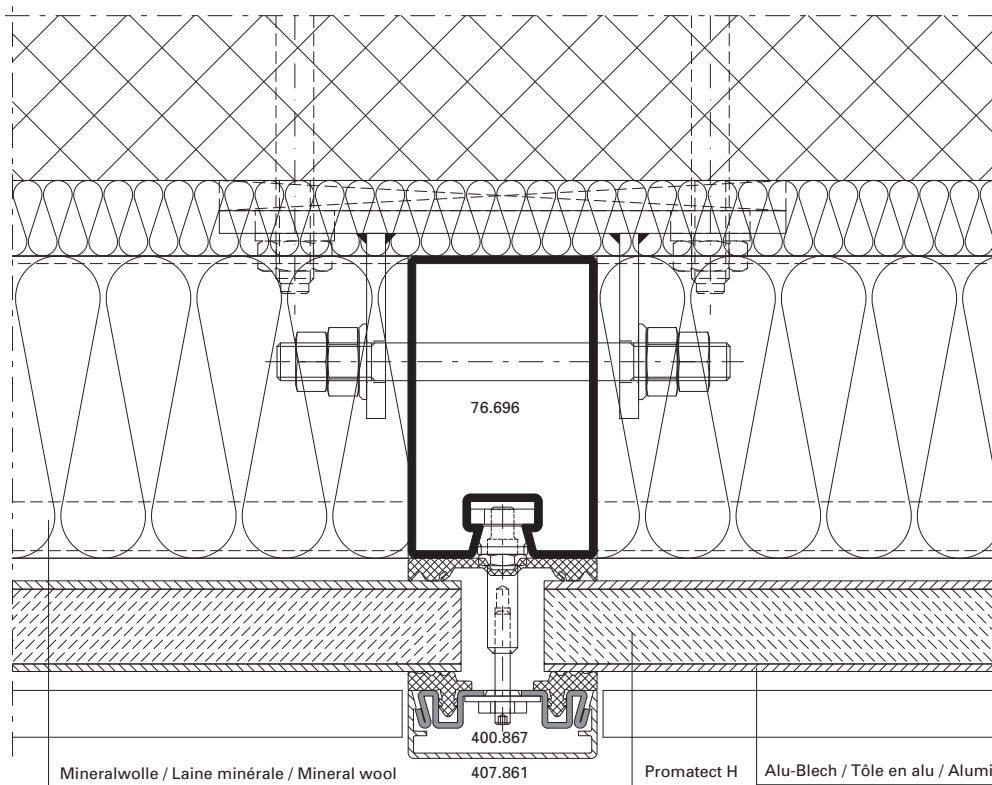
VISS Fire TV
 VISS Fire TV
 VISS Fire TV



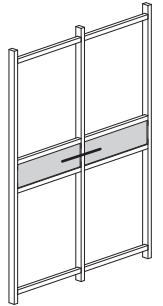
E30
 E60



D-400-A-015



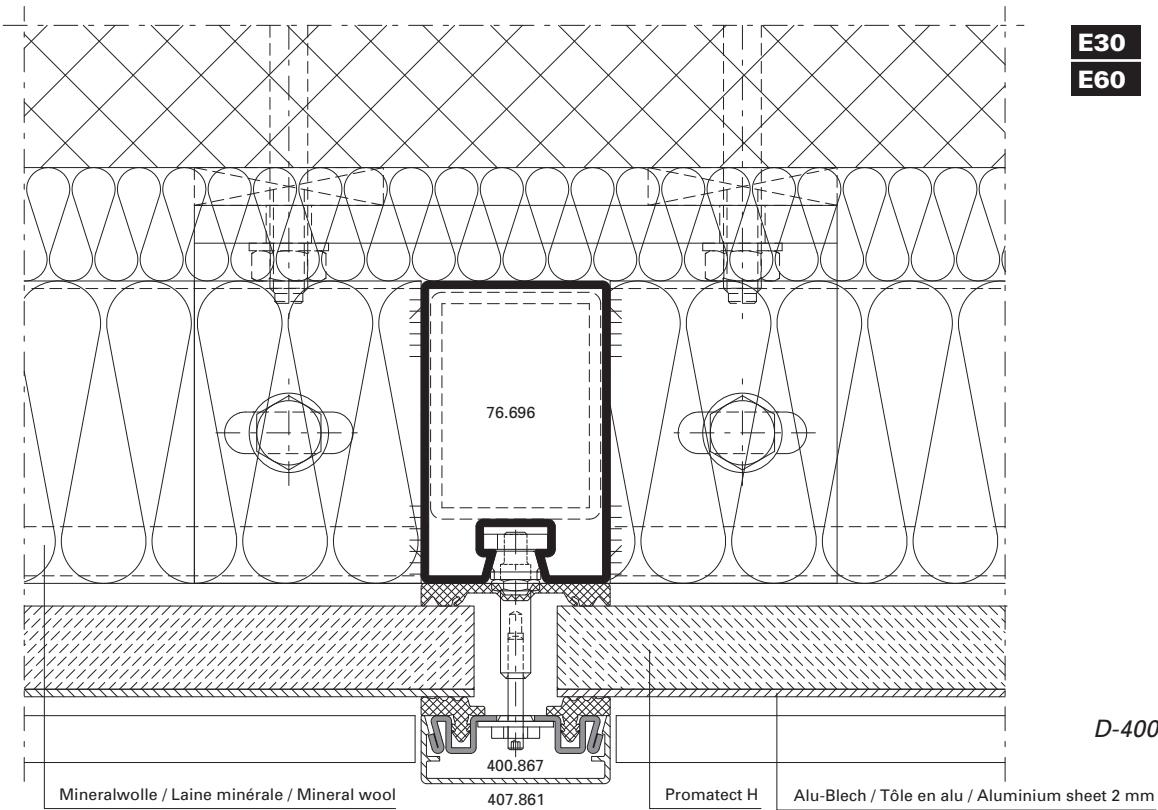
E30
 E60



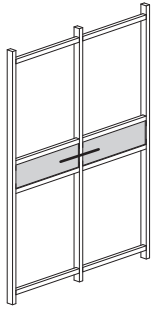
D-400-A-016

Anschlüsse am Bau im Masstab 1:2
 Raccordement au mur à l'échelle 1:2
 Attachment to structure on scale 1:2

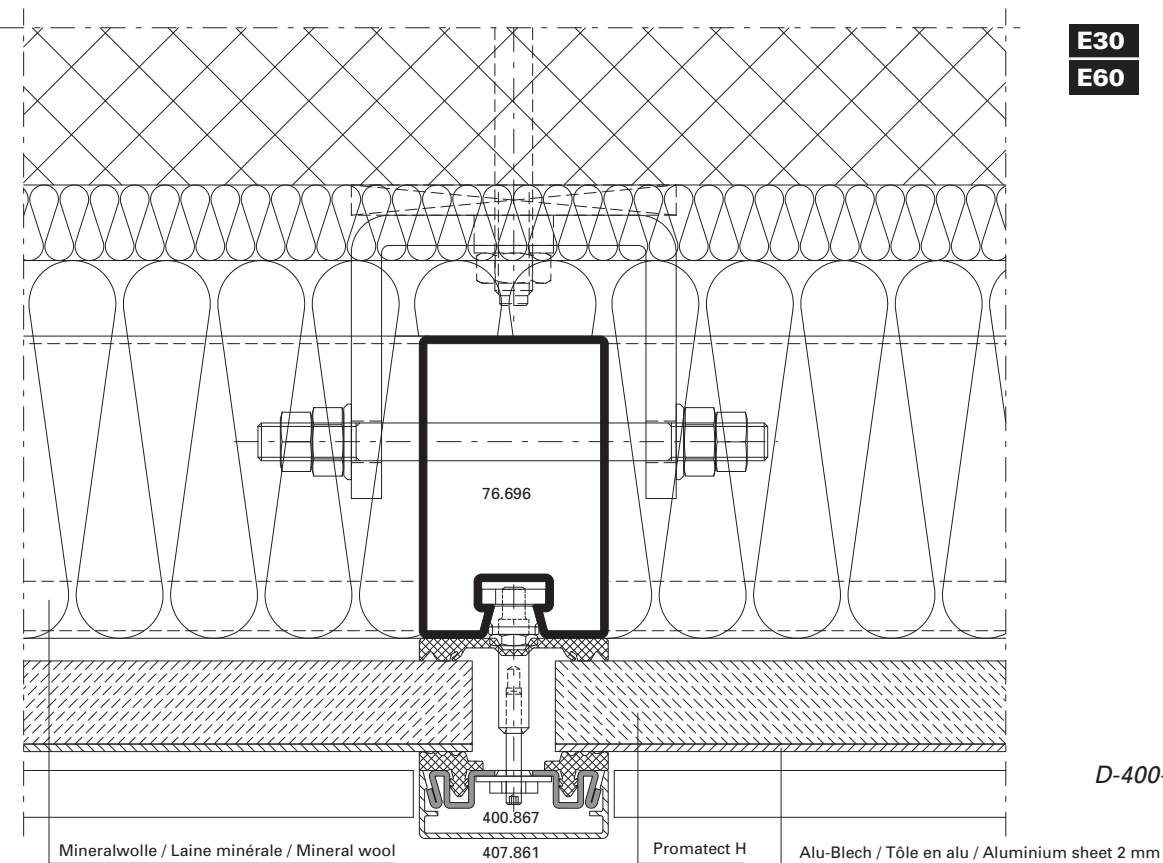
VISS Fire TV
 VISS Fire TV
 VISS Fire TV



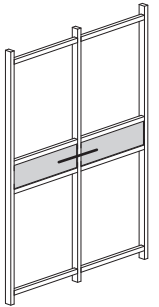
E30
E60



D-400-A-017



E30
E60

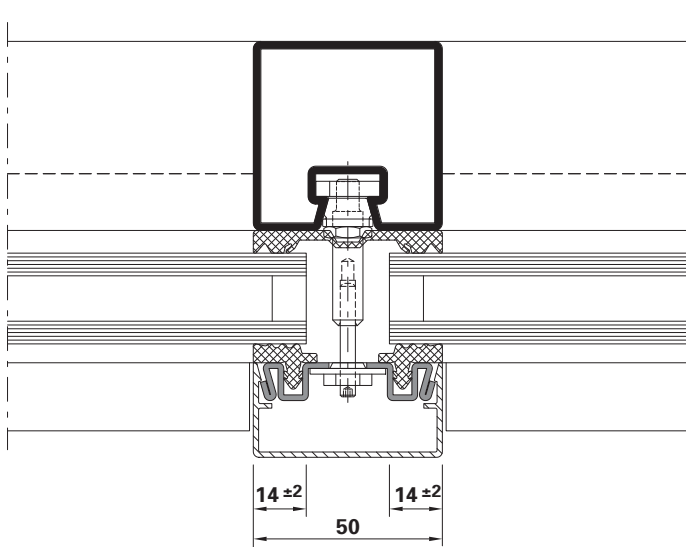


D-400-A-018

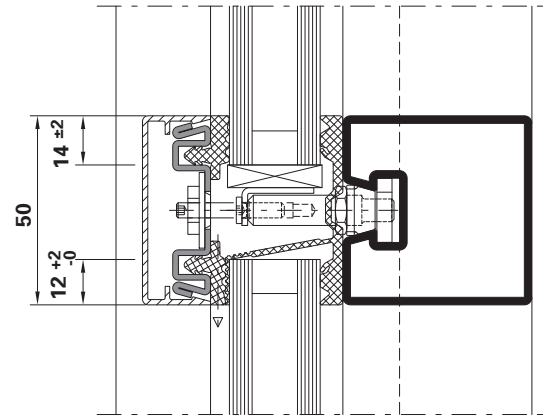
Glaseinstand

Prise en feuillure

Glass edge cover



E30
E60



Die landesspezifischen Brandschutz-Zulassungen bzw. deren Bestimmungen und Vorschriften sind zu beachten.

Les certificats de protection incendie spécifiques au pays, leurs dispositions et leurs prescriptions doivent être respectés.

Fire-protection approvals or applicable national regulations and determinations must be observed.



VISS Fire TV
Brandschutzverglasung
Klasse EI

Hinweis:

Bei der Auswahl von Schnittpunkten, Konstruktions-Details und Bauanschlüssen sind die landesspezifischen Brandschutz-Zulassungen und Vorschriften zwingend zu beachten!



VISS Fire TV
Vitrage coupe feu
Classe EI

Note:

Les certificats de protection incendie et les prescriptions spécifiques au pays doivent être impérativement respectés lors du choix des coupe de détails, des détails de construction et des raccordements au mur!



VISS Fire TV
Fire protection glazing
Class EI

Note:

When selecting section details, construction details and attachment to structure, the national fire-protection approvals and regulations must be observed (mandatory)!

Justizgebäude Antwerpen/BE (Architekten: Richard Rogers, Van Kerckhove, Ove Arup & Partners)



Pfosten-Detail

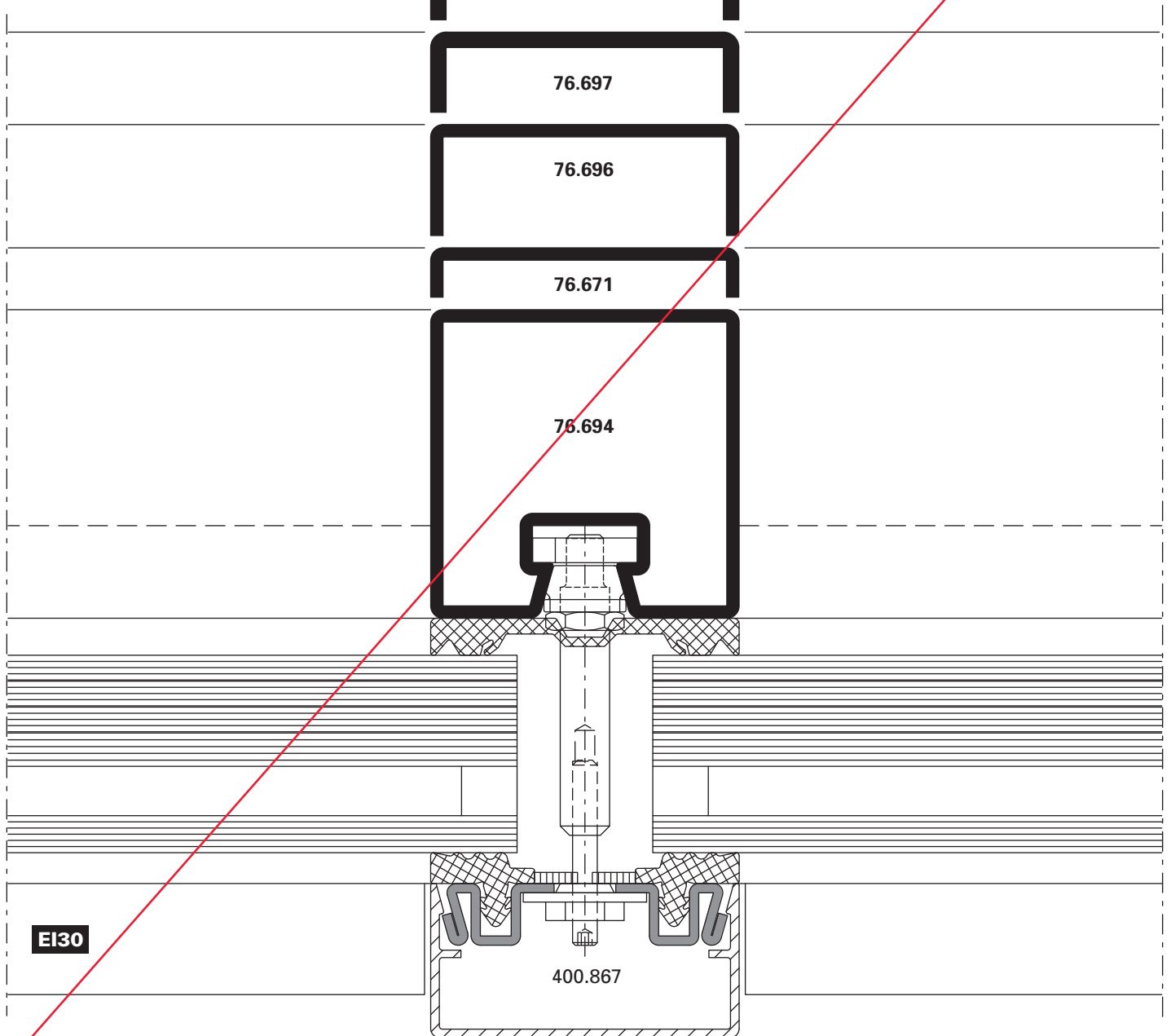
Détail du montant

Detail of mullion

Für die EI30 Klassifizierung von vertikalen Fassaden gilt ausschliesslich die Dokumentation VISS Fire EI30

Pour la classification EI30 de façades verticales, seule la documentation VISS Fire EI30 est applicable

The VISS Fire EI30 documentation applies exclusively to the EI30 classification of vertical façades.

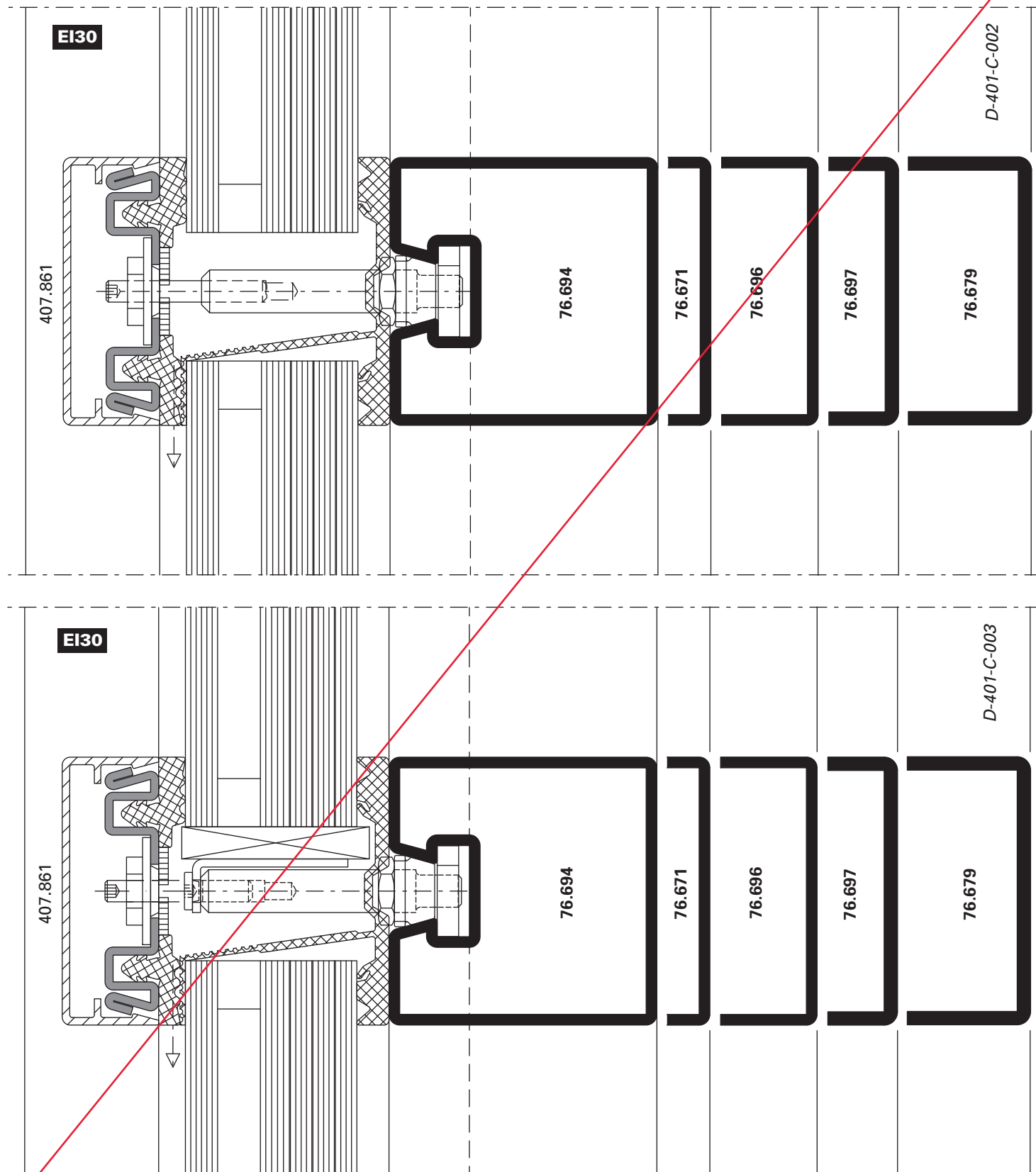


D-401-C-001

Riegel-Detail

Détail de la traverse

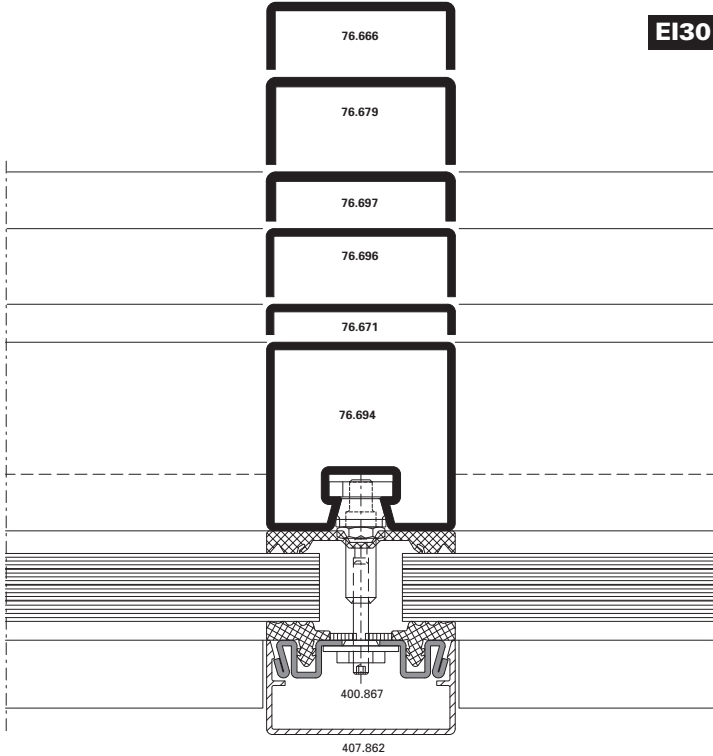
Detail of transom



Pfosten-Detail

Détail du montant

Detail of mullion



D-401-C-010

Für die EI30 Klassifizierung von vertikalen Fassaden gilt ausschliesslich die Dokumentation VISS Fire EI30

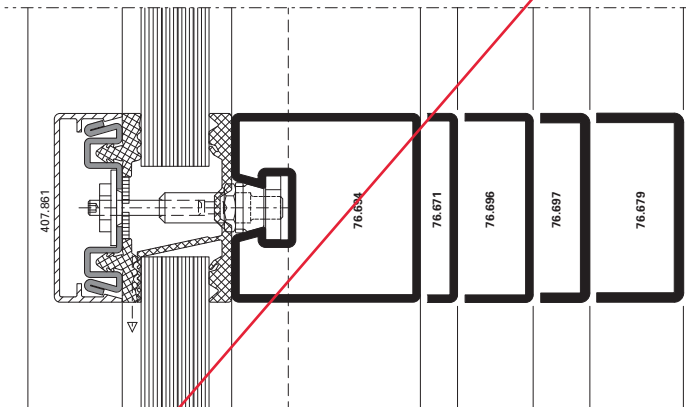
Pour la classification EI30 de façades verticales, seule la documentation VISS Fire EI30 est applicable

The VISS Fire EI30 documentation applies exclusively to the EI30 classification of vertical façades.

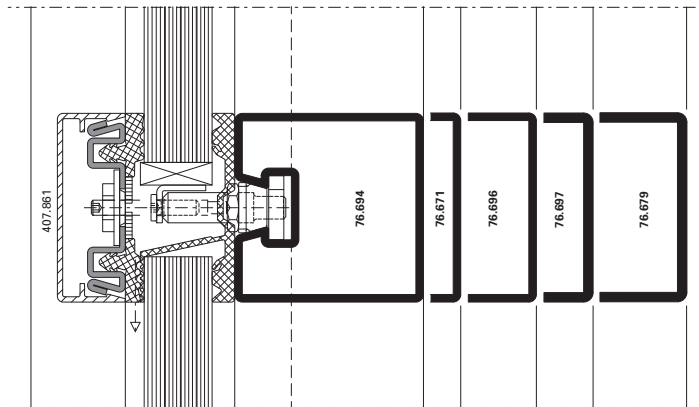
Riegel-Detail

Détail de la traverse

Detail of transom



D-401-C-011

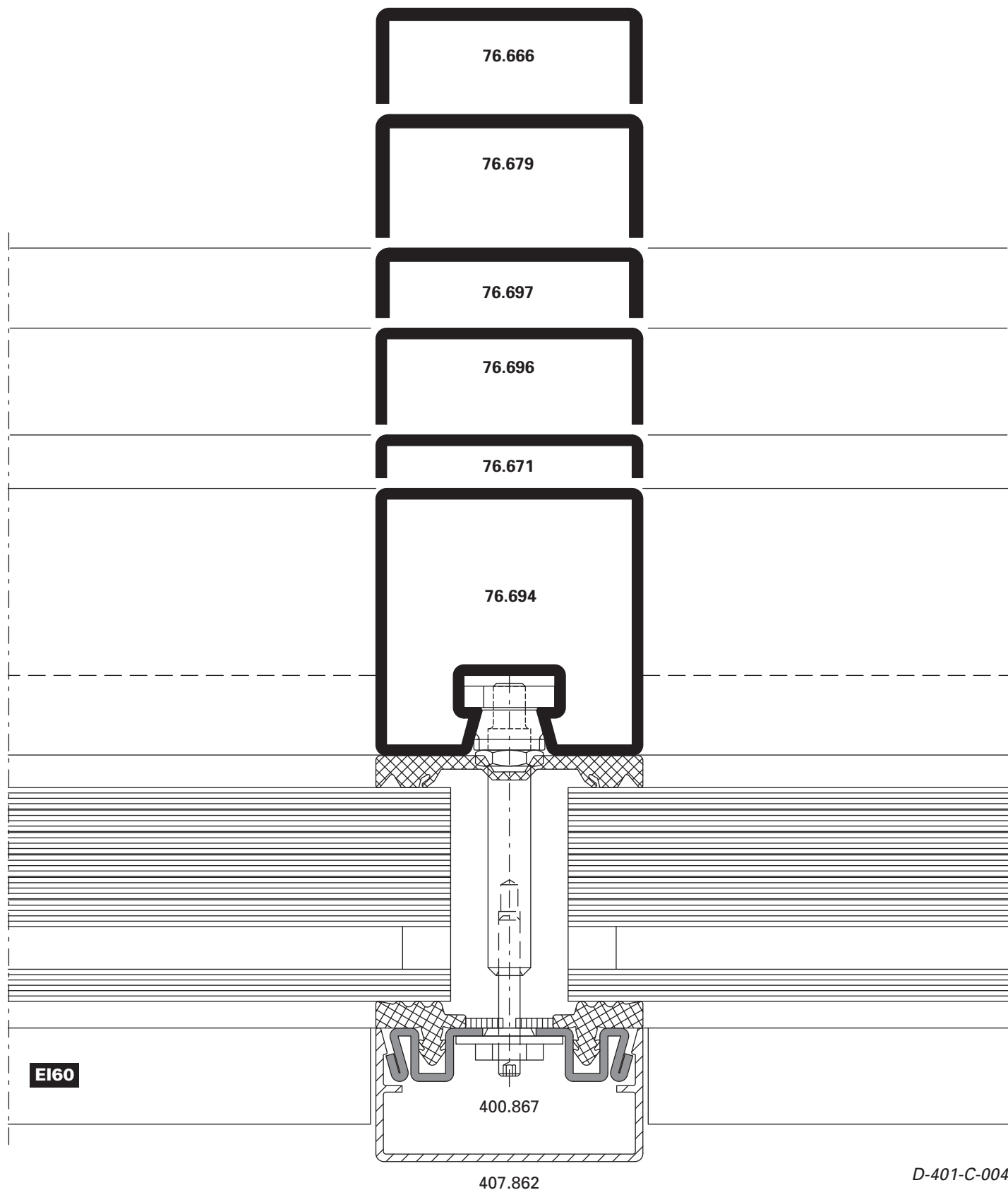


D-401-C-012

Pfosten-Detail

Détail du montant

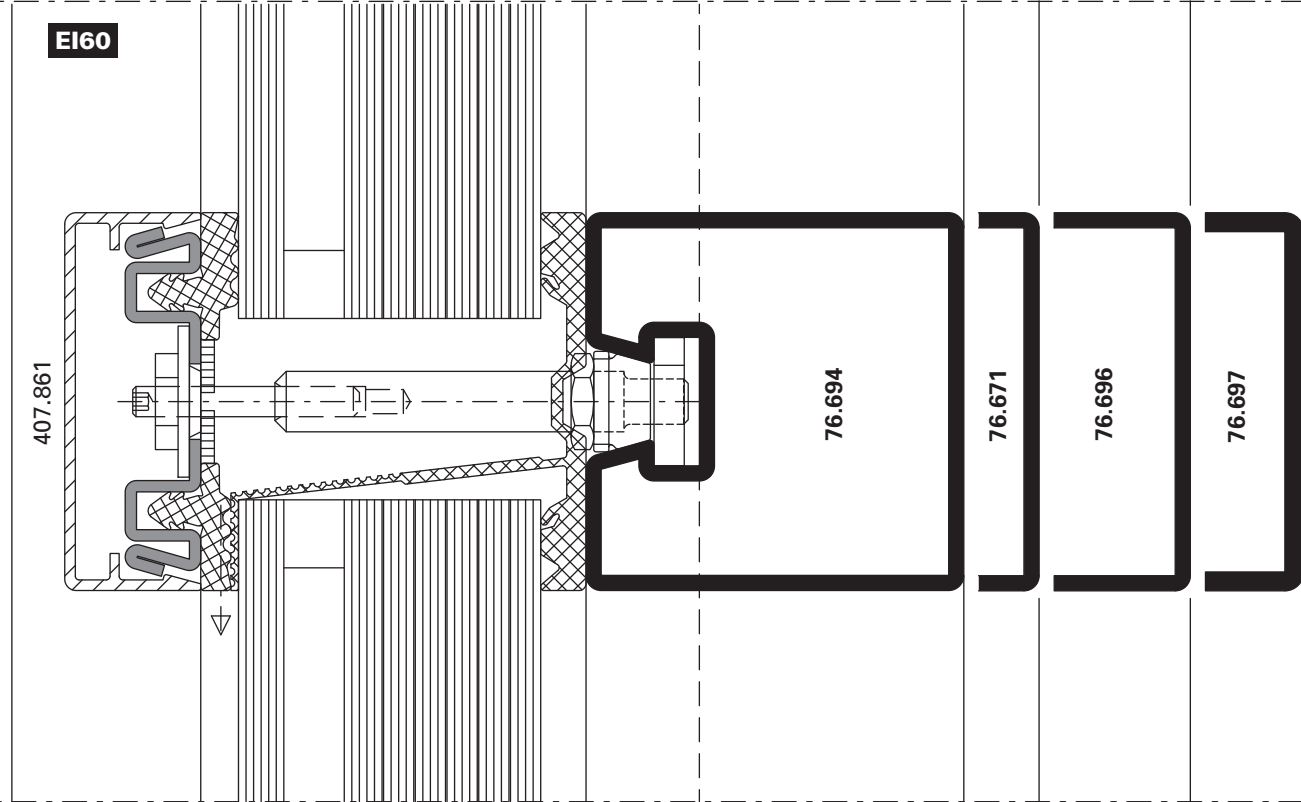
Detail of mullion



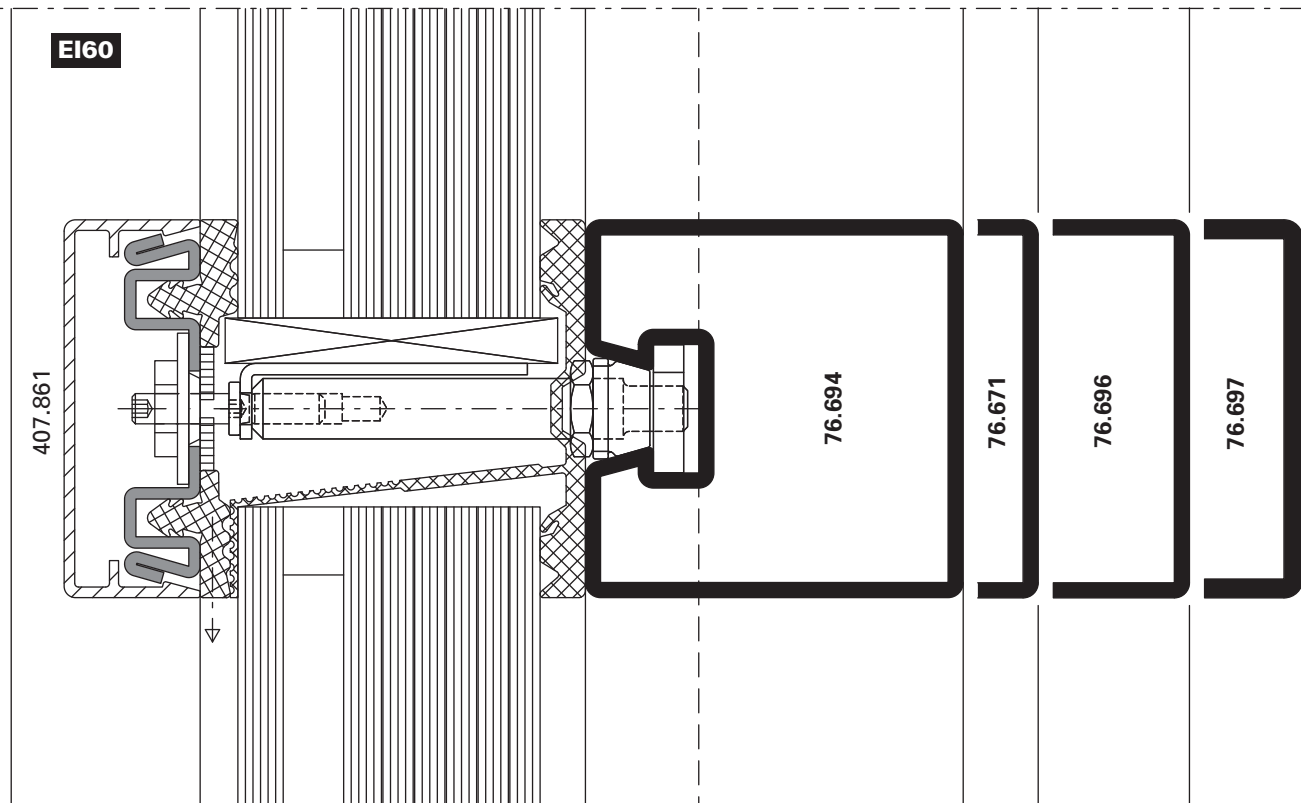
Riegel-Detail

Détail de la traverse

Detail of transom



D-401-C-005

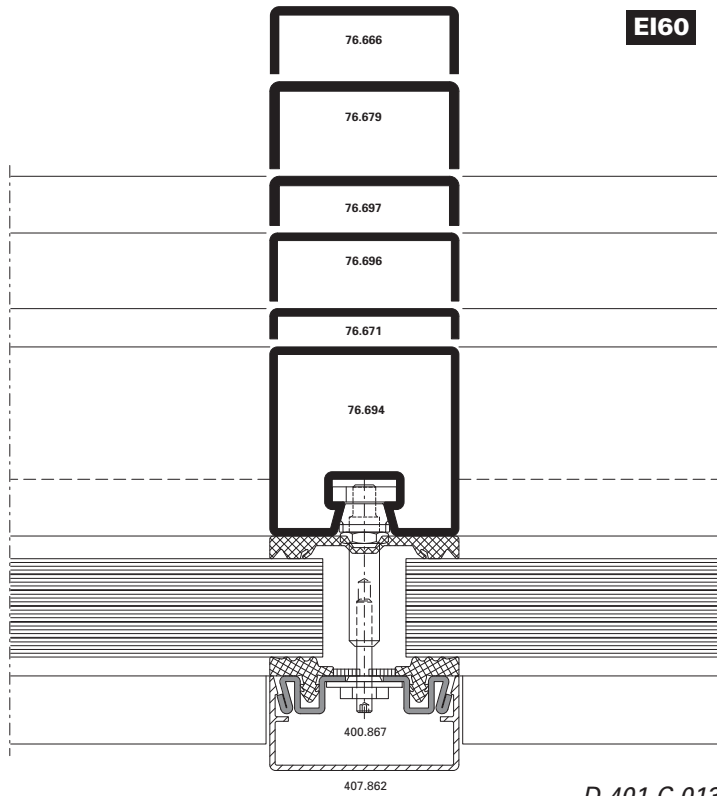


D-401-C-006

Pfosten-Detail

Détail du montant

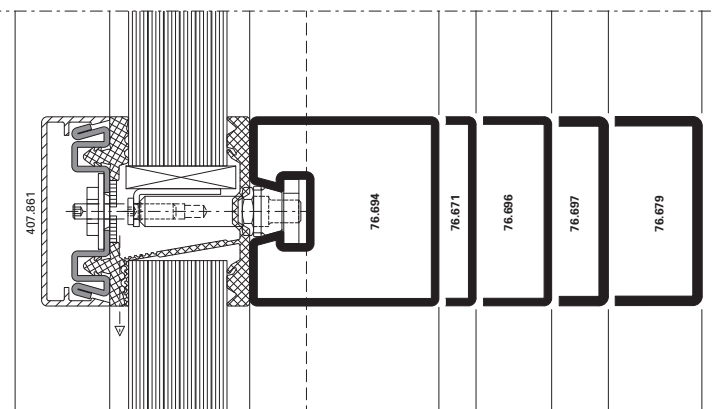
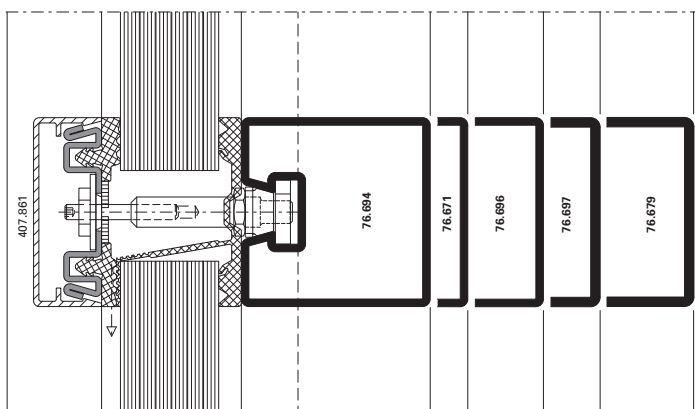
Detail of mullion



Riegel-Detail

Détail de la traverse

Detail of transom



EI60

D-401-C-014

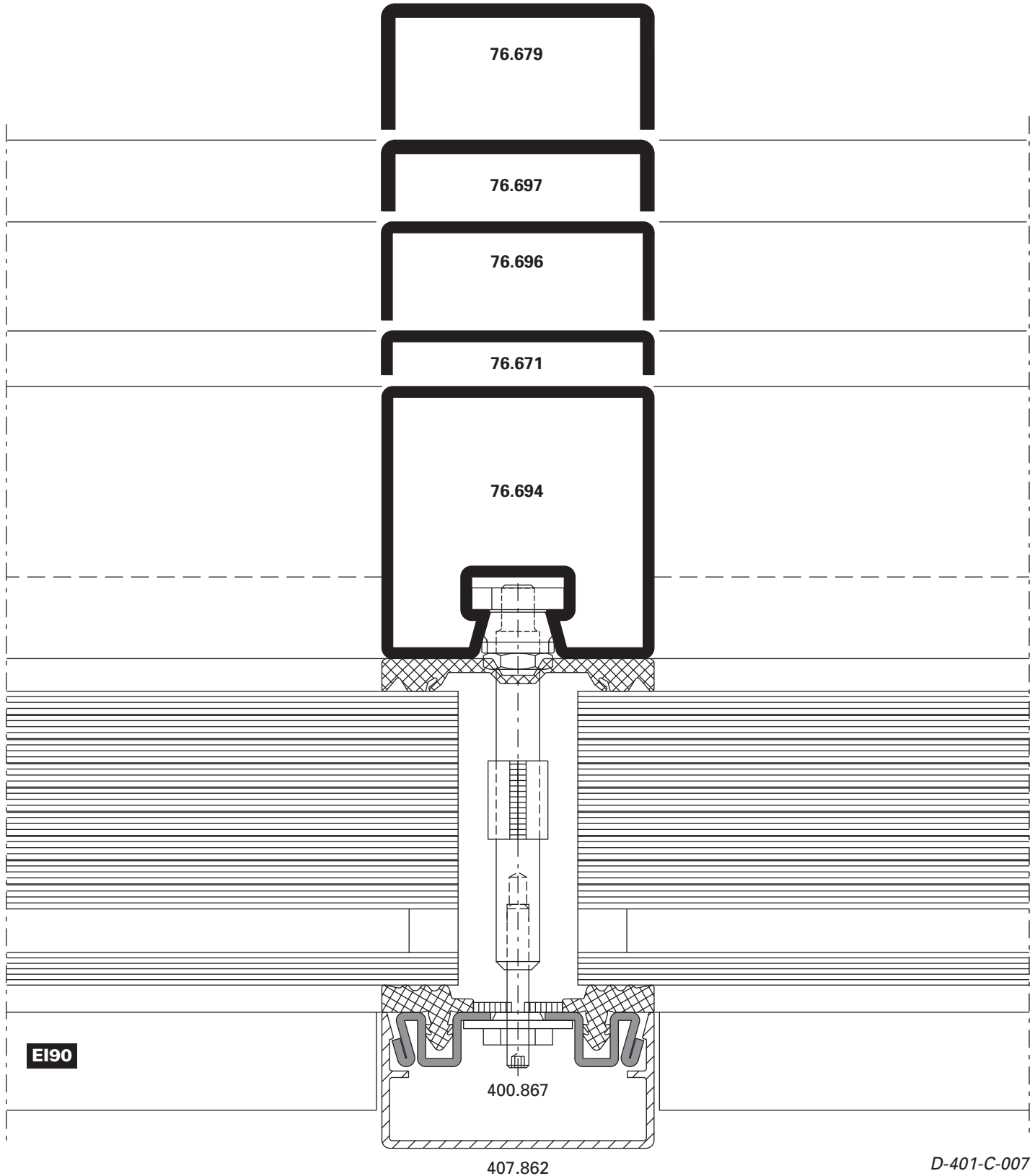
EI60

D-401-C-015

Pfosten-Detail

Détail du montant

Detail of mullion

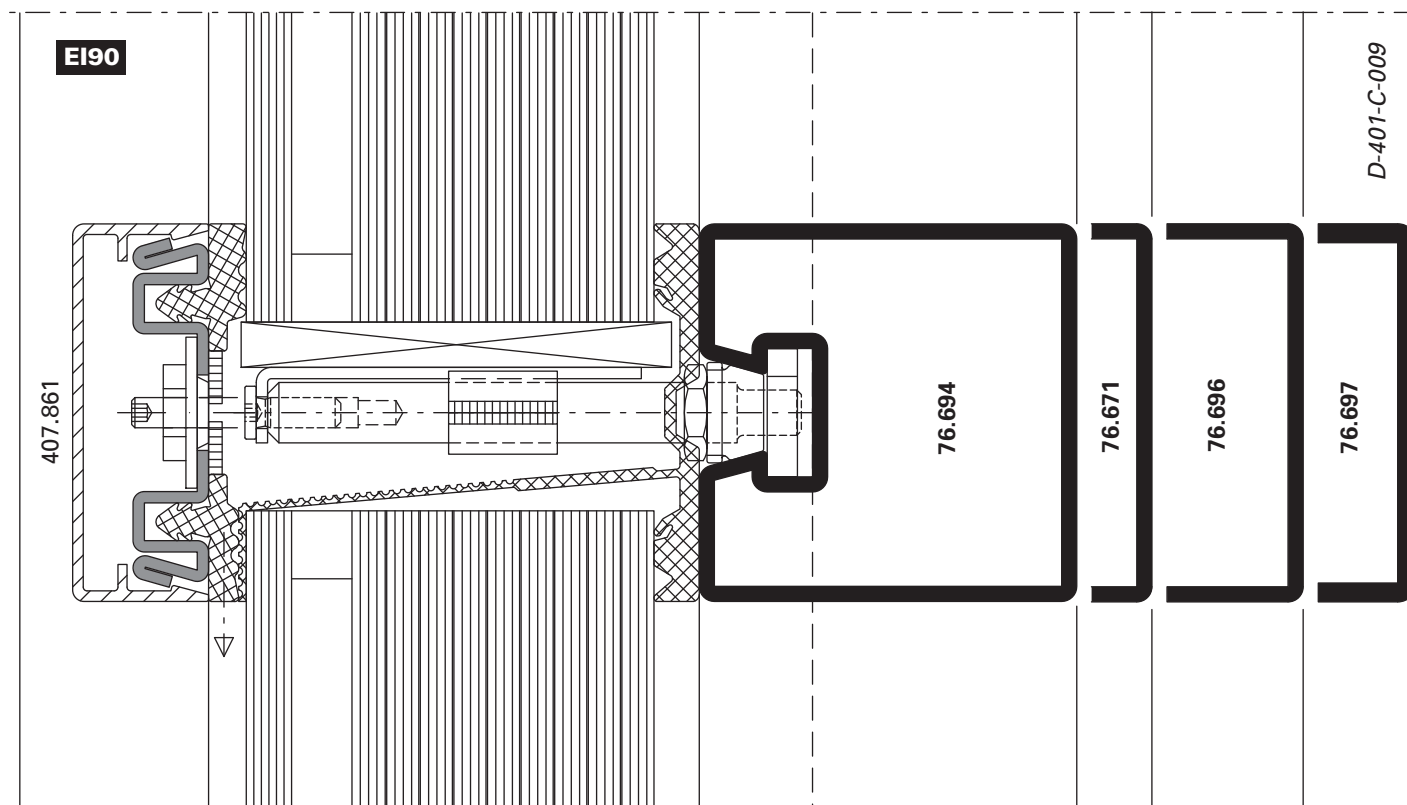
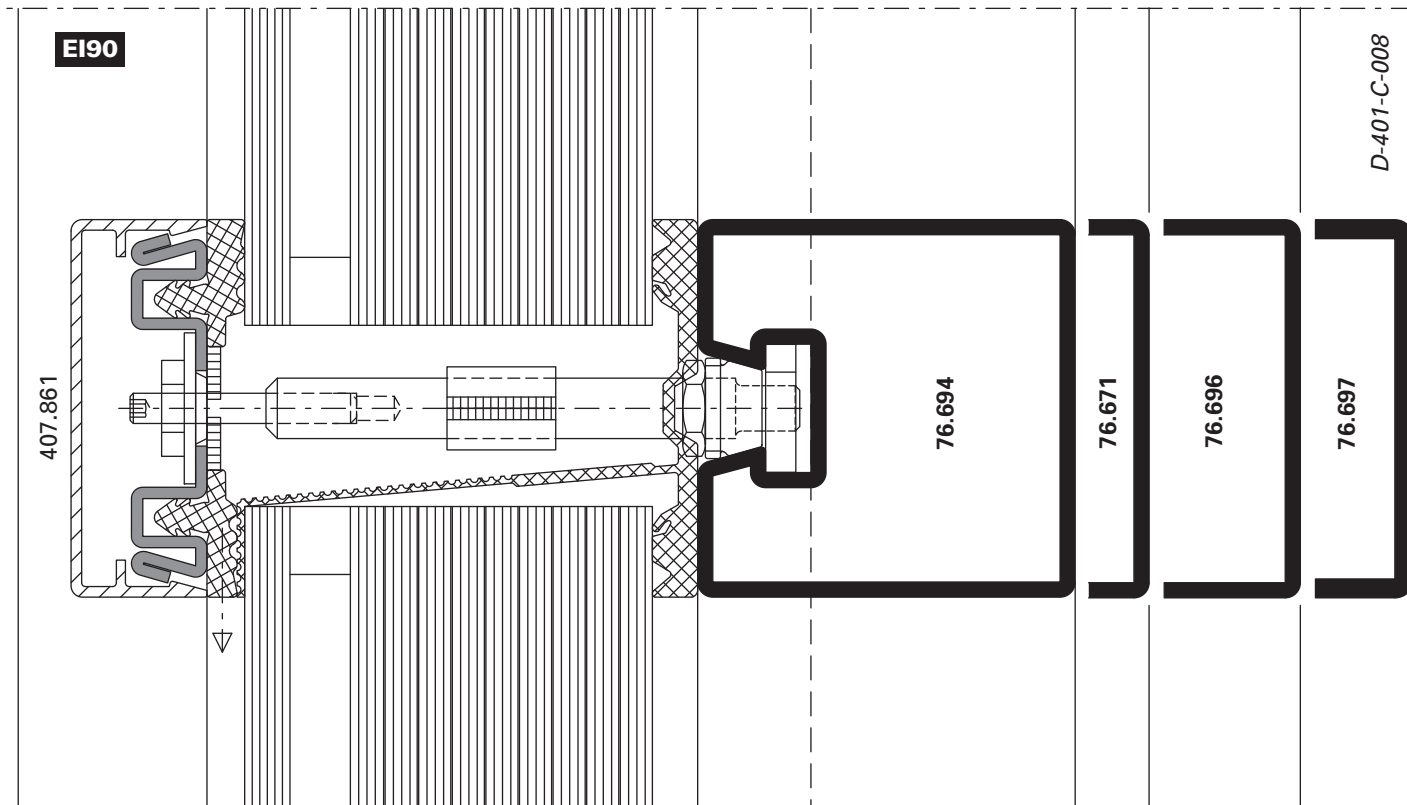


D-401-C-007

Riegel-Detail

Détail de la traverse

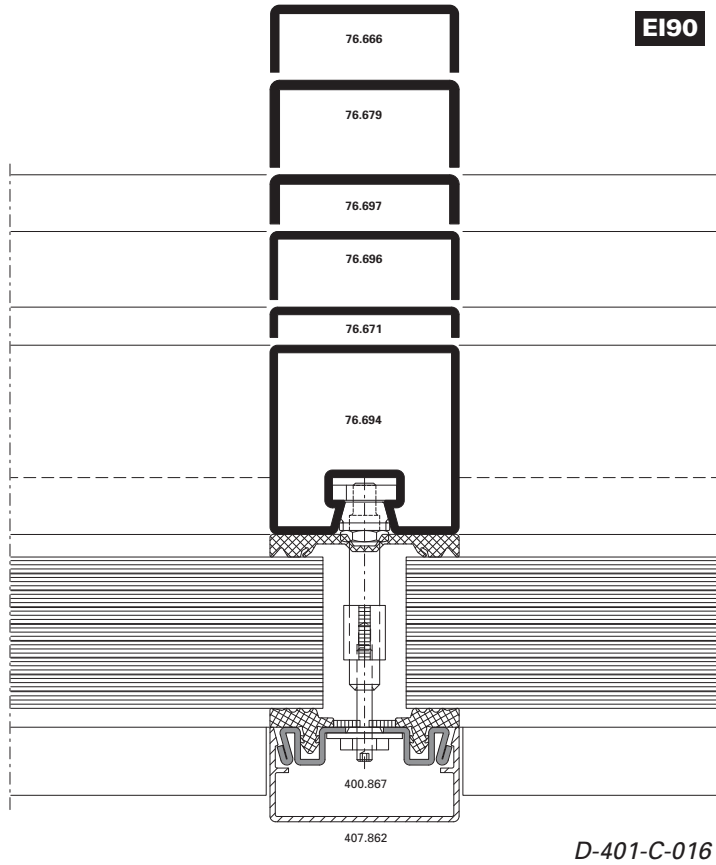
Detail of transom



Pfosten-Detail

Détail du montant

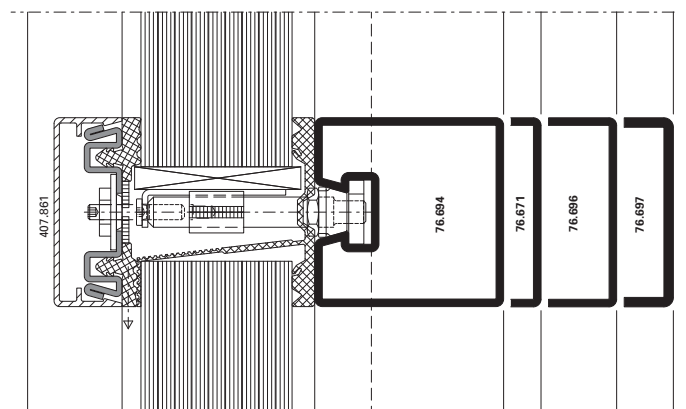
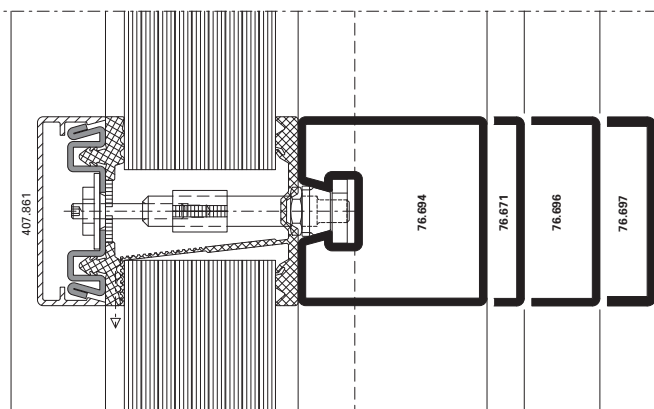
Detail of mullion



Riegel-Detail

Détail de la traverse

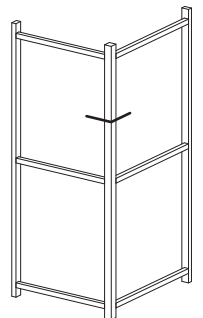
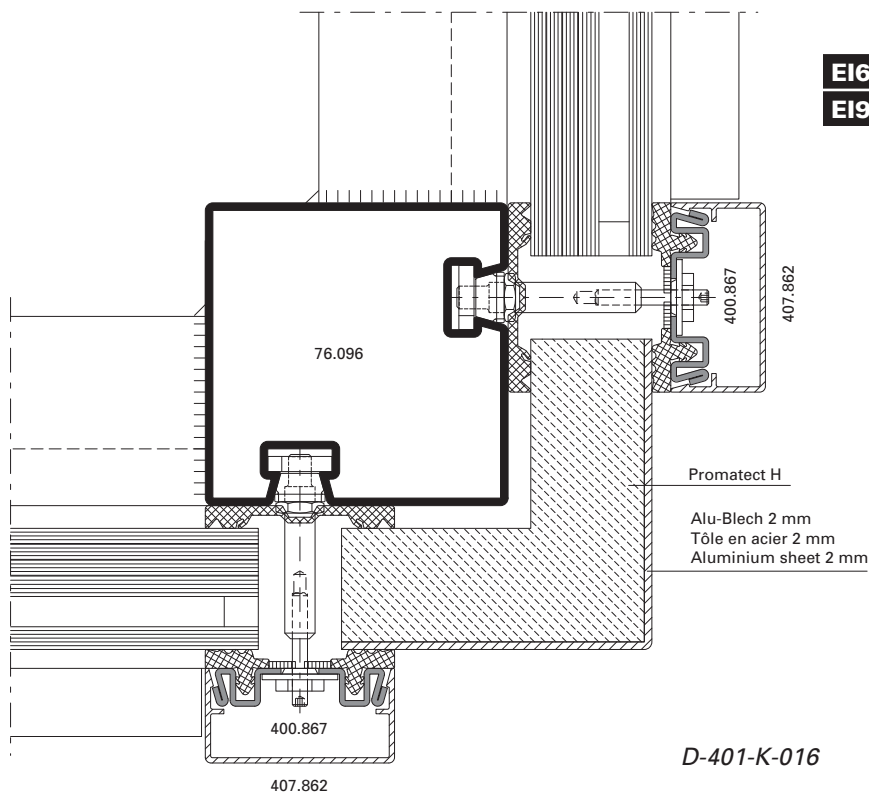
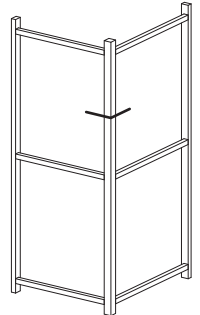
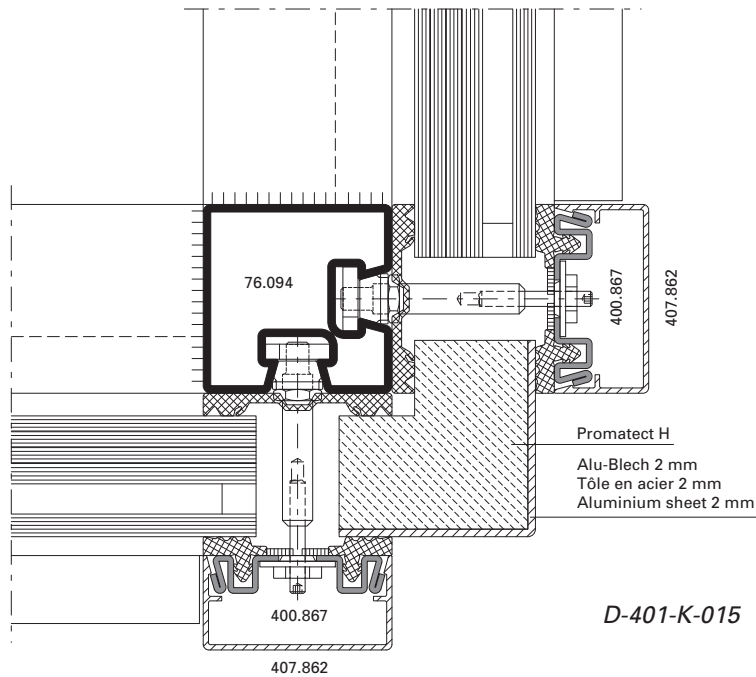
Detail of transom



Eckausbildung 90°

Formation d'angle 90°

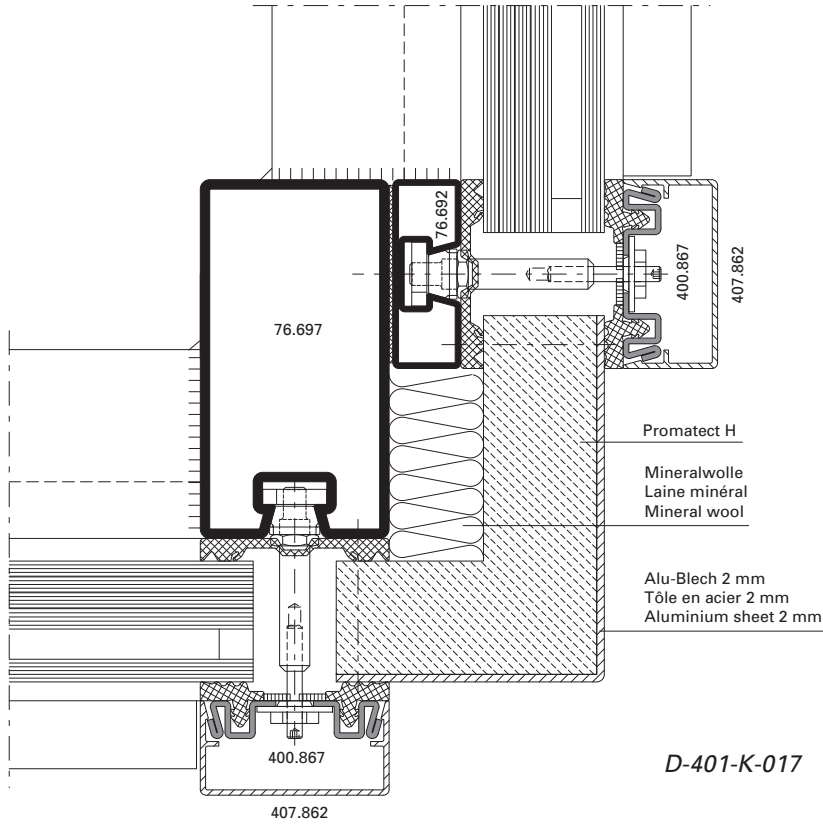
90° corner construction



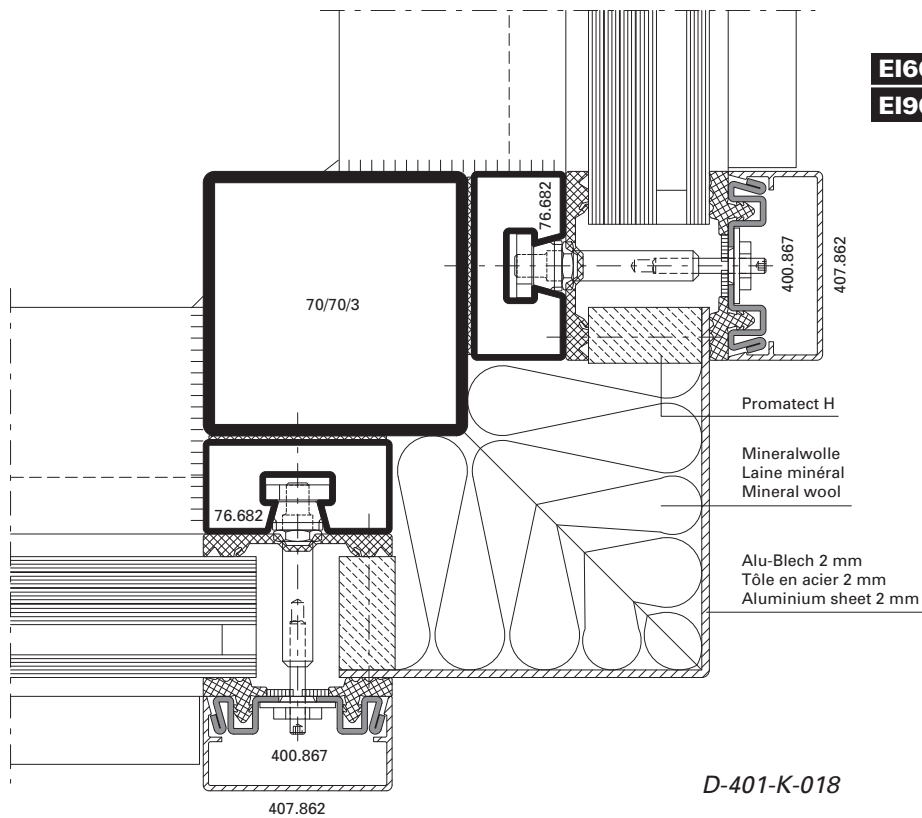
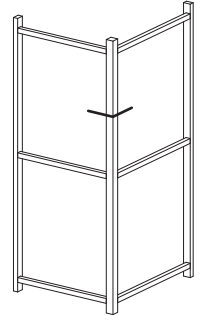
Eckausbildung 90°

Formation d'angle 90°

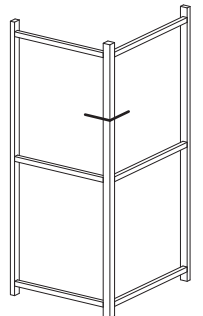
90° corner construction



E160
 E190



E160
 E190

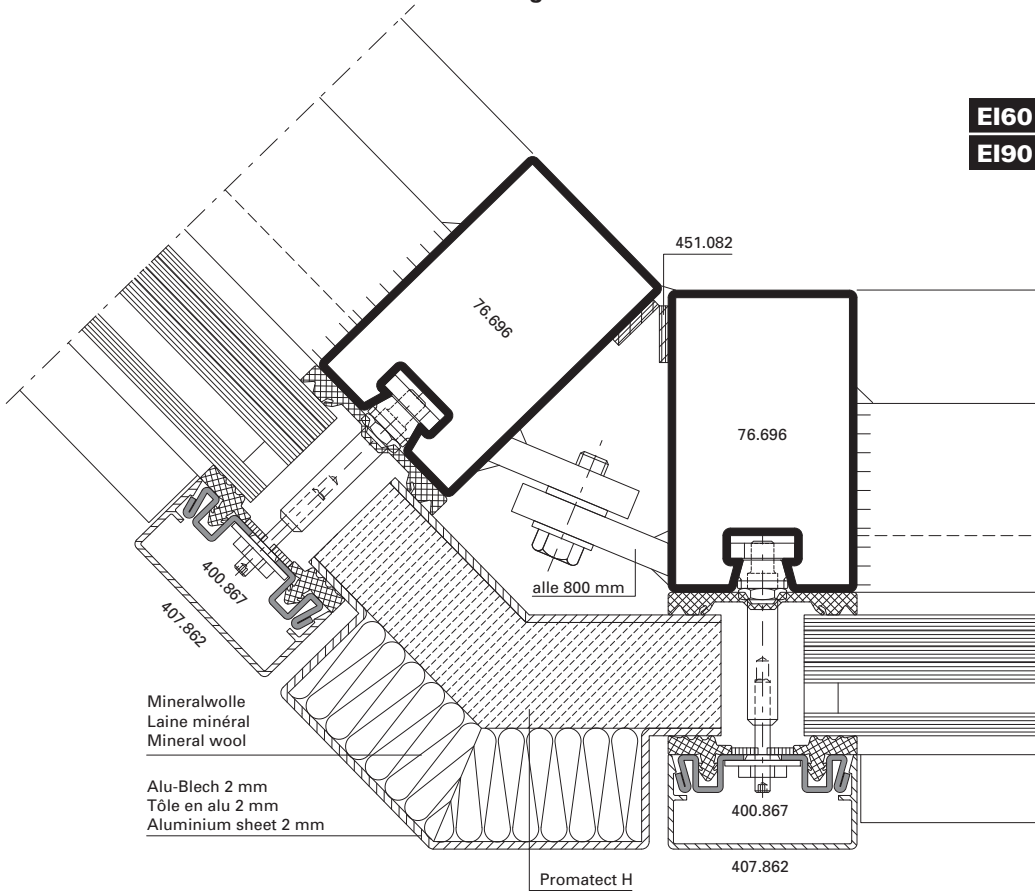


Aussenecke 135°

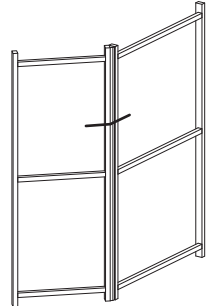
Angle extérieur 135°

Outer corner 135°

EI60
 EI90

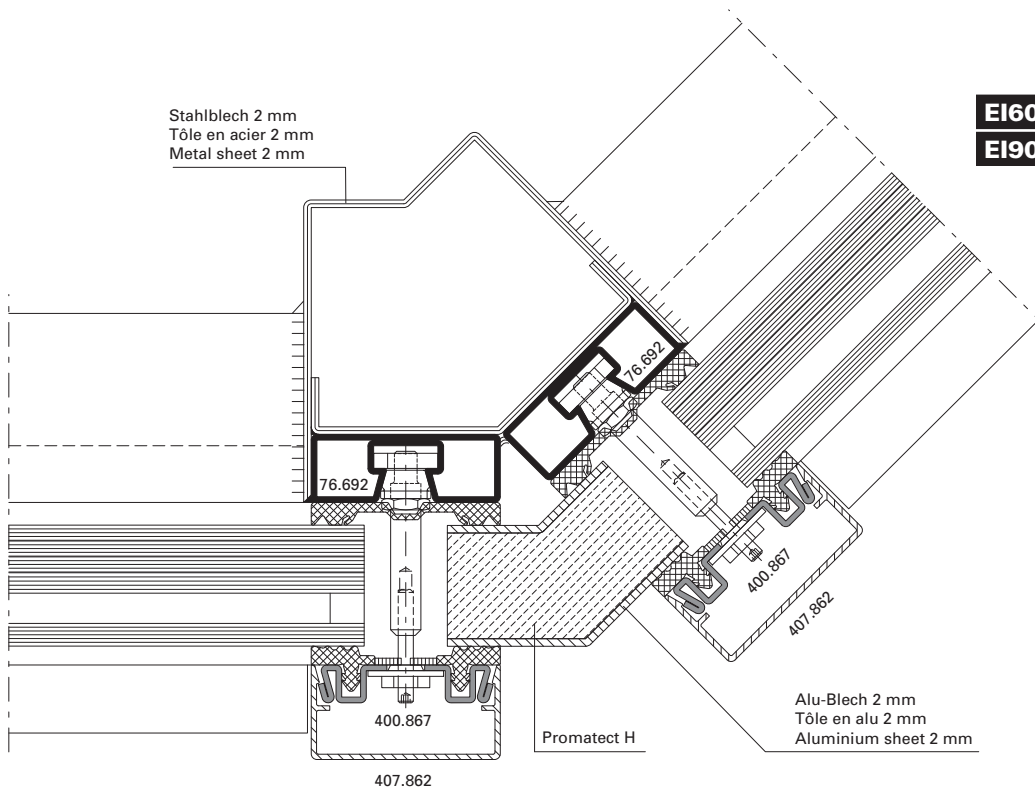


D-401-K-005

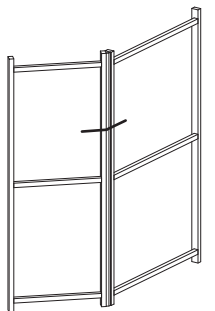


Stahlblech 2 mm
 Tôle en acier 2 mm
 Metal sheet 2 mm

EI60
 EI90



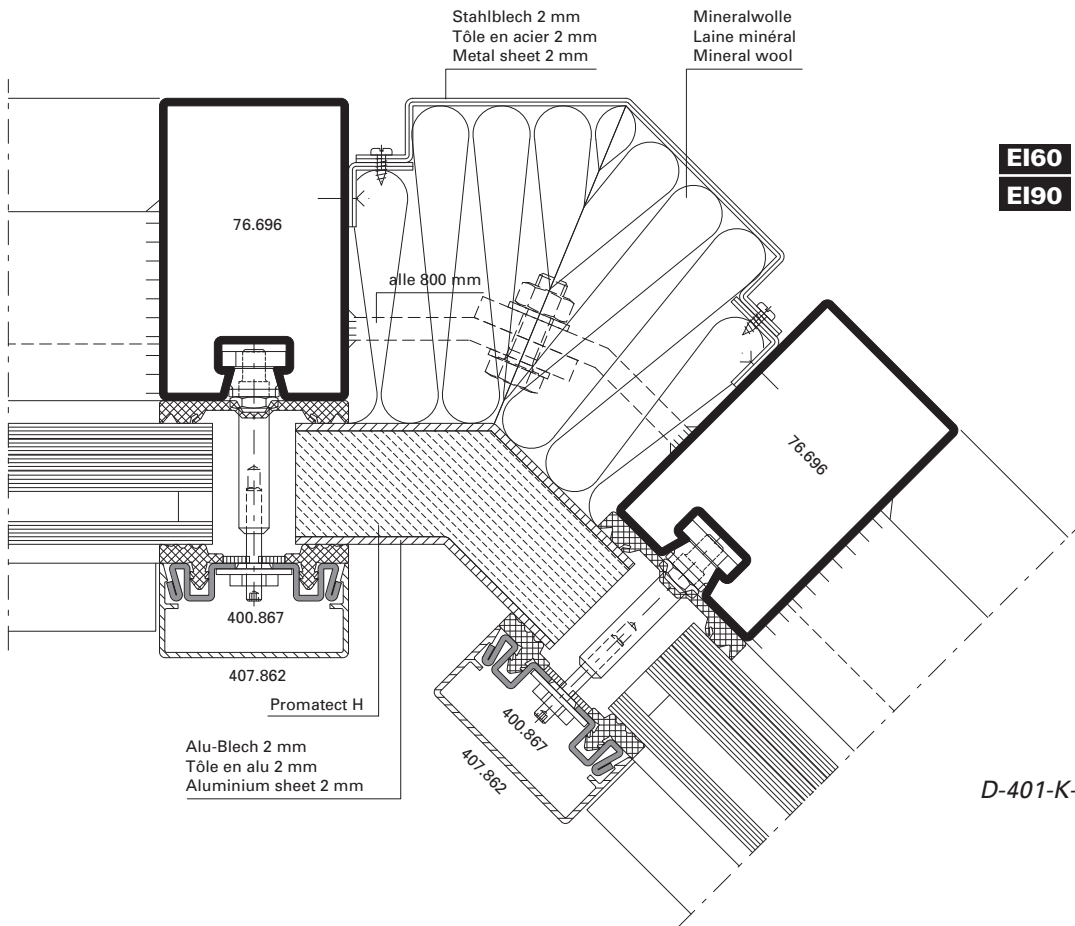
D-401-K-008



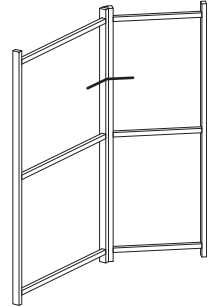
Innenecke 135°

Angle intérieur 135°

Inner corner 135°



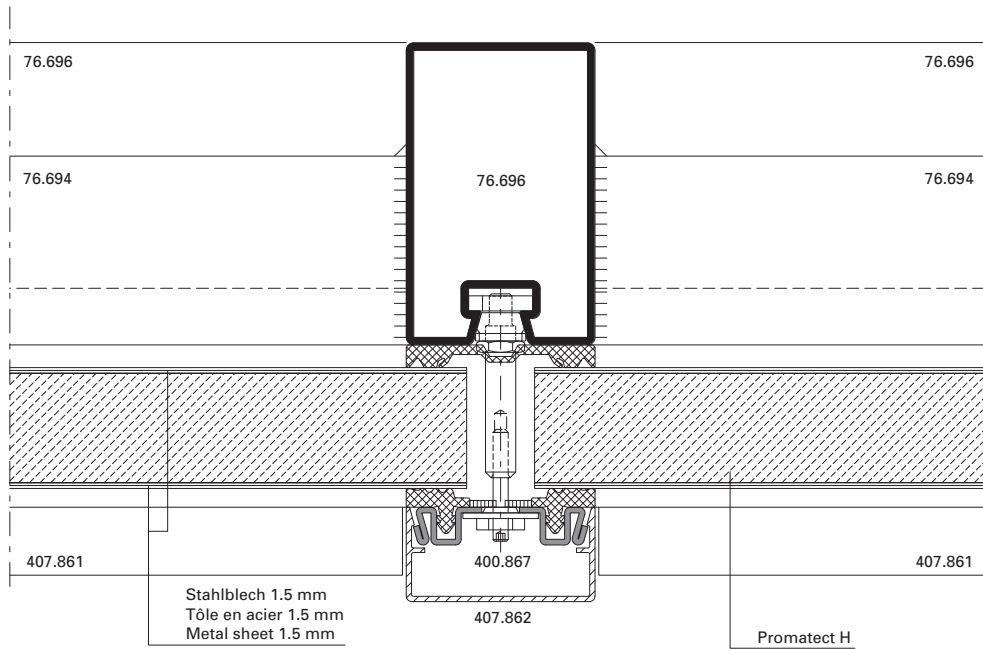
EI60
EI90



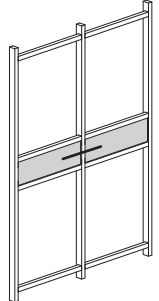
Panel-Ausbildungen

Agencements de panneau

Panel designs



EI60
EI90

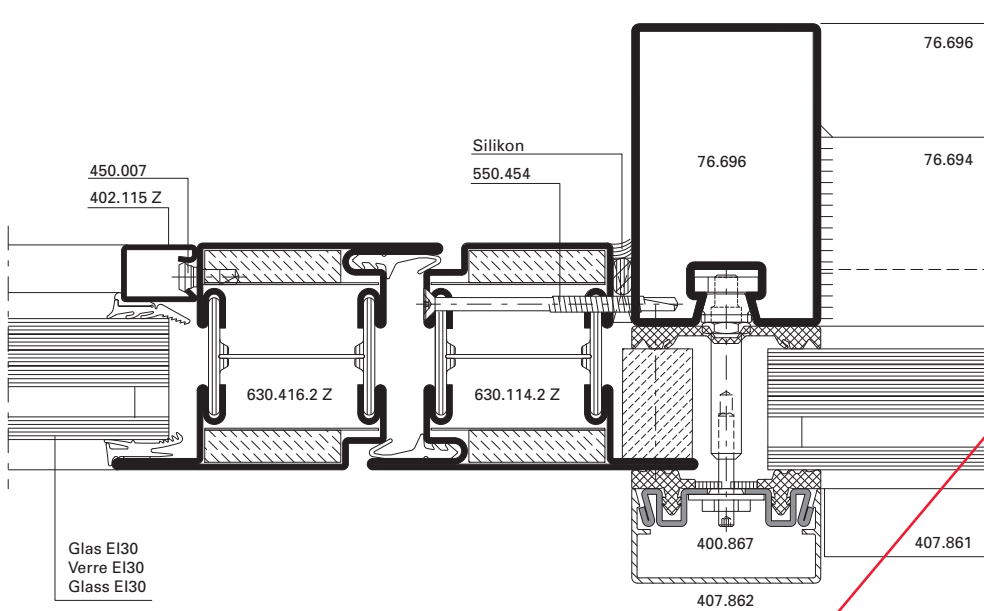


D-401-K-001

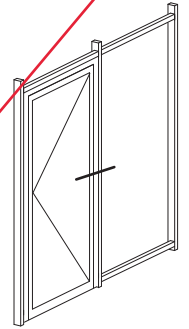
Einsatzelemente Türen

Éléments de remplissage portes

Infill elements doors



EI30

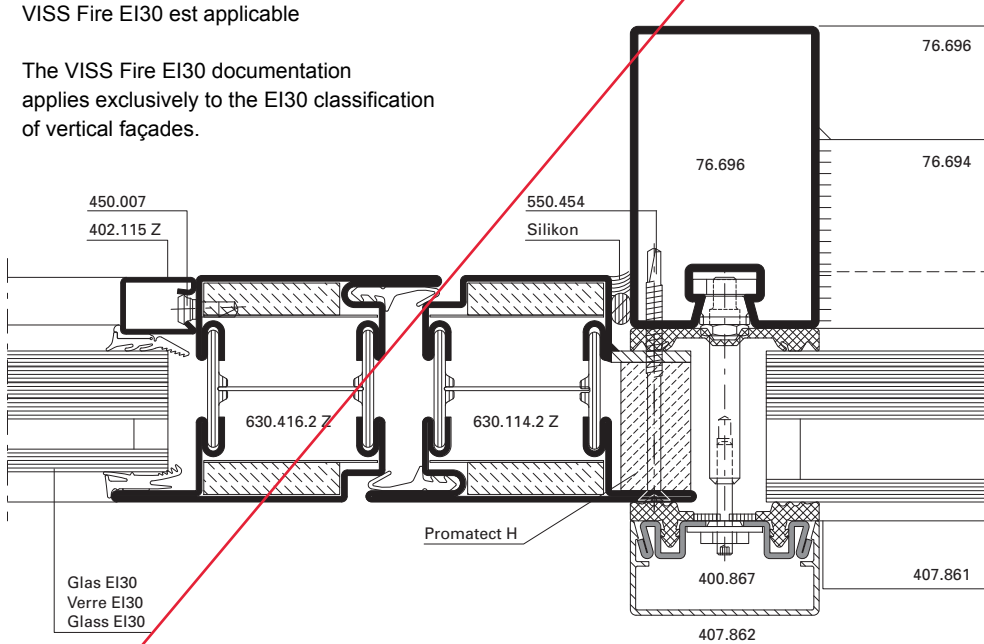


Für die EI30 Klassifizierung von vertikalen Fassaden gilt ausschliesslich die Dokumentation VISS Fire EI30

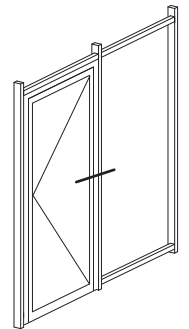
D-401-K-011

Pour la classification EI30 de façades verticales, seule la documentation VISS Fire EI30 est applicable

The VISS Fire EI30 documentation applies exclusively to the EI30 classification of vertical façades.



EI30

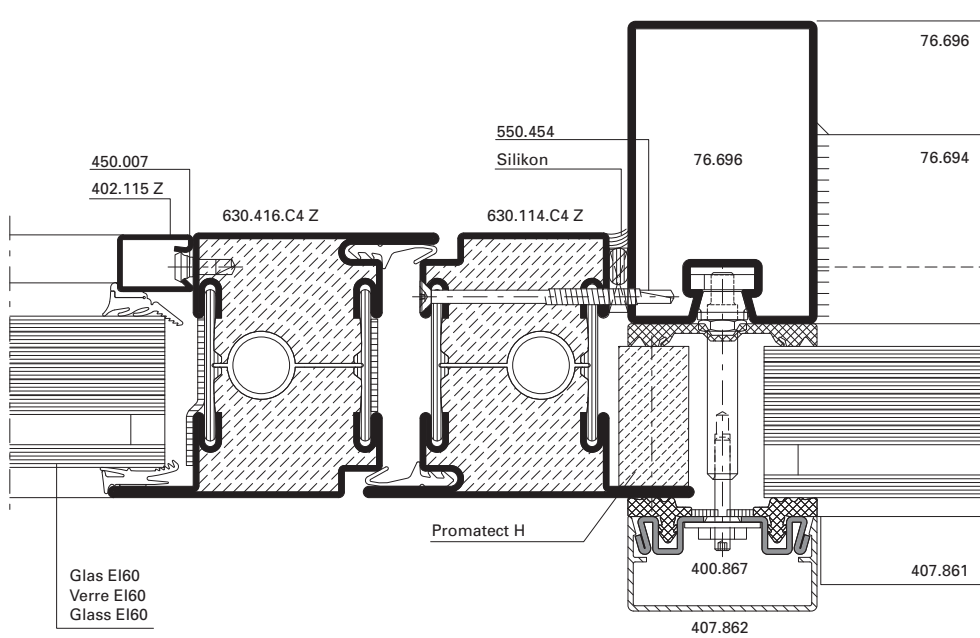


D-401-K-013

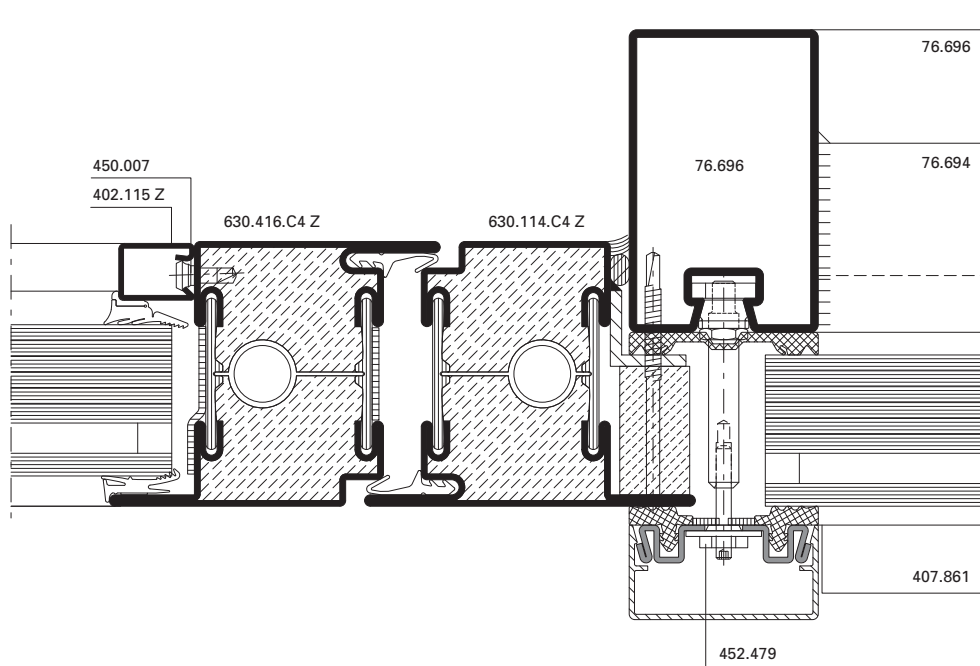
Einsatzelemente Türen

Éléments de remplissage portes

Infill elements doors



D-401-K-012

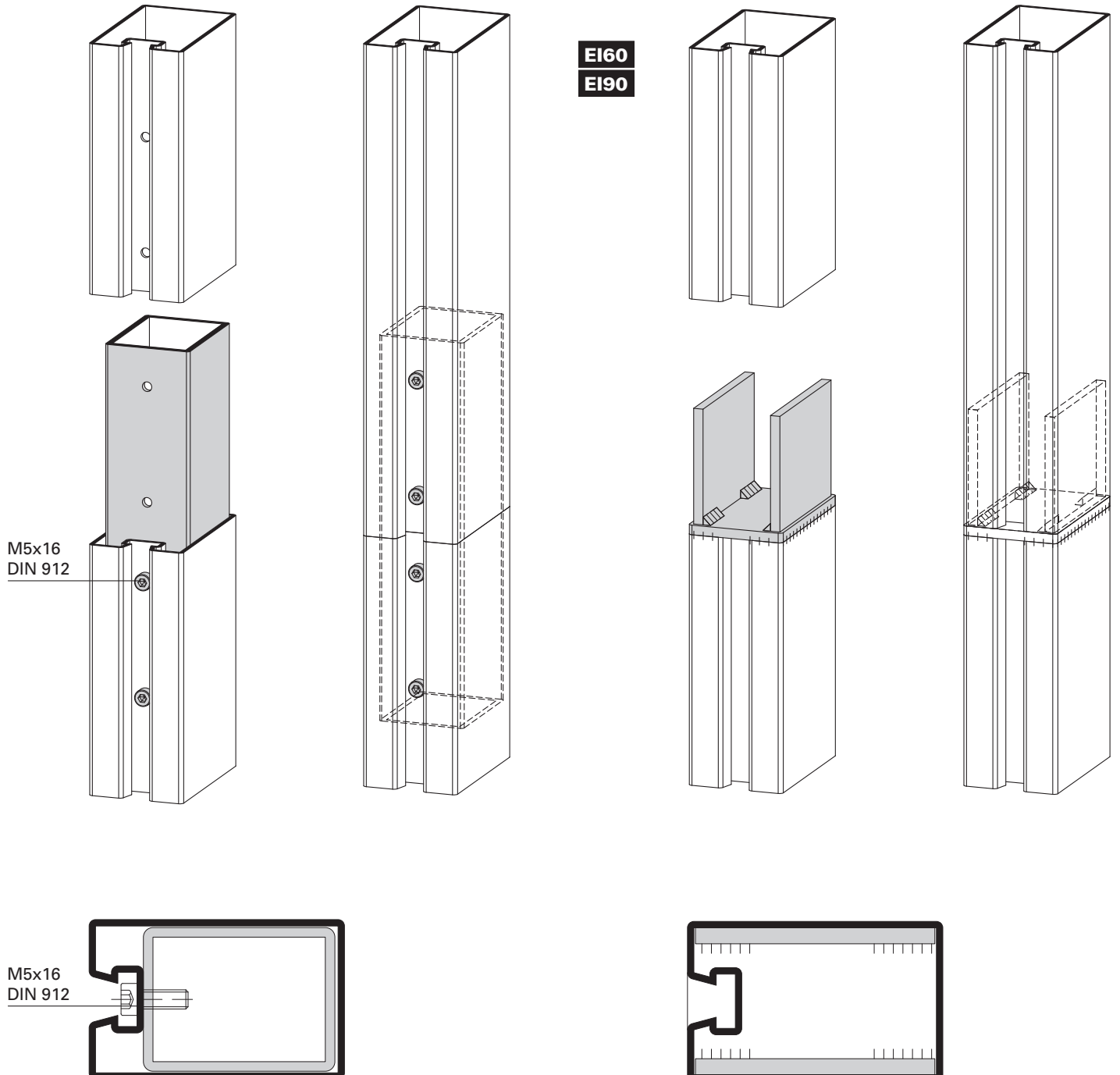


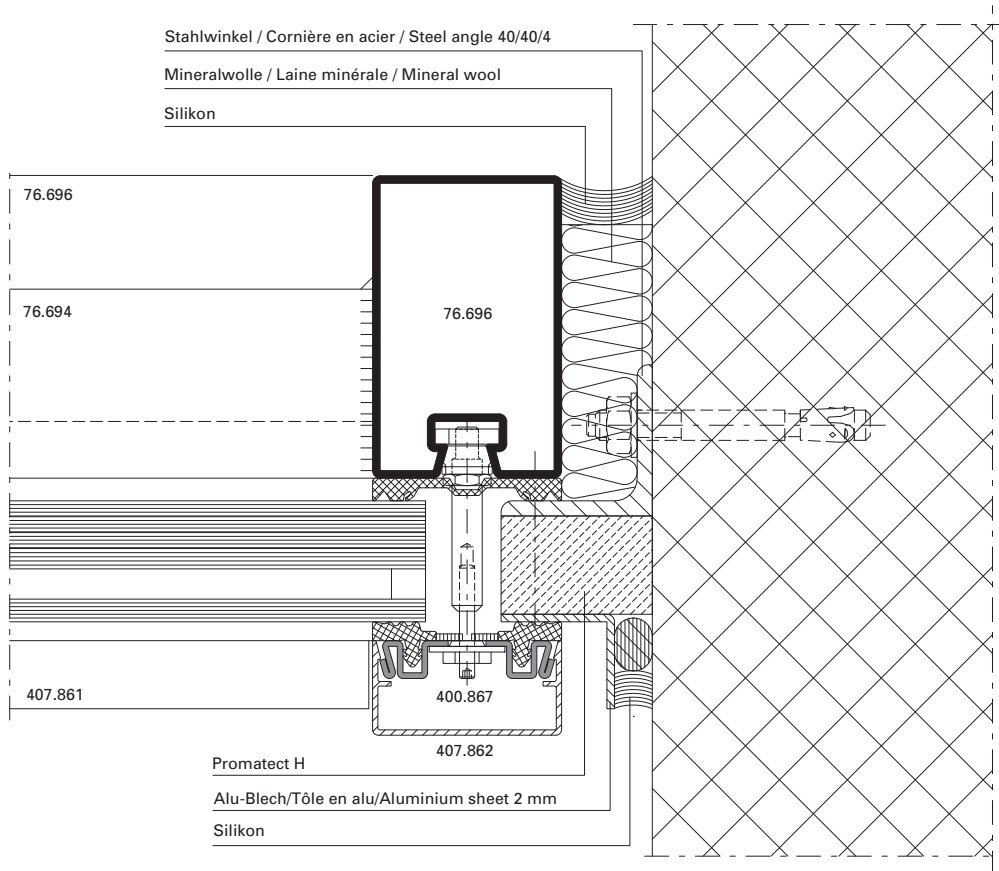
D-401-K-014

Pfostenstoss

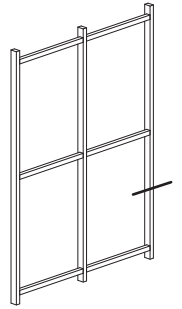
Joint de montant

Mullion joint

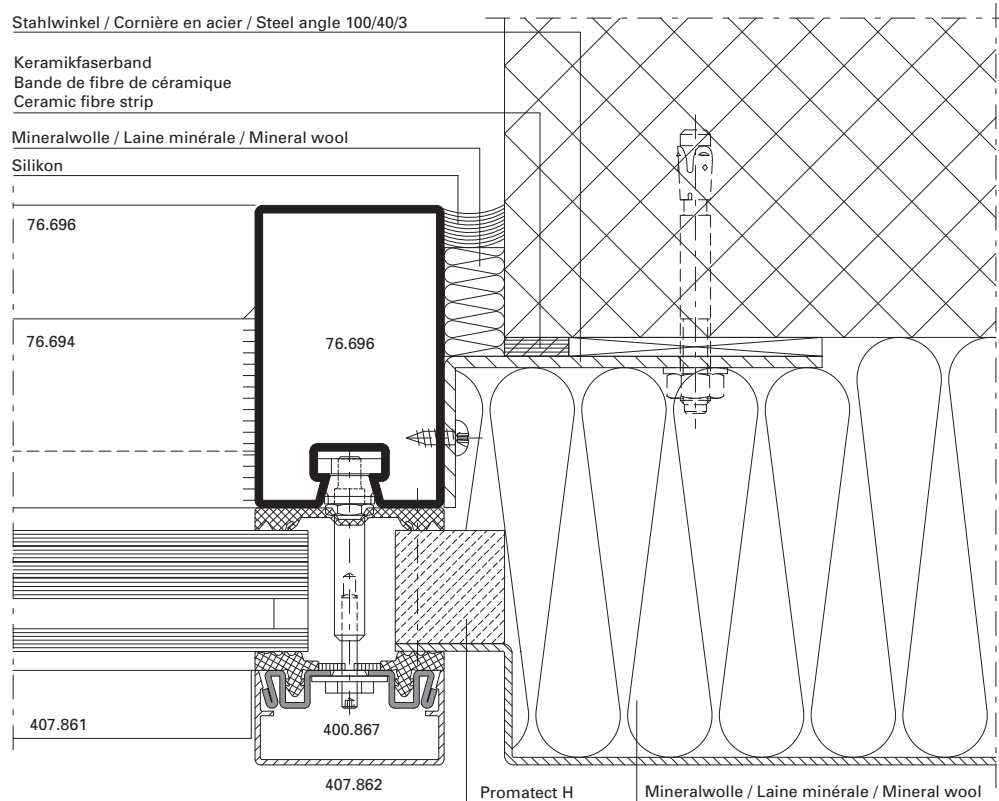




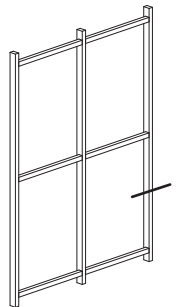
EI60
 EI90



D-401-A-001



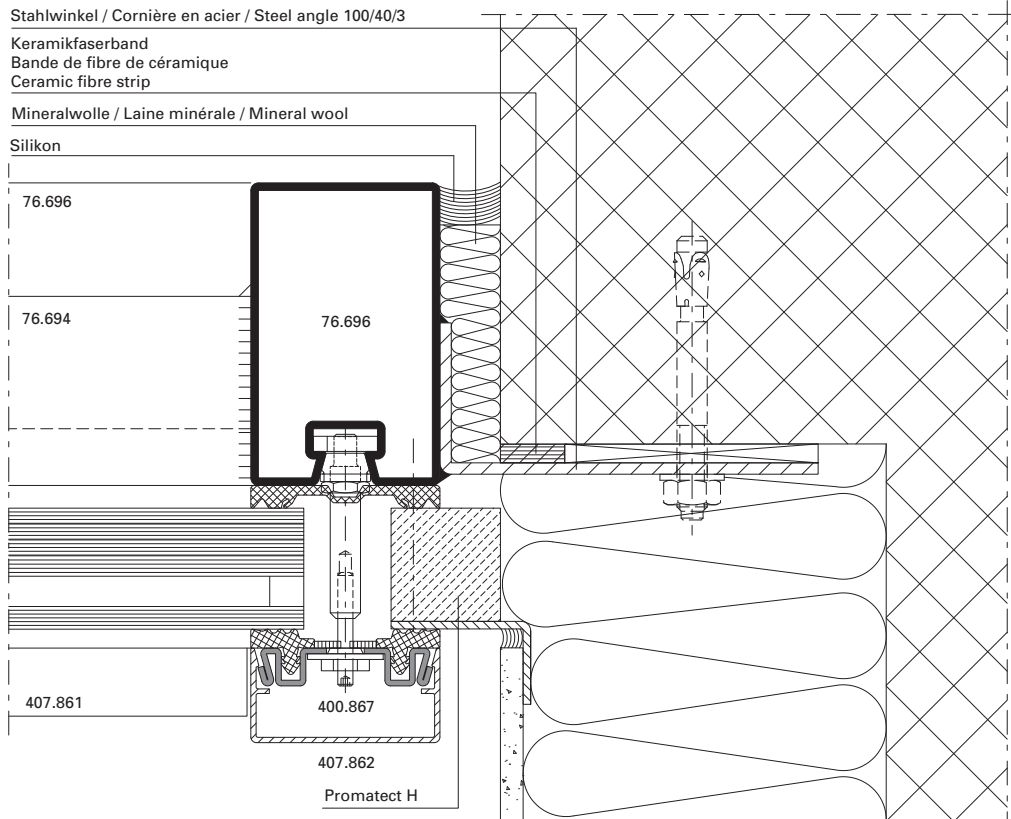
EI60
 EI90



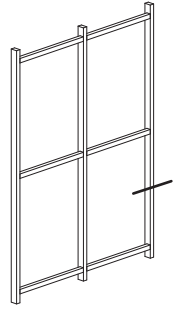
D-401-A-002

Anschlüsse am Bau im Massstab 1:2
Raccordement au mur à l'échelle 1:2
Attachment to structure on scale 1:2

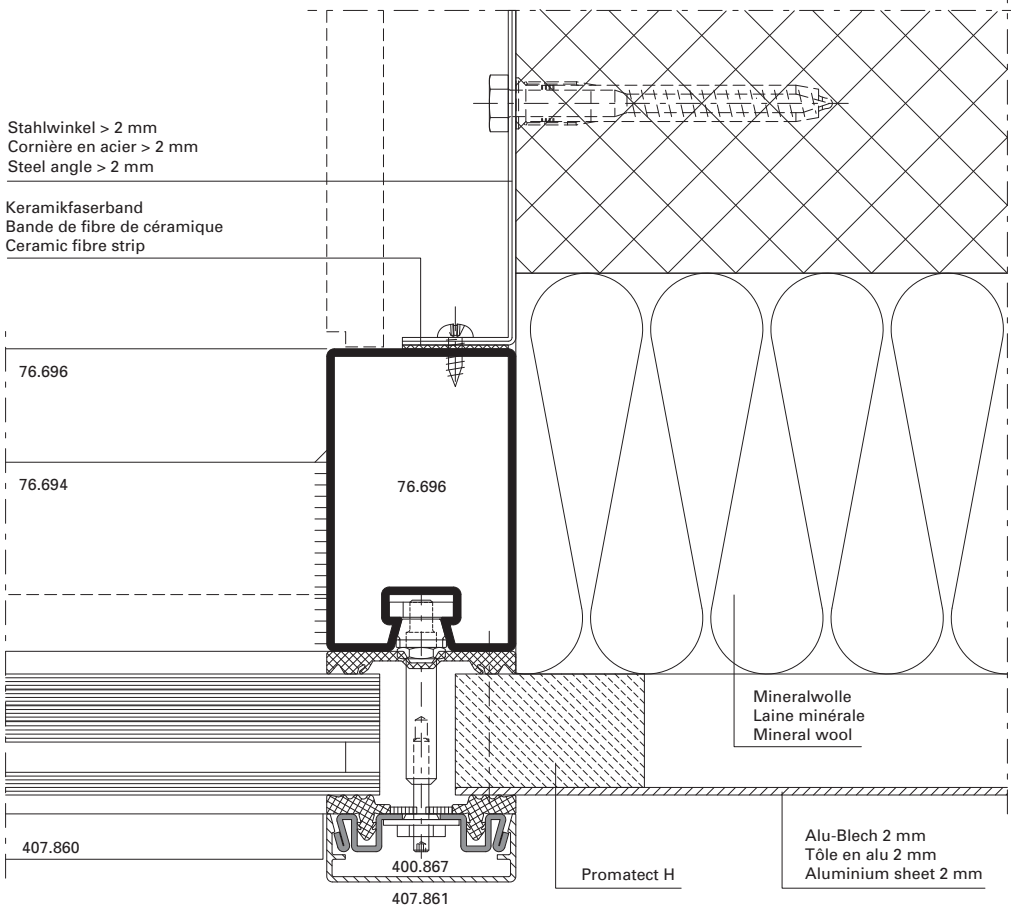
VISS Fire TV
 VISS Fire TV
 VISS Fire TV



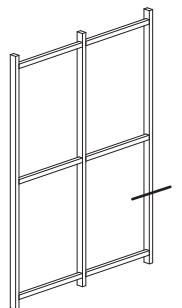
EI60
EI90



D-401-A-003



EI60
EI90



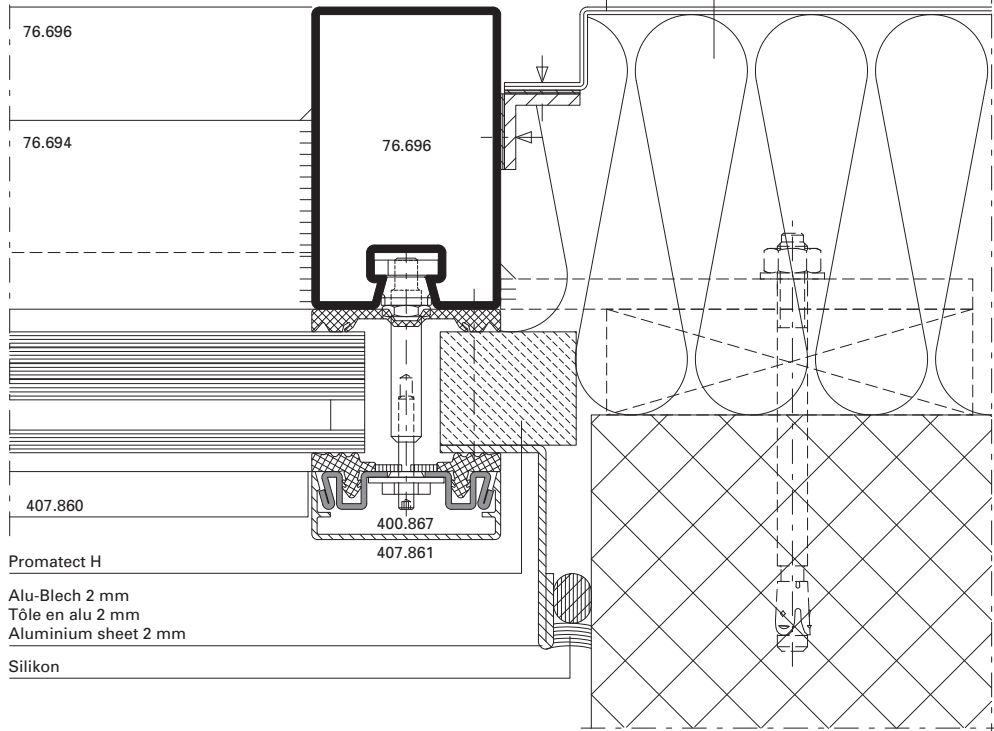
D-401-A-004

Anschlüsse am Bau im Masstab 1:2
Raccordement au mur à l'échelle 1:2
Attachment to structure on scale 1:2

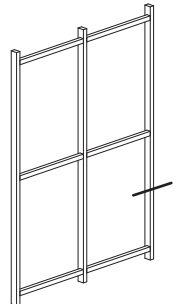
VISS Fire TV
 VISS Fire TV
 VISS Fire TV

Mineralwolle / Laine minérale / Mineral wool

Stahlblech / Tôle en acier / Steel sheet 2 mm



EI60
EI90

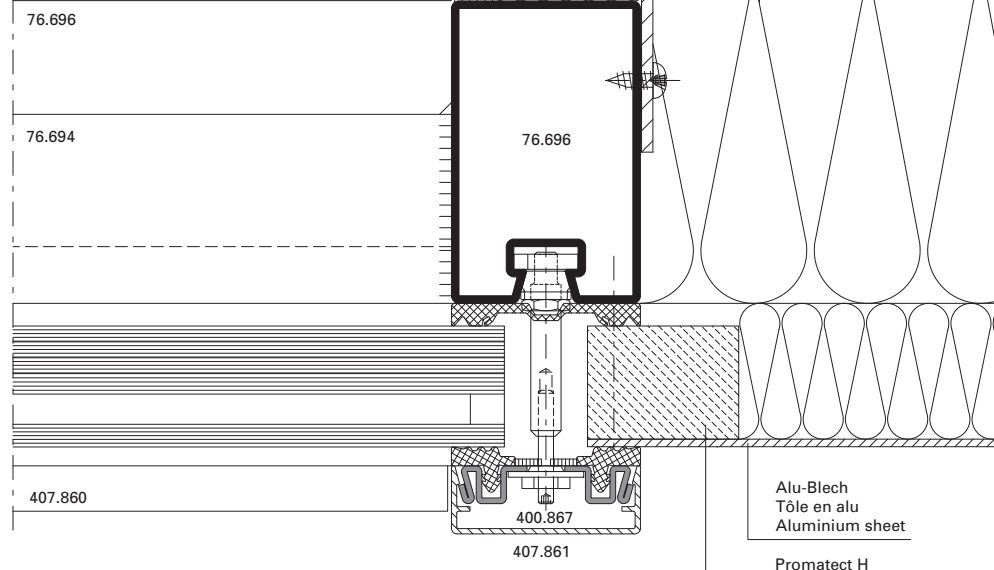


D-401-A-05

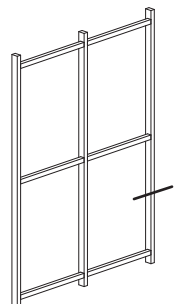
Mineralwolle / Laine minérale / Mineral wool

Stahlwinkel / Cornière en acier / Steel angle 60/60/3

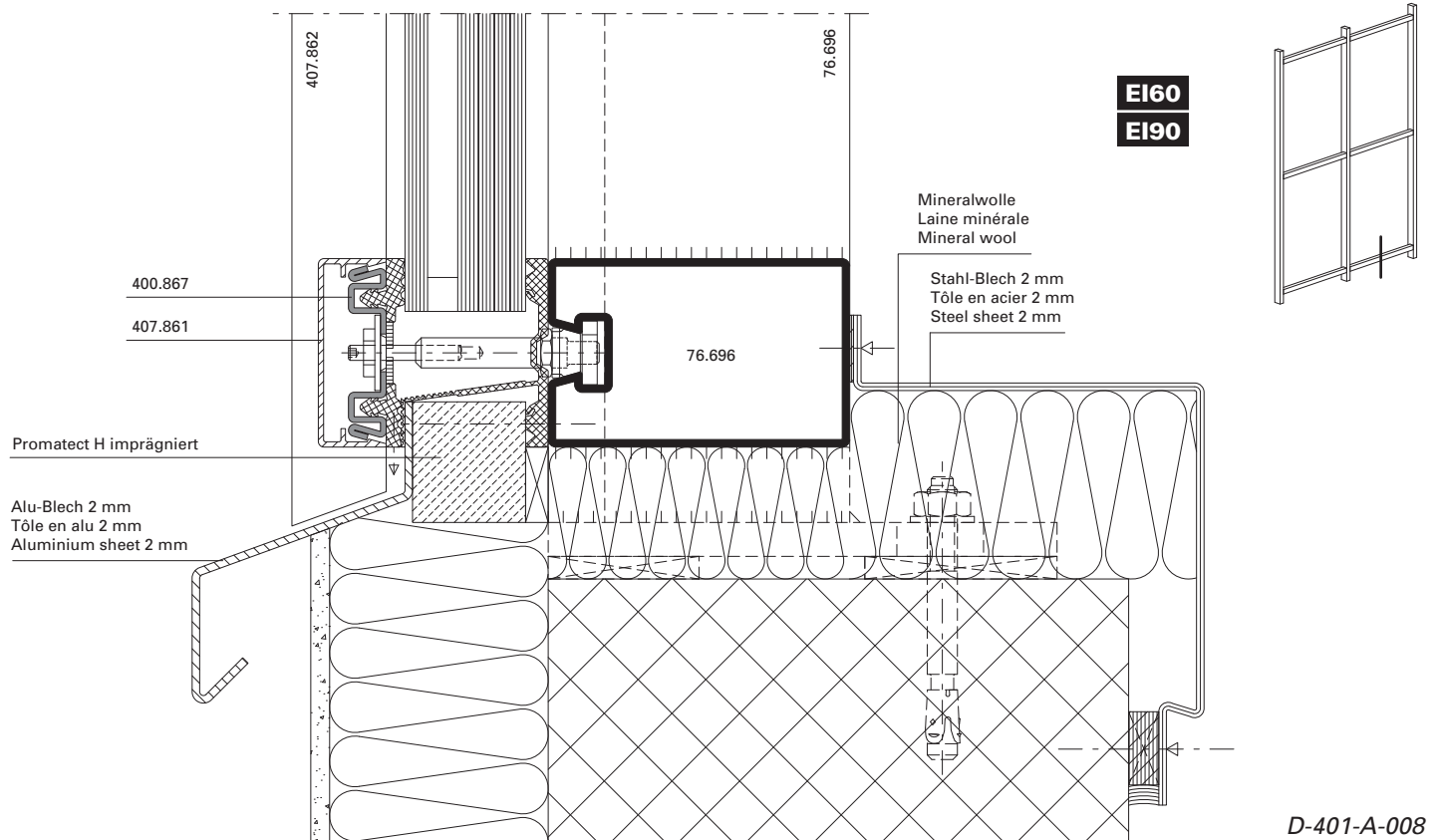
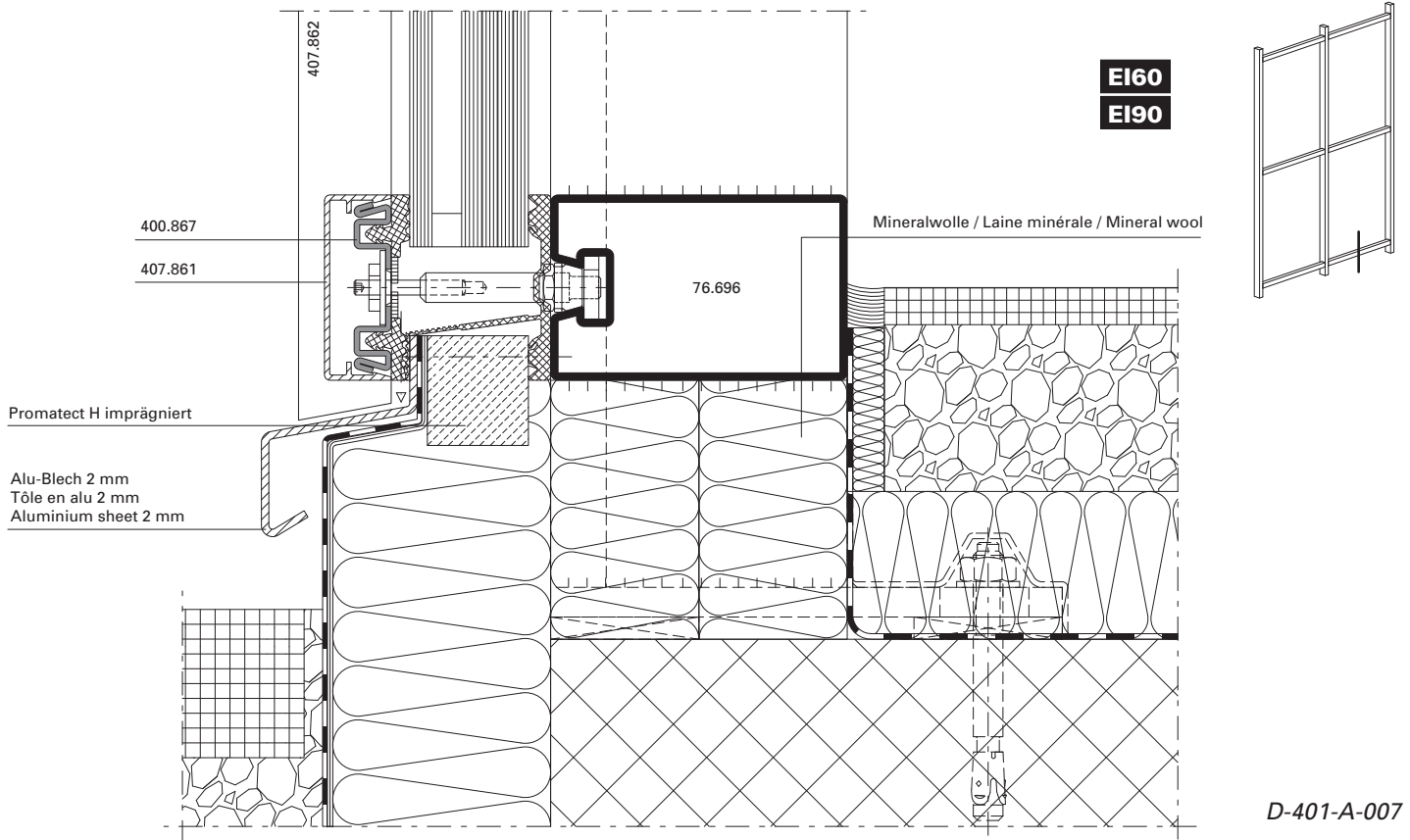
Silikon

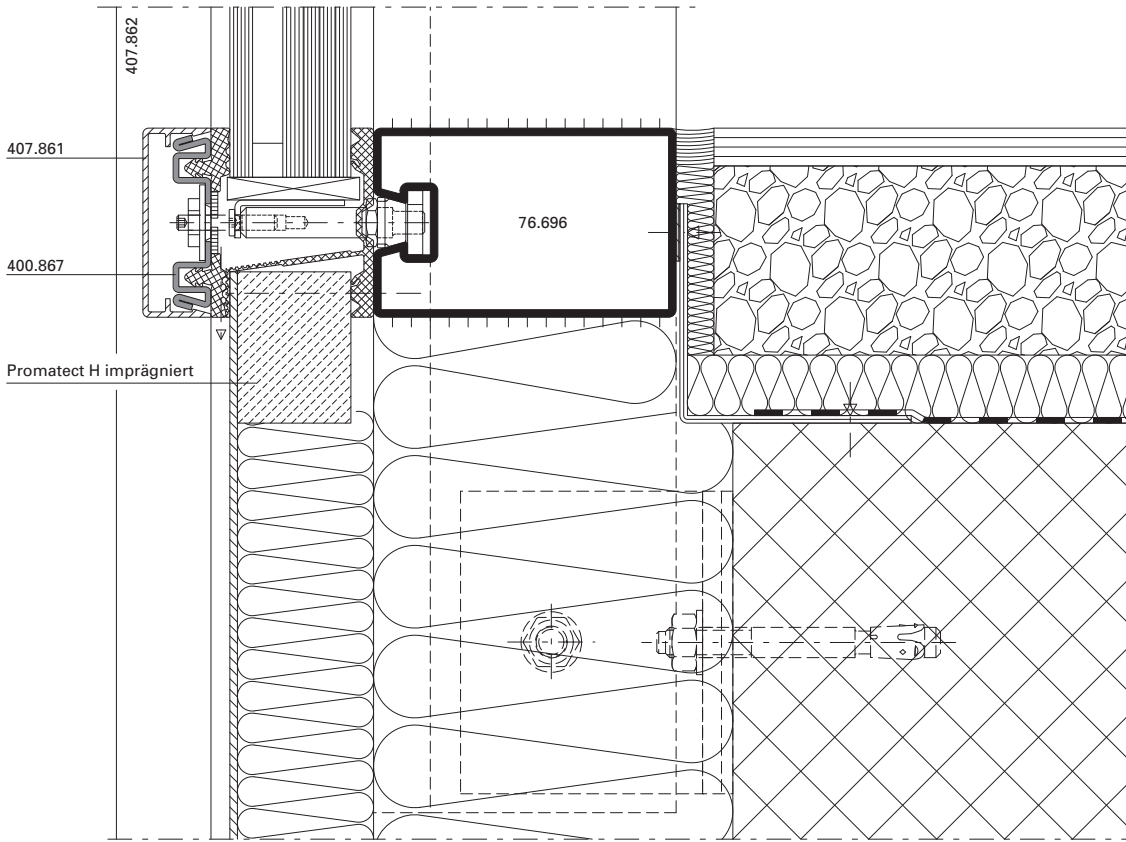


EI60
EI90



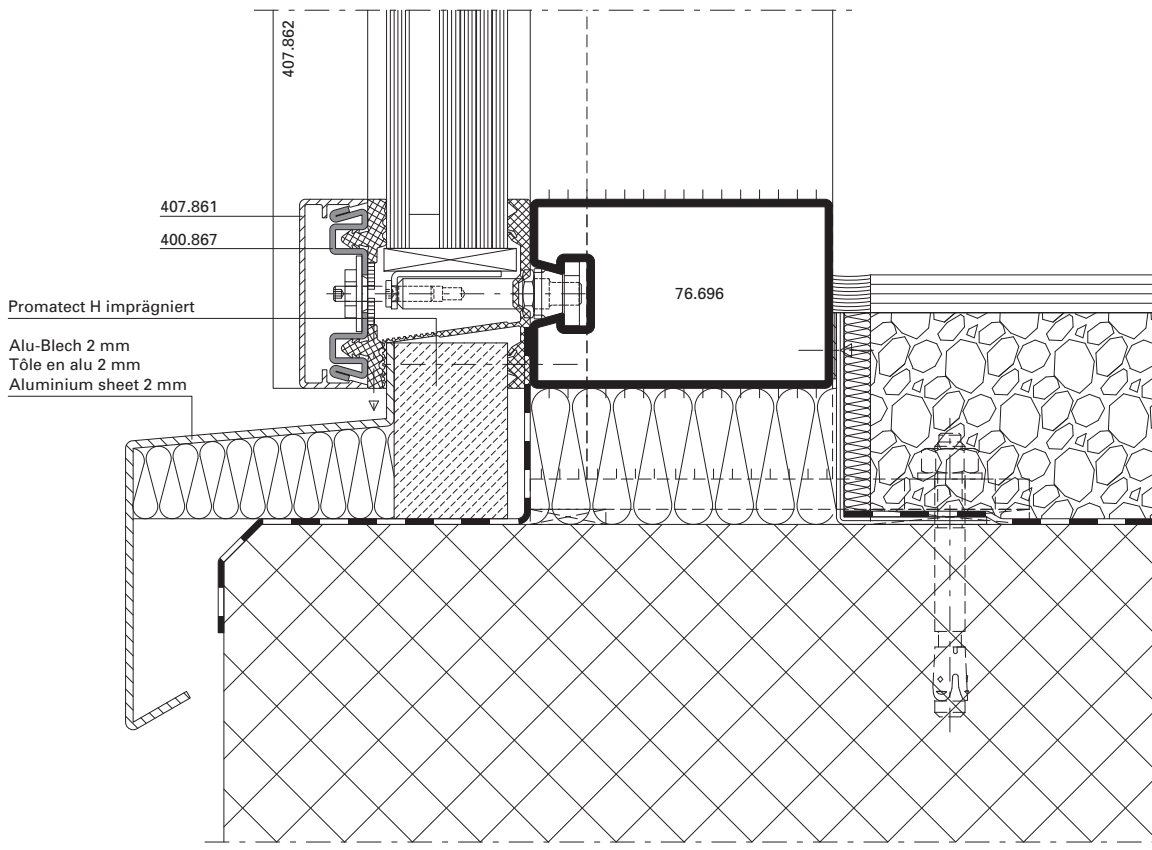
D-401-A-006





EI60
 EI90

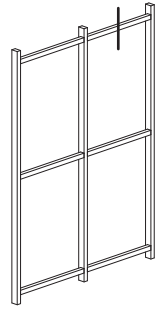
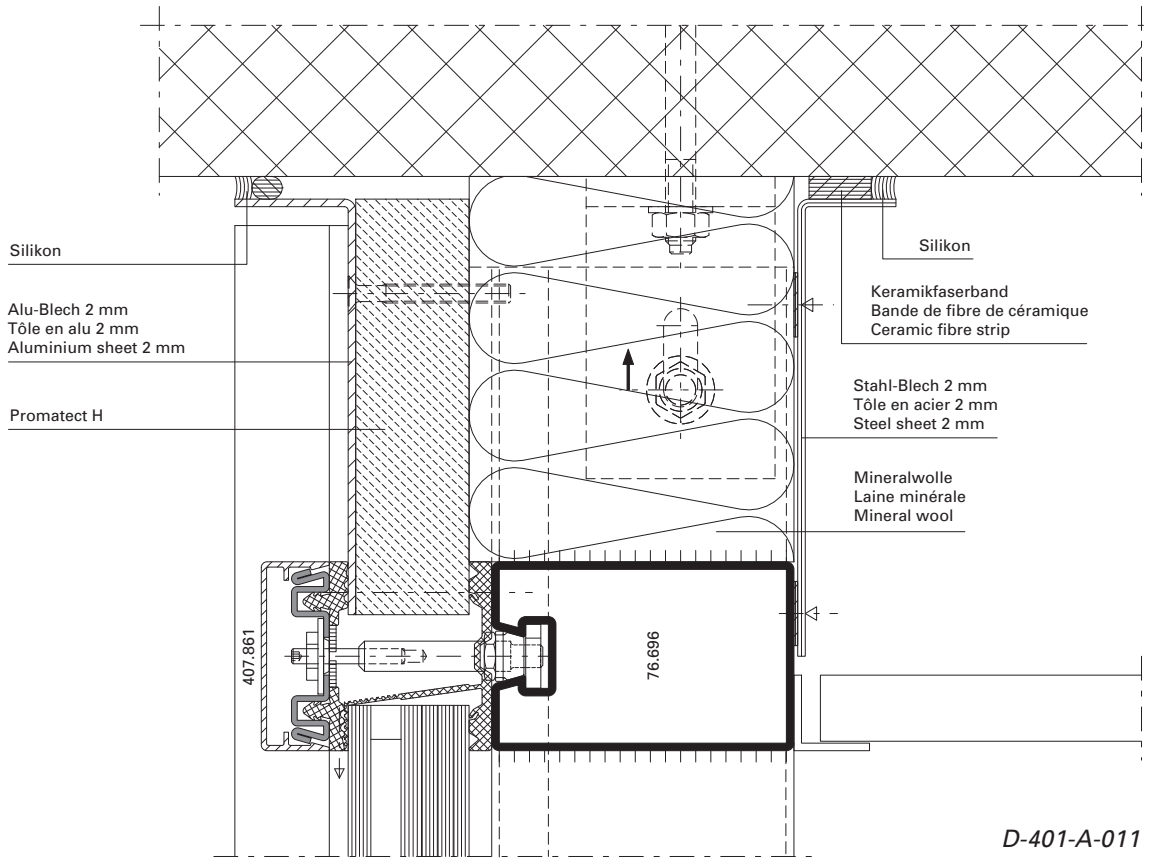
D-401-A-009



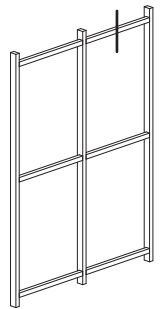
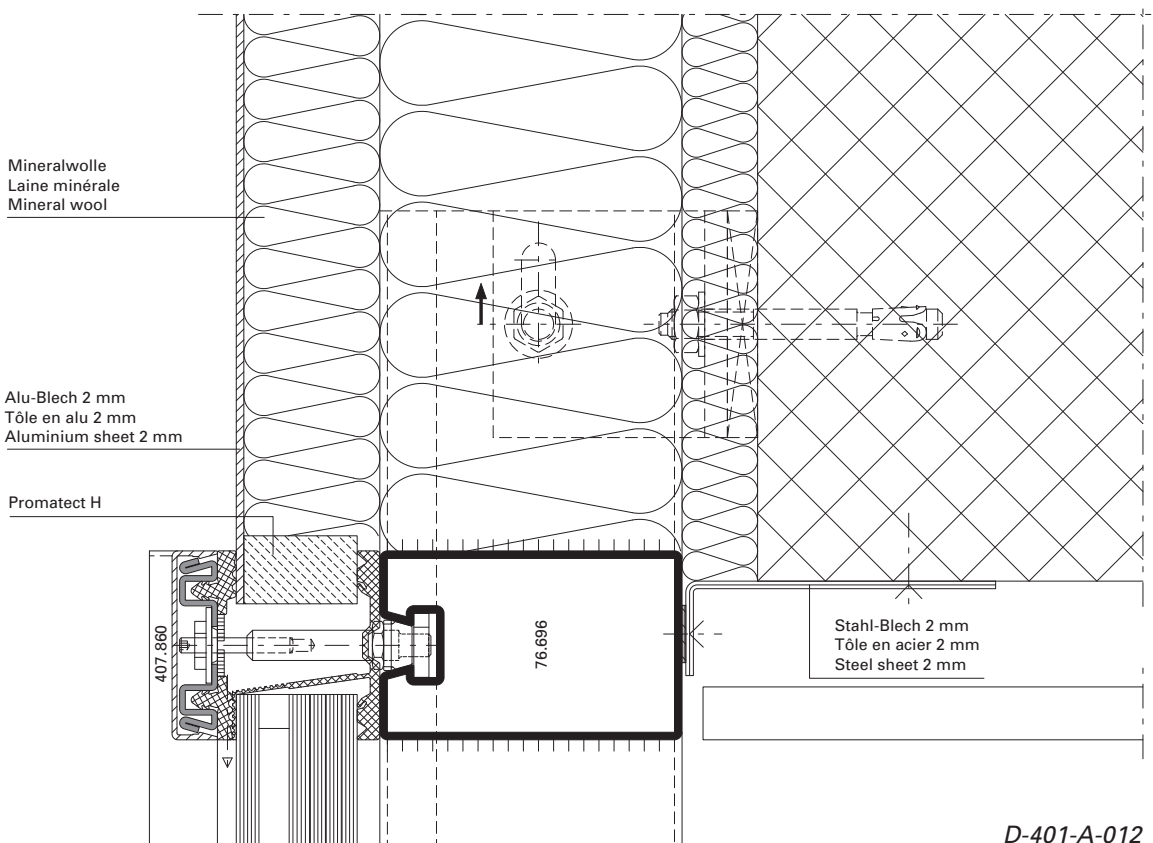
Promatect H imprägniert
 Alu-Blech 2 mm
 Tôle en alu 2 mm
 Aluminium sheet 2 mm

EI60
 EI90

D-401-A-010



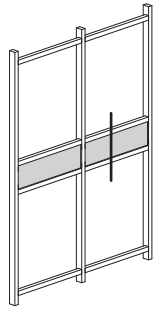
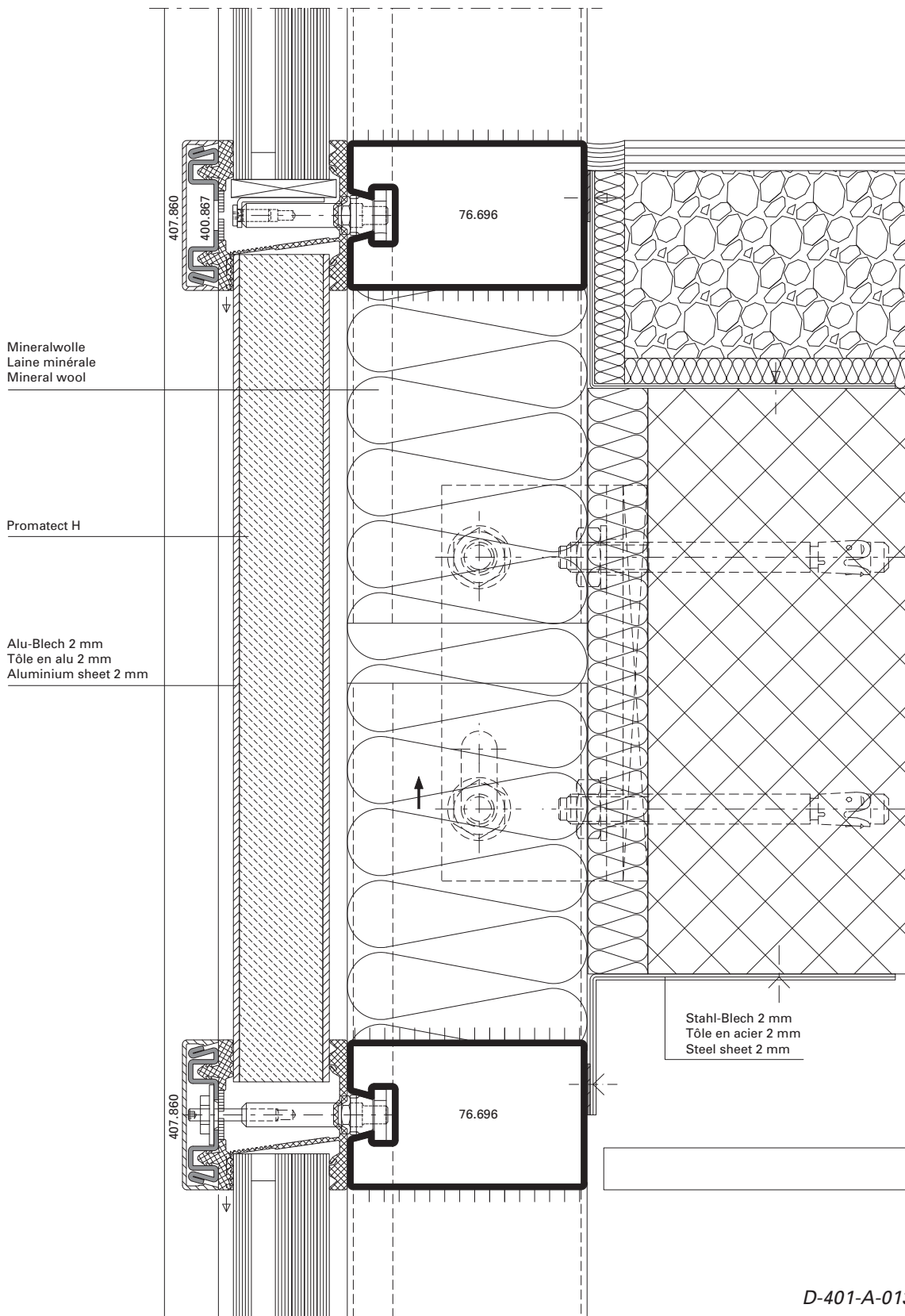
EI30
 EI60
 EI90



EI60
 EI90

Anschlüsse am Bau im Masstab 1:2
 Raccordement au mur à l'échelle 1:2
 Attachment to structure on scale 1:2

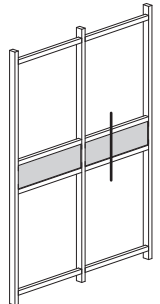
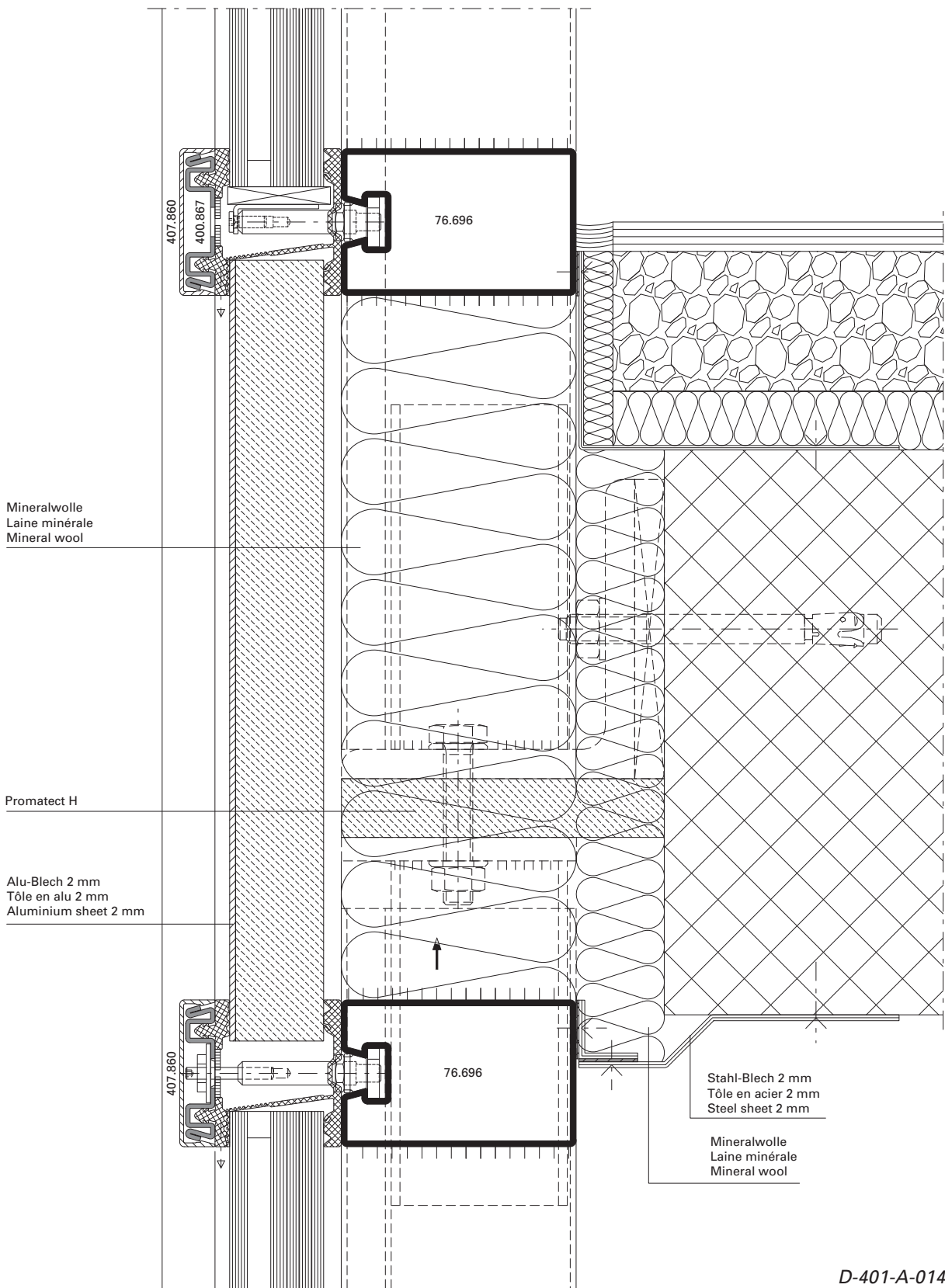
VISS Fire TV
 VISS Fire TV
 VISS Fire TV



EI60
EI90

Anschlüsse am Bau im Masstab 1:2
 Raccordement au mur à l'échelle 1:2
 Attachment to structure on scale 1:2

VISS Fire TV
 VISS Fire TV
 VISS Fire TV

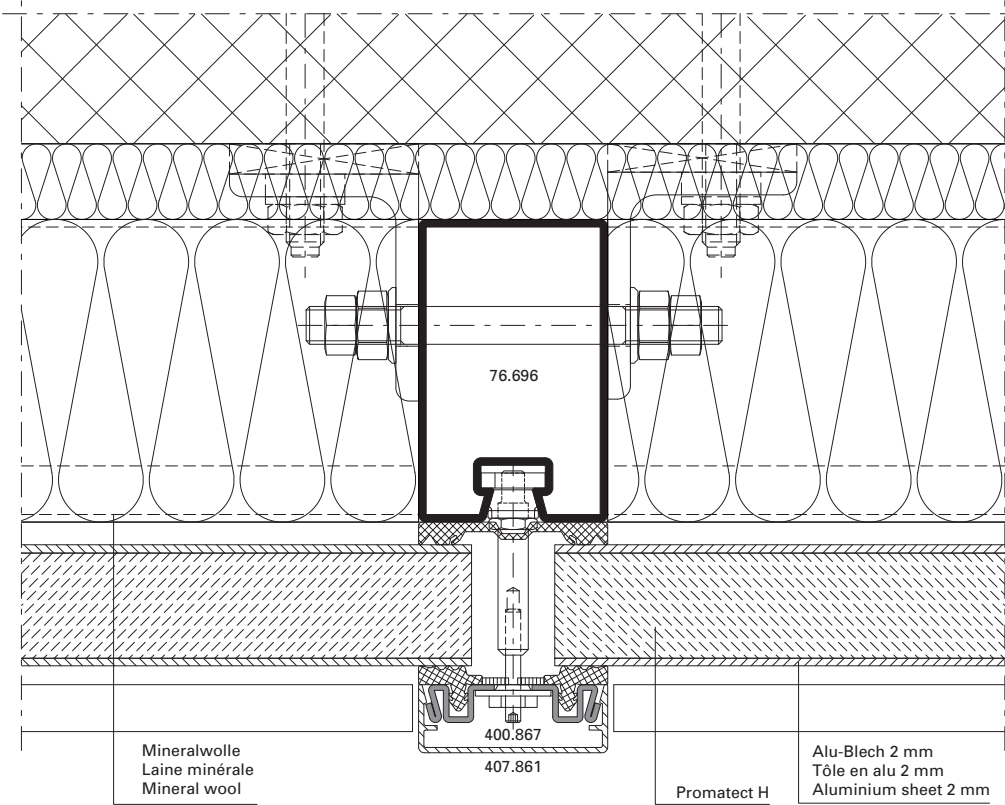


EI60
 EI90

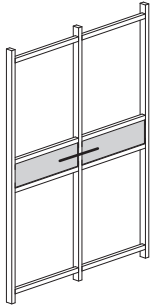
D-401-A-014

Anschlüsse am Bau im Masstab 1:2
 Raccordement au mur à l'échelle 1:2
 Attachment to structure on scale 1:2

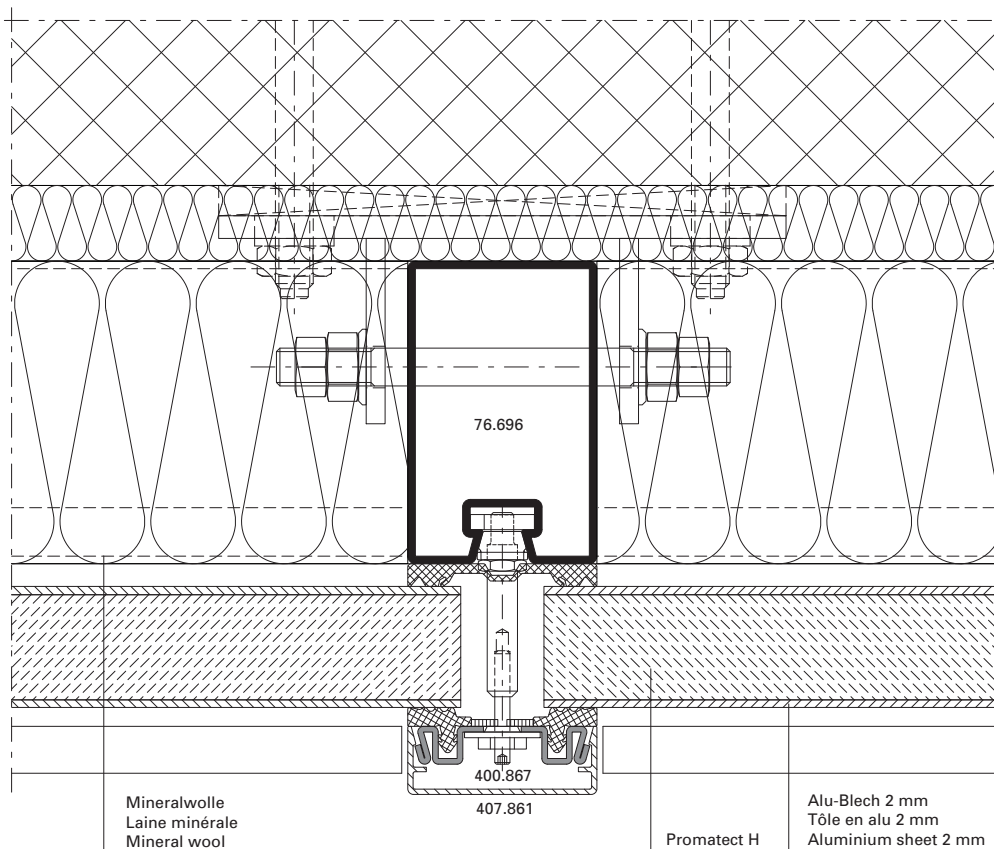
VISS Fire TV
 VISS Fire TV
 VISS Fire TV



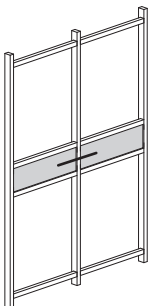
EI60
 EI90



D-401-A-015



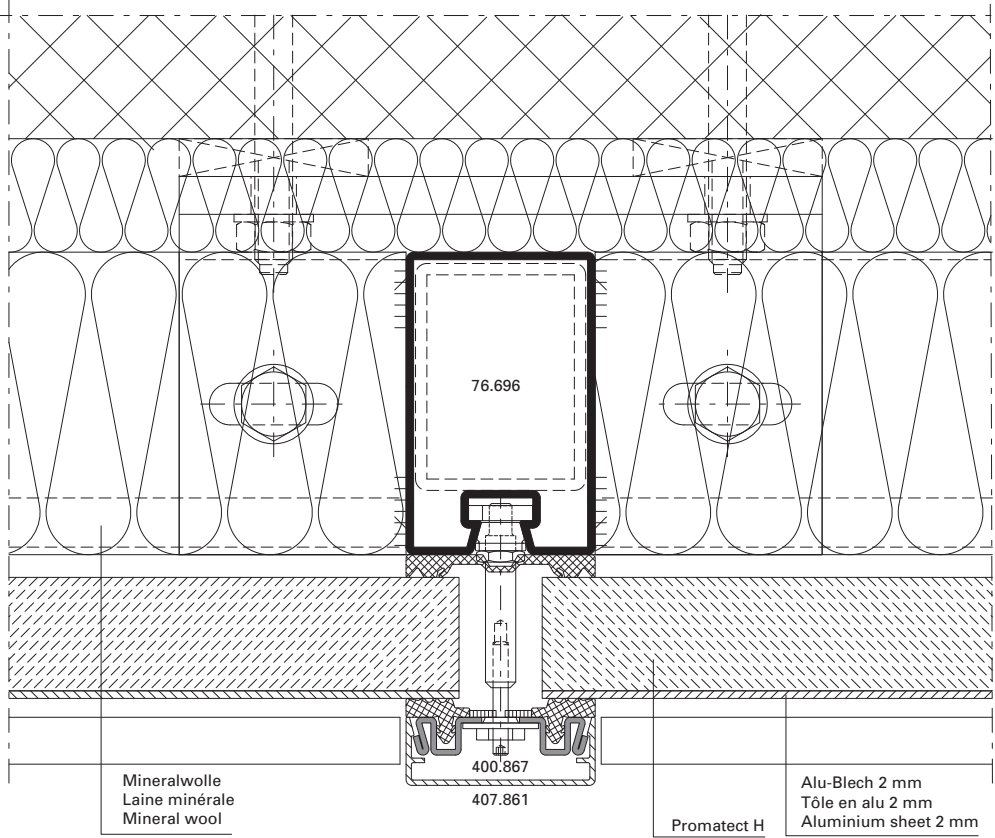
EI30
 EI60
 EI90



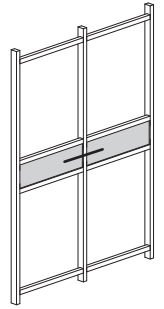
D-401-A-016

Anschlüsse am Bau im Masstab 1:2
 Raccordement au mur à l'échelle 1:2
 Attachment to structure on scale 1:2

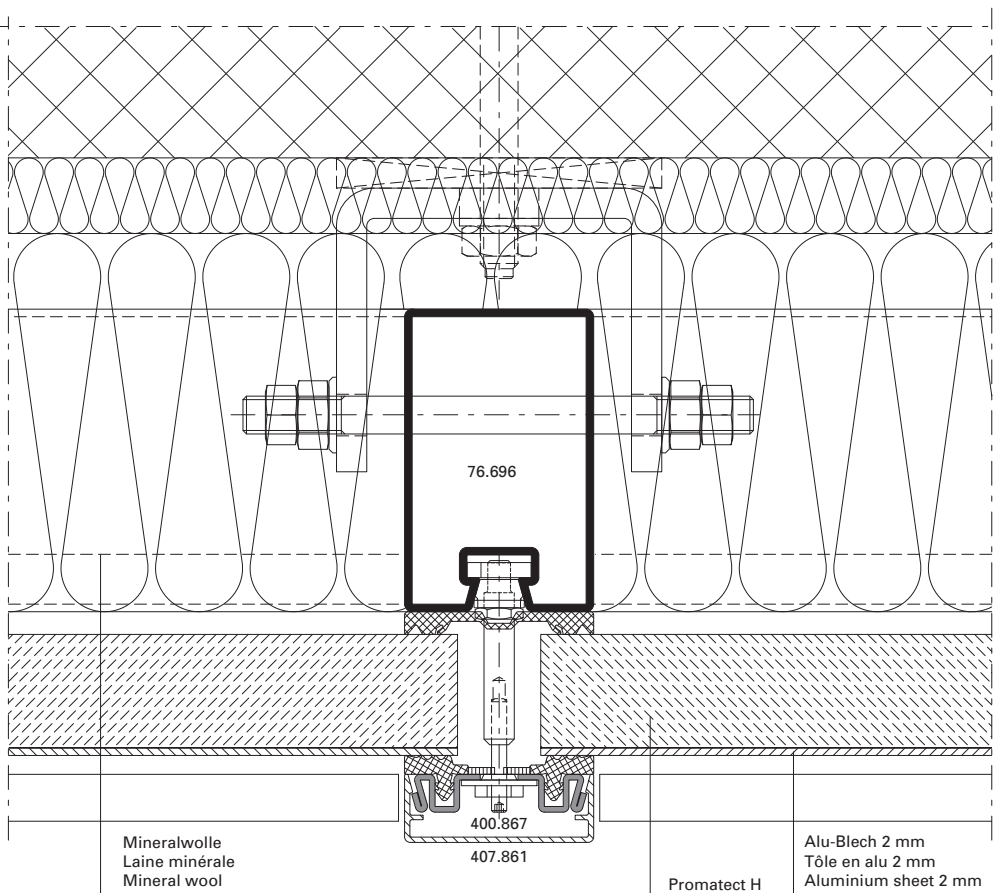
VISS Fire TV
 VISS Fire TV
 VISS Fire TV



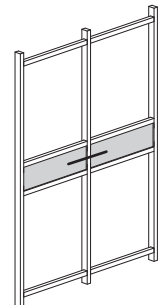
EI60
 EI90



D-401-A-017



EI60
 EI90

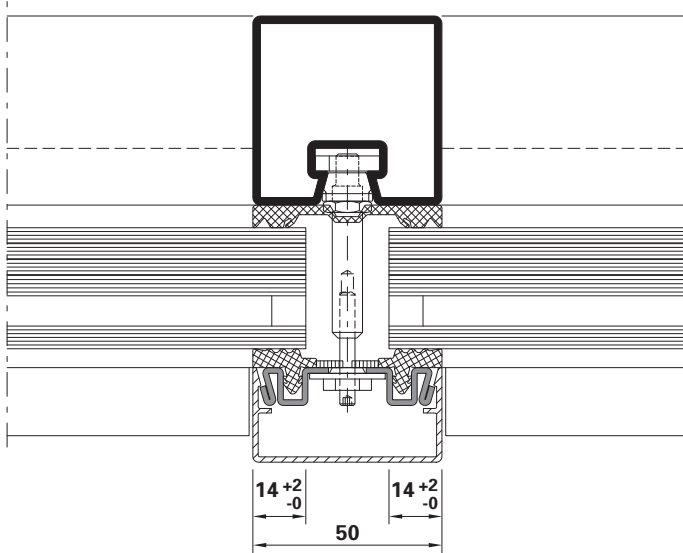


D-401-A-018

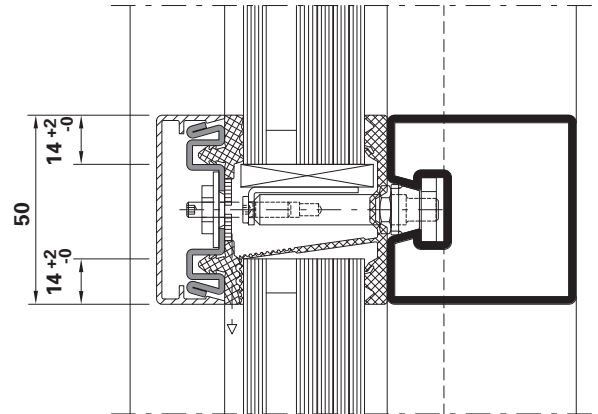
Glaseinstand

Prise en feuillure

Glass edge cover



EI60
EI90



Die landesspezifischen Brandschutz-Zulassungen bzw. deren Bestimmungen und Vorschriften sind zu beachten.

Les certificats de protection incendie spécifiques au pays, leurs dispositions et leurs prescriptions doivent être respectés.

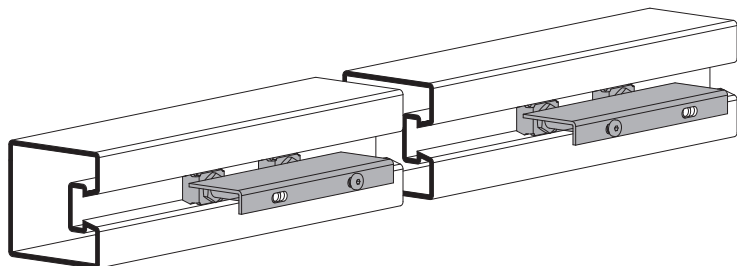
Fire-protection approvals or applicable national regulations and determinations must be observed.

Füllelementgewichte/
Glasauflagen

Poids éléments du remplissage/
Supports de verre

Weight of infill element/
Glazing supports

< 180 kg



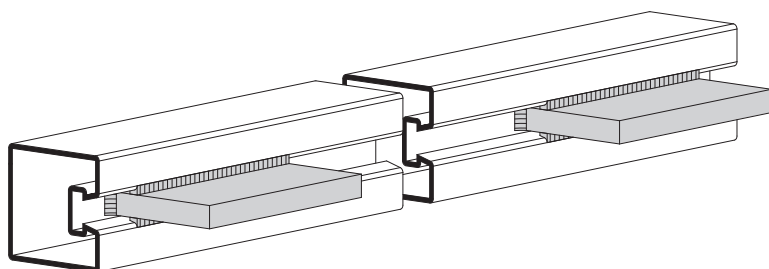
Für Füllelementstärken 5 - 57 mm
Pour éléments de remplissage 5 - 57 mm
For infill elements 5 - 57 mm

Sonderlösung

Solution spéciale

Customised solution

< 800 kg



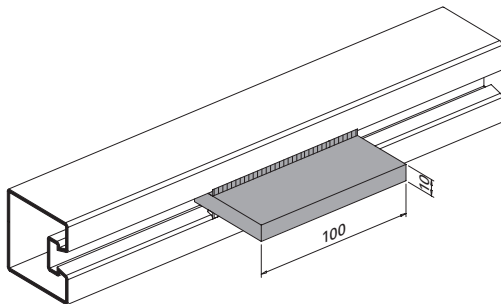
Flachstahl 100 x 10 mm eingeschweisst
Acier plat 100 x 10 mm soudé
Flat steel 100 x 10 mm welding

Für Füllelementstärken ab 58 mm
Pour éléments de remplissage à partir de 58 mm
For infill elements from 58 mm

**Sonderlösung
Glasauflagen**

**Solution spéciale
Supports de verre**

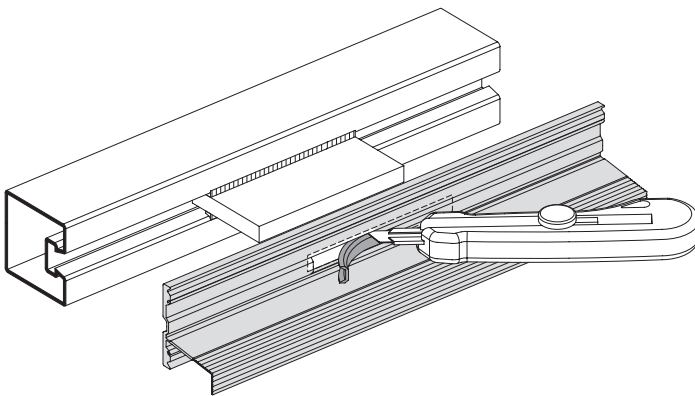
**Customised solution
Glazing supports**



Flachstahl 100x10 mm anschweißen

Souder acier plat 100x10 mm

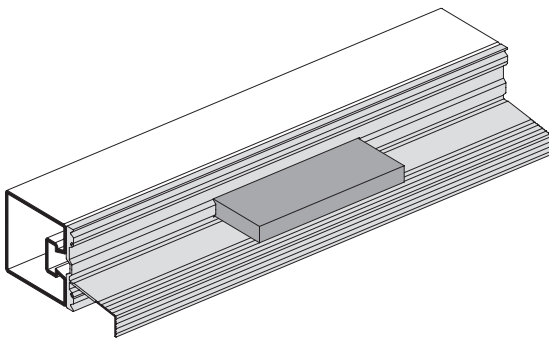
Weld on flat steel 100x10 mm



Innendichtung im Bereich der
Flachstahl-Glasauflagen ausklinken

Entailler le joint intérieur au niveau
du supports de verre en acier plat

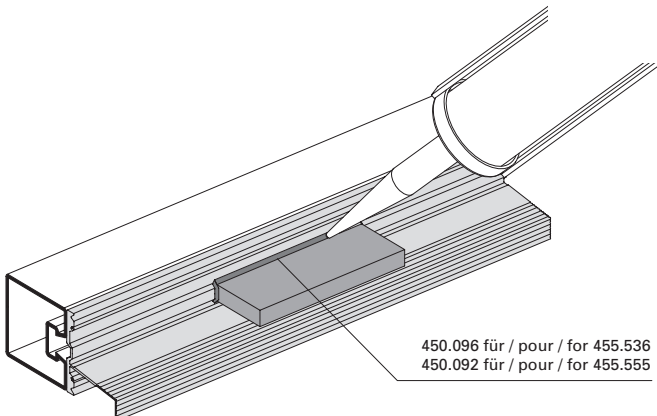
Disengage the inside sealing around
the flat steel glazing supports



Innendichtung über Flachstahl-Glasauf-
lagen stecken

Emboîter le joint intérieur sur le
supports de verre en acier plat

Place the inside sealing over the
flat steel glazing supports



450.096 für / pour / for 455.536
450.092 für / pour / for 455.555

Ausklinkung im Bereich Glasauflagen
umlaufend mit Dichtmasse abdichten

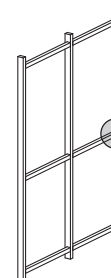
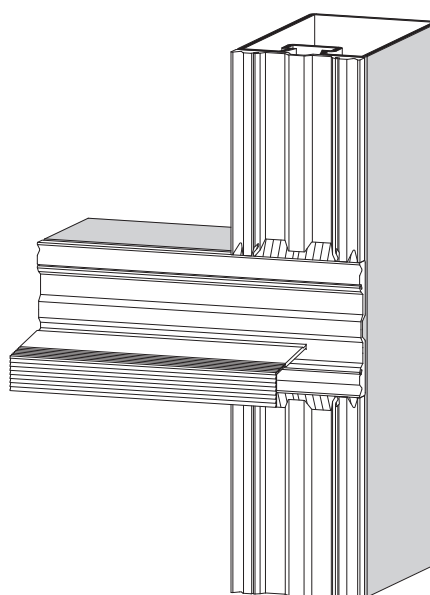
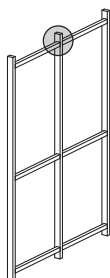
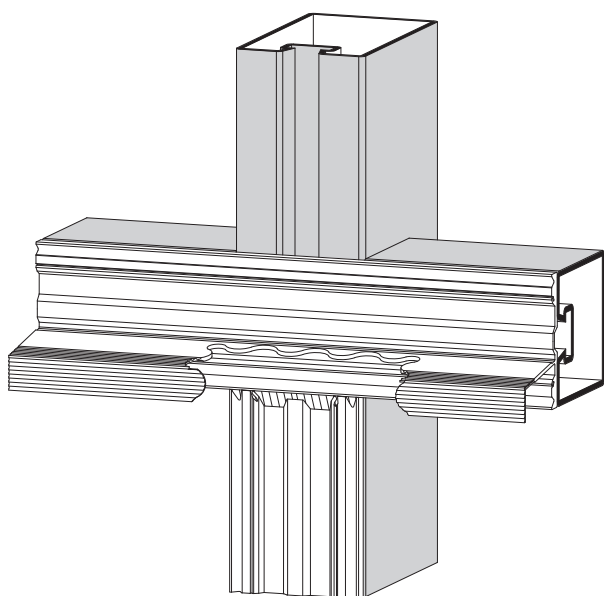
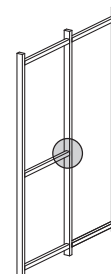
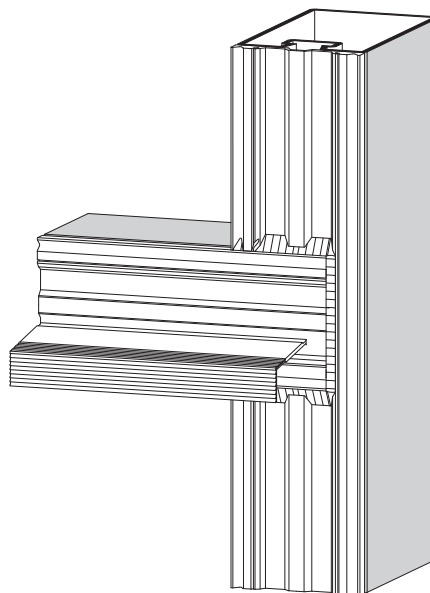
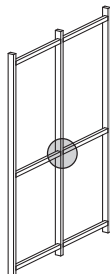
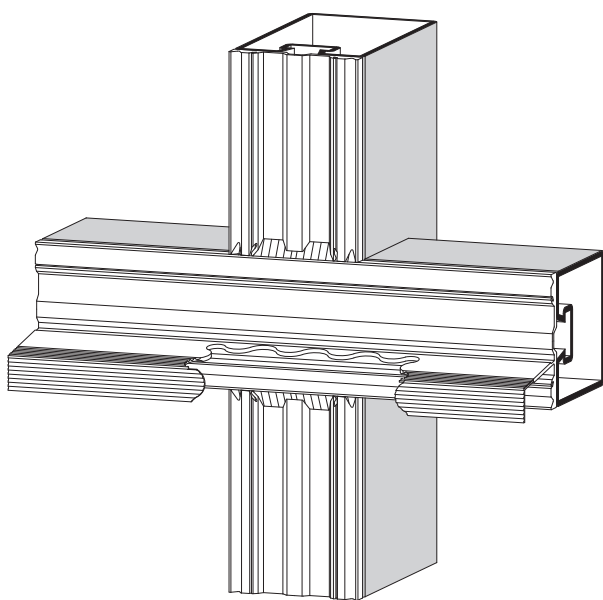
Colmater entièrement les bords de la
mortaise au niveau du supports de
verre à l'aide d'une pâte d'étanchéité

Seal the recess area around the
glazing supports all-round with sealing
compound

Stossausbildungen Innendichtung

Jonctions joint intérieur

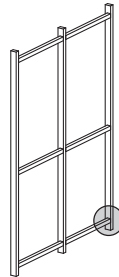
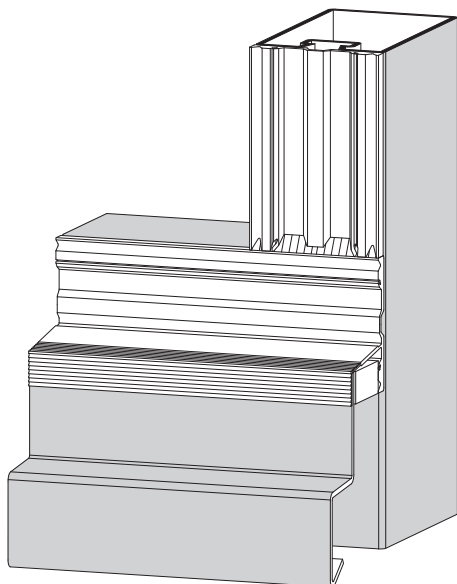
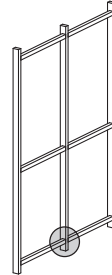
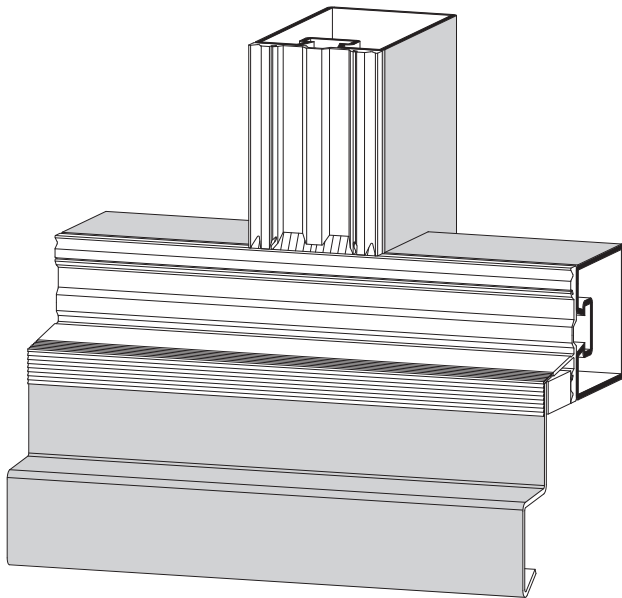
Inner gasket junctions



Stossausbildungen Innendichtung

Jonctions joint intérieur

Inner gasket junctions



Jansen AG

Steel Systems
Industriestrasse 34
9463 Oberriet
Schweiz
jansen.com

JANSEN