

VISS Fire

Brandschutz-Fassaden und Trennwände

VISS Fire

Façades protection incendie et cloisons

VISS Fire

Fire resistant façades and partition walls

VISS Fire EI30 Fassade

VISS Fire EI30 façade

VISS Fire EI30 façade

2

VISS Fire

VISS Fire

VISS Fire

69

VISS Fire DV

VISS Fire DV

VISS Fire DV

111

Alle Ausführungen dieser Dokumentation haben wir sorgfältig und nach bestem Wissen zusammengestellt. Wir können aber keine Verantwortung für die Benützung der vermittelten Vorschläge und Daten übernehmen. Wir behalten uns technische Änderungen ohne Vorankündigung vor.

Nous avons apporté le plus grand soin à l'élaboration de cette documentation. Cependant, nous déclinons toute responsabilité pour l'utilisation faite de nos propositions et de nos données. Nous nous réservons le droit de procéder à des modifications techniques sans préavis.

All the information contained in this documentation is given to the best of our knowledge and ability. However, we decline all responsibility for the use made of these suggestions and data. We reserve the right to effect technical modifications without prior warning.

VISS Fire EI30 Fassade/Trennwand
VISS Fire EI30 façade/cloison
VISS Fire EI30 façade/partition wall

Systemübersicht

Merkmale
Zulassungen
Typenübersicht

Sommaire du système

Caractéristiques
Homologations
Sommaire des types

Summary of system

Characteristics
Authorisations
Summary of types

4

Profilsortiment

Profile 50 und 60 mm
Deckprofile 50 und 60 mm

Assortiment de profilé

Profilés 50 et 60 mm
Profilés de recouvrement 50 et 60 mm

Range of profiles

Profiles 50 and 60 mm
Cover sections 50 and 60 mm

14

Konstruktions-Hinweise

Konstruktionsdetails
Schnittpunkte
Konstruktionsdetails
Anschlüsse am Bau

Consignes de construction

Détails de construction
Coupes de détails
Détails de construction
Raccordement au mur

Construction instructions

Construction details
Section details
Construction details
Attachment to structure

21

Systemhinweise

Remarque concernant les systèmes

System instructions

67

Alle Ausführungen dieser Dokumentation haben wir sorgfältig und nach bestem Wissen zusammengestellt. Wir können aber keine Verantwortung für die Benützung der vermittelten Vorschläge und Daten übernehmen. Wir behalten uns technische Änderungen ohne Vorankündigung vor.

Nous avons apporté le plus grand soin à l'élaboration de cette documentation. Cependant, nous déclinons toute responsabilité pour l'utilisation faite de nos propositions et de nos données. Nous nous réservons le droit de procéder à des modifications techniques sans préavis.

All the information contained in this documentation is given to the best of our knowledge and ability. However, we decline all responsibility for the use made of these suggestions and data. We reserve the right to effect technical modifications without prior warning.

Merkmale

Caractéristiques

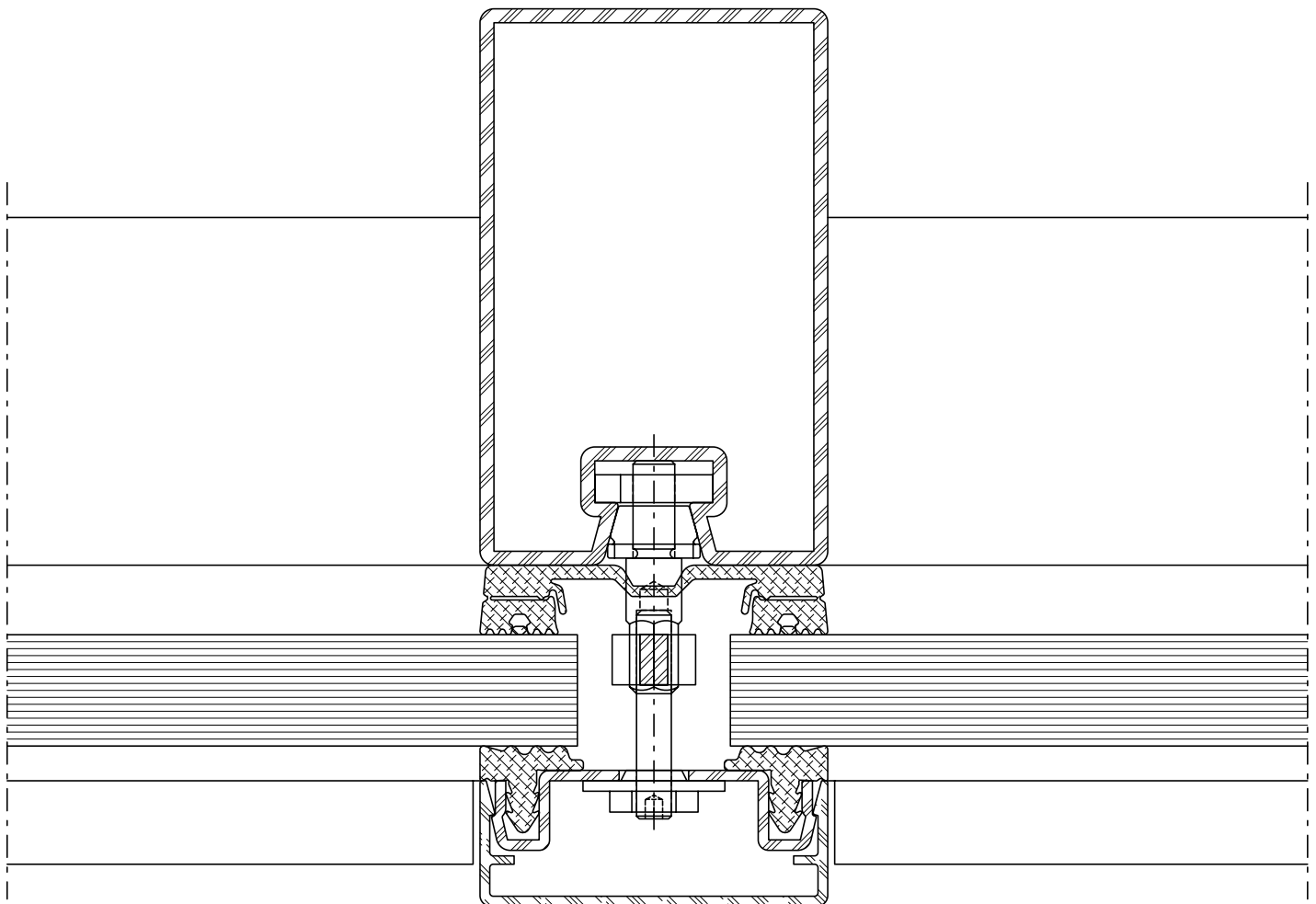
Characteristics

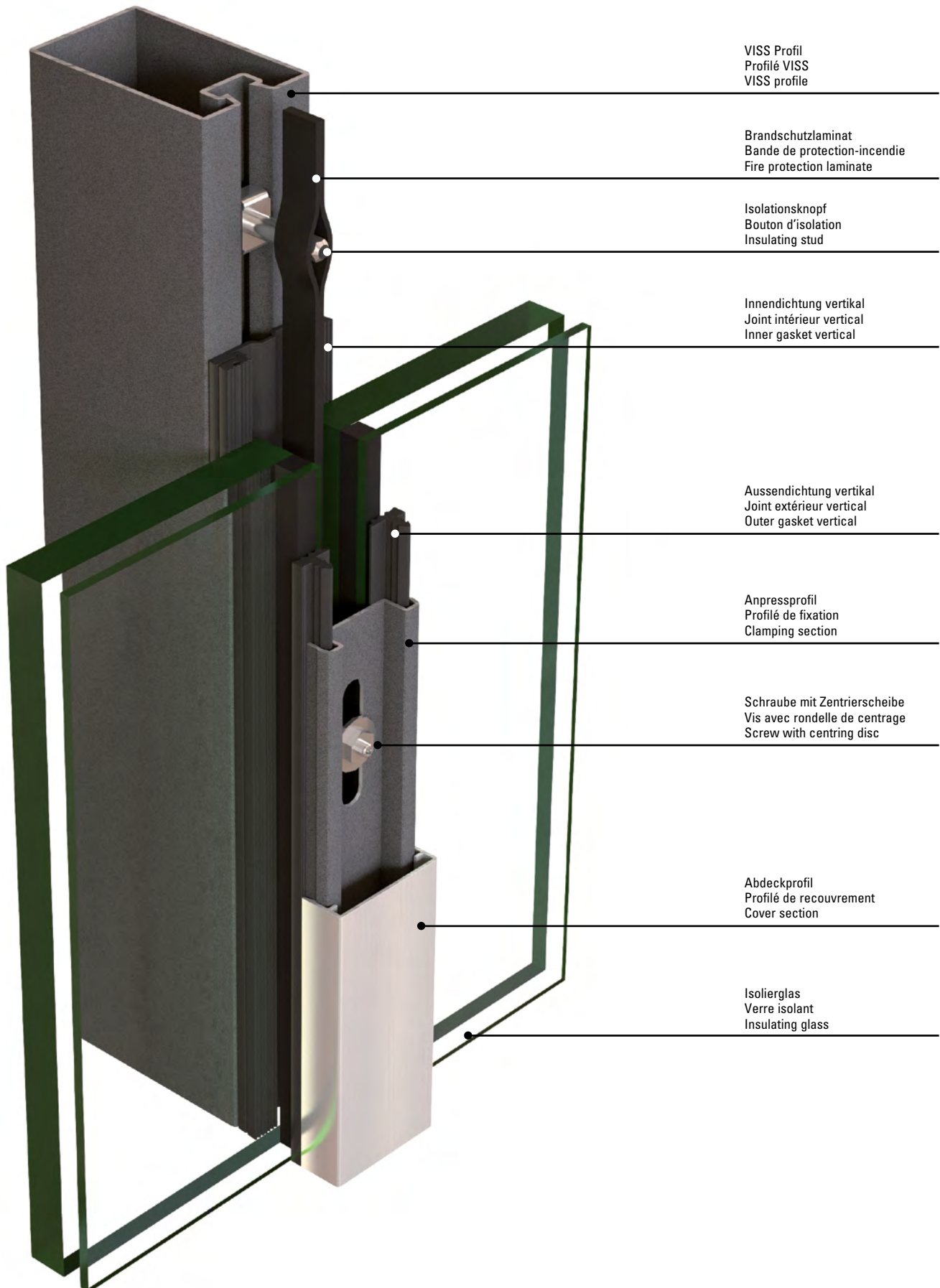
VISS Fire EI30 Fassade/Trennwand

VISS Fire EI30 façade/cloison

VISS Fire EI30 façade/partition wall

- CE-Kennzeichnung nach EN 13830
- U_{CW} eingebaut, Werte bis $0.96 \text{ W/m}^2\text{K}$
- Ansichtsbreiten 50 und 60 mm
- Füllelementstärken 15 bis 70 mm
- Standardprofile ab Lager mit I_x Werten bis 2041 cm^4
- Füllelementgewichte bis 1800 kg
- Zulassungen/Prüfungen EI30
- Marquage CE selon EN 13830
- Valeurs U_{CW} (monté) jusqu'à $0.96 \text{ W/m}^2\text{K}$
- LMasse vue 50 et 60 mm
- Éléments de remplissage de 15 à 70 mm d'épaisseur
- Profilés standard disponibles sur stock avec valeurs I_x jusqu'à 2041 cm^4
- Poids de remplissage jusqu'à 1800 kg
- Homologations/Essais EI30
- CE marking in accordance with EN 13830
- U_{CW} installed, values to $0.96 \text{ W/m}^2\text{K}$
- 50 and 60 mm face widths
- Infill panel thicknesses of 15 to 70 mm
- Standard profiles from stock with I_x values to 2041 cm^4
- Infill unit weights up to 1800 kg
- Authorisations/Tests EI30





VISS Fire

Produktnorm Vorhangfassade EN 13830
 Luftdurchlässigkeit (EN 12152) AE
 Schlagregendichtheit (EN 12154) RE 1200
 Widerstandsfähigkeit bei Windlast (EN 13116)
 zulässige Last 2000 Pa
 erhöhte Last 3000 Pa
 Stossfestigkeit (EN 14019) I5/E5
 Prüfbericht 108 28793,
 Gutachten 155 28793 und
 Klassifizierungsbericht 100 28793,
 ift DE-Rosenheim

Luftschalldämmung
 nach EN ISO 140-3 (1993) und
 ISO/DIS 717-1 (1993), DIN 52210:
 $R_w = 42$ dB (bei Füllelementwert
 mind. $R_w = 42$ dB)
 Gutachtliche Stellungnahme vom
 13.9.1996 der EMPA, Dübendorf/CH

Luftschalldämmung F90
 nach EN ISO 140-3 (1993) und
 ISO/DIS 717-1 (1993), DIN 52210:
 $R_w (C;C_{tr}) = 44 (-1;-4)$ dB
 $R_w (C;C_{tr}) = 46 (-2;-5)$ dB
 $R_w (C;C_{tr}) = 47 (-1;-5)$ dB
 Prüfbericht 161 28310/1.0.0
 vom 30. 6. 2004

CWCT-Test
 Luftdurchlässigkeit: Druck 600 Pa PASS
 Wasserdichtheit statisch:
 Druck 600 Pa PASS
 Wasserdichtheit dynamisch PASS
 Windlast:
 Sicherheit 3600 Pa PASS
 Gebrauchstauglichkeit 2400 Pa PASS
 Schlauchtest PASS
 Certificate Number 04/32, January 2004
 Centre for Window and Cladding
 Technology, Wintech Engineering Ltd.,
 GB-Telford

VISS Fire

Norme de produit façade rideau EN 13830
 Perméabilité à l'air (EN 12152) AE
 Etanchéité à la pluie battante (EN 12154)
 RE 1200
 Résistance à la charge du vent (EN 13116)
 Charge admissible 2000 pa
 Charge élevée 3000 Pa
 Résistance aux chocs (EN 14019) I5/E5
 Rapport d'essai 108 28793,
 expertise 155 28793 et rapport de
 classification 100 28793,
 ift DE-Rosenheim

Isolement contre les sons aériens
 selon EN ISO 140-3 (1993) et
 ISO/DIS 717-1 (1993), DIN 52210:
 $R_w = 42$ dB (avec valeur du
 remplissage min. $R_w = 42$ dB)
 Expertise de l'EMPA Dübendorf/CH
 du 13.9.1996

Isolement contre les sons aériens F90
 selon EN ISO 140-3 (1993) et
 ISO/DIS 717-1 (1993), DIN 52210:
 $R_w (C;C_{tr}) = 44 (-1;-4)$ dB
 $R_w (C;C_{tr}) = 46 (-2;-5)$ dB
 $R_w (C;C_{tr}) = 47 (-1;-5)$ dB
 Rapport d'essai 161 28310/1.0.0
 du 30. 6. 2004

CWCT-Test
 Perméabilité à l'air: Pression 600 Pa PASS
 Etanchéité à l'eau statique:
 Pression 600 Pa PASS
 Etanchéité à l'eau dynamique: PASS
 Résistance au vent:
 Sécurité 3600 Pa PASS
 Aptitude à l'usage 2400 Pa PASS
 Essai au tuyau PASS
 Certificate Number 04/32, January 2004
 Centre for Window and Cladding
 Technology, Wintech Engineering Ltd.,
 GB-Telford

VISS Fire

Product approval curtain walls EN 13830
 Air permeability (EN 12152) AE
 Resistance to driving rain (EN 12154)
 RE 1200
 Resistance to wind loads (EN 13116)
 Permissible load 2000 Pa
 Increased load 3000 Pa
 Impact streng (EN 14019) I5/E5
 Test report 108 28793,
 appraisal report 155 28793 and
 classification report 100 28793
 ift DE-Rosenheim

Insulation against airborne noise
 according to EN ISO 140-3 (1993)
 and ISO/DIS 717-1 (1993), DIN 52210:
 $R_w = 42$ dB (with glass/infill panel min.
 $R_w = 42$ dB)
 Expertise dated 13.9.1996 by
 EMPA Dübendorf/CH

Insulation against airborne noise F90
 according to EN ISO 140-3 (1993)
 and ISO/DIS 717-1 (1993), DIN 52210:
 $R_w (C;C_{tr}) = 44 (-1;-4)$ dB
 $R_w (C;C_{tr}) = 46 (-2;-5)$ dB
 $R_w (C;C_{tr}) = 47 (-1;-5)$ dB
 Test report 161 28310/1.0.0
 dated 30. 6. 2004

CWCT-Test
 Air permeability: Pressure 600 Pa PASS
 Watertightness static:
 Pressure 600 Pa PASS
 Watertightness dynamic: PASS
 Wind resistance:
 Safety 3600 Pa PASS
 Serviceability 2400 Pa PASS
 Hose test PASS
 Certificate Number 04/32, January 2004
 Centre for Window and Cladding
 Technology, Wintech Engineering Ltd.,
 GB-Telford

VISS Fire
Brandschutzverglasung Klasse EI30

VISS Fire
Vitrage coupe feu Classe EI30

VISS Fire
Fire protection glazing Class EI30

CH: Zulassung beantragt

CH: Homologation en cours

CH: Authorisation applied

DE: Zulassung beantragt

DE: Homologation en cours

DE: Authorisation applied

DIN 18008-4

Technische Regeln für die
Verwendung von absturzsichernden
Verglasungen

DIN 18008-4

Règlement technique pour la
sécurité anti-chute des vitrages

DIN 18008-4

The technical regulations for
protecting glazing against
falling out

AbP P-2017/009

Kategorie A (900 mm)

AbP P-2017/009

Kategorie A (900 mm)

AbP P-2017/009

Kategorie A (900 mm)

Klemmverbindung

AbZ Z-14.4-465 (Brandschutzanker)

Jonction par serrage

AbZ Z-14.4-465 (boulon d'ancrage
anti-incendie)

Clamp connection

AbZ Z-14.4-465 (fire-proof anchor)

Pfosten-Riegel-Verbindung

AbZ Z-14.4-467 (T-Verbinder)

Jonction montant-traverse

AbZ Z-14.4-467 (Raccord en T)

Mullion-transom connection

AbZ Z-14.4-467 (Connecting spigot)

AT: Zulassung beantragt

AT: Homologation en cours

AT: Authorisation applied

FR: Zulassung beantragt

FR: Homologation en cours

FR: Authorisation applied

Die landesspezifischen
Brandschutz-Zulassungen bzw.
deren Bestimmungen und
Vorschriften sind zu beachten.
(Trennwand)

Les certificats de protection
incendie spécifiques au pays,
leurs dispositions et leurs
prescriptions doivent être respectés.
(Cloison)

Fire-protection approvals or
applicable national regulations
and determinations must be
observed.
(Partition wall)

Brandschutzglas
AGC

Verre coupe-feu
AGC

Fire resistant glass
AGC

Glastyp Type de verre Glass type	Stärke Épaisseur Thickness	Max. Glasabmessungen Hochformat Max. dimensions de verre Format Portrait Max. glass dimensions Portrait		Max. Glasabmessungen Querformat Max. dimensions de verre Format Paysage Max. glass dimensions Landscape		Max. Zwischenabmessungen Dimensions intermédiaires max. Max. intermediate dimensions	
		Kantenlänge Longueur d'arête Edge length (BxH)	Fläche Surface Area	Kantenlänge Longueur d'arête Edge length (BxH)	Fläche Surface Area	Kantenlänge Longueur d'arête Edge length (BxH)	Fläche Surface Area
Pyrobel 16*	≤ 70 mm	1650 x 3146 mm	4.72 m ²	2860 x 1375 mm	3.58 m ²	2860 x 3146 mm	4.15 m ²
Pyrobel 16EG*							
Pyrobel 16EG2*							
Pyrobel 16 IGU*							
Pyrobel 16 EG IGU*							
Pyrobel 16EG2 IGU*							

max. Anzahl der VSG-Folien*: 4x0.38 mm

max. Dichte Polycarbonat*: 1.52 mm

* Die Schichten können an jeder Position in der Gegenscheibe sein.

Alternative Formen:

Von den rechtwinkligen Glasabmessungen abweichende Formen sind zulässig, sofern die Form innerhalb der max. Fläche der oben erwähnten Abmessungen liegt und die weiteren Bedingungen gemäss Klassifizierungsbericht eingehalten werden.

Nombre max. de feuilles VSG*: 4x0.38 mm

Densité max. polycarbonate*: 1.52 mm

* Les couches peuvent se trouver à toutes les positions dans le verre.

Formes alternatives:

les formes différentes des dimensions rectangulaires sont admissibles si elles se trouvent dans la plage maximale des dimensions indiquées plus haut et si les autres conditions définies par le rapport de classement sont remplies.

Max. number of LSG foils*: 4x0.38 mm

Max. thickness of polycarbonate*: 1.52 mm

* The layers can be at any position in the glass.

Alternative shapes:

Shapes which deviate from the rectangular glass dimensions are permissible provided that the shape is within the maximum area of the abovementioned dimensions and the other conditions of the classification report are met.

Brandschutzglas
Pilkington

Verre coupe-feu
Pilkington

Fire resistant glass
Pilkington

Glastyp Type de verre Glass type	Stärke Épaisseur Thickness	Max. Glasabmessungen Hochformat Max. dimensions de verre Format Portrait Max. glass dimensions Portrait		Max. Glasabmessungen Querformat Max. dimensions de verre Format Paysage Max. glass dimensions Landscape		Max. Zwischenabmessungen Dimensions intermédiaires max. Max. intermediate dimensions	
		Kantenlänge Longueur d'arête Edge length (BxH)	Fläche Surface Area	Kantenlänge Longueur d'arête Edge length (BxH)	Fläche Surface Area	Kantenlänge Longueur d'arête Edge length (BxH)	Fläche Surface Area
Pyrostop 30-10, Pyrostop 30-12	≥ 15 mm	1400 x 2500 mm	3.50 m ²	2500 x 1400 mm	3.50 m ²	-	-
Pyrostop 30-22*	≥ 20 mm	1540 x 3000 mm	4.62 m ²	3000 x 1540 mm	4.62 m ²	1600 x 3000 mm 3000 x 1600 mm	4.62 m ²
Pyrostop 30-17*, Pyrostop 30-18*	≤ 70 mm	1540 x 3000 mm	4.62 m ²	3000 x 1540 mm	4.62 m ²	3000 x 3000 mm**	4.62 m ²
Pyrostop 30-20*							
Pyrostop 30-25*, Pyrostop 30-26*							
Pyrostop 30-27*, Pyrostop 30-28*							
Pyrostop 30-35*, Pyrostop 30-36*							
Pyrostop 30-37*, Pyrostop 30-38*							
Pyrostop 30-17 Triple*							
Pyrostop 30-18 Triple*							
Pyrostop 30-25 Triple* Pyrostop 30-26 Triple*							
Pyrostop 30-27 Triple* Pyrostop 30-28 Triple*							
Pyrostop 30-35 Triple* Pyrostop 30-36 Triple*							
Pyrostop 30-37 Triple* Pyrostop 30-38 Triple*							

max. Anzahl der VSG-Folien*: 4x0.38 mm

* Die Schichten können an jeder Position in der Gegenscheibe sein.

Alternative Formen: Von den rechtwinkligen Glasabmessungen abweichende Formen sind zulässig, sofern die Form innerhalb der max. Fläche der oben erwähnten Abmessungen liegt und die weiteren Bedingungen gemäss Klassifizierungsbericht eingehalten werden.

Nombre max. de feuilles VSG*: 4x0.38 mm

* Les couches peuvent se trouver à toutes les positions dans le verre.

Formes alternatives: les formes différentes des dimensions rectangulaires sont admissibles si elles se trouvent dans la plage maximale des dimensions indiquées plus haut et si les autres conditions définies par le rapport de classement sont remplies.

Max. number of LSG foils*: 4x0.38 mm

* The layers can be at any position in the glass.

Alternative shapes:

Shapes which deviate from the rectangular glass dimensions are permissible provided that the shape is within the maximum area of the abovementioned dimensions and the other conditions of the classification report are met.

** auf Anfrage / sur demande / on request

Zulassungen/Prüfungen
Homologations/Essais
Authorisations/Tests

VISS Fire EI30 Fassade/Trennwand
 VISS Fire EI30 façade/cloison
 VISS Fire EI30 façade/partition wall

Brandschutzglas
Vetrotech Saint-Gobain

Verre coupe-feu
Vetrotech Saint-Gobain

Fire resistant glass
Vetrotech Saint-Gobain

Glastyp Type de verre Glass type	Stärke Épaisseur Thickness	Max. Glasabmessungen Hochformat Max. dimensions de verre Format Portrait Max. glass dimensions Portrait		Max. Glasabmessungen Querformat Max. dimensions de verre Format Paysage Max. glass dimensions Landscape		Max. Zwischenabmessungen Dimensions intermédiaires max. Max. intermediate dimensions	
		Kantenlänge Longueur d'arête Edge length (BxH)	Fläche Surface Area	Kantenlänge Longueur d'arête Edge length (BxH)	Fläche Surface Area	Kantenlänge Longueur d'arête Edge length (BxH)	Fläche Surface Area
EN 14449 Brandschutz-Sicherheitsglas Verre de sécurité résistant au feu Fire resistant safety glass CONTRAFLAM 30 CONTRAFLAM 30-2	≥ 16 mm ≥ 30 mm	1500 x 3356 mm 2700 x 4600 mm	5.03 m ² 12.42 m ²	3270 x 1500 mm -	4.91 m ² -	3270 x 3356 mm -	4.97 m ² -
EN 1279 2-fach/3-fach Brandschutz-Isolierglas Double/triple vitrage isolant résistant au feu Double/triple insulating glass unit CONTRAFLAM 30 IGU*: CONTRAFLAM 30 CLIMALIT (2-fach / double / double) CONTRAFLAM 30 CLIMAPLUS (2-fach / double / double) CONTRAFLAM 30 CLIMATOP (3-fach / triple / triple)	≤ 70 mm	1500 x 3356 mm	5.03 m ²	3270 x 1500 mm	4.91 m ²	3270 x 3356 mm	4.97 m ²
<p>max. Anzahl der VSG-Folien*: 8x0.38 mm Alternative Formen: Von den rechteckigen Glasabmessungen abweichende Formen sind zulässig, sofern die Form innerhalb der max. Fläche der oben erwähnten Abmessungen liegt und die weiteren Bedingungen gemäss Klassifizierungsbericht eingehalten werden.</p> <p>Nombre max. de feuilles VSG*: 8x0.38 mm Formes alternatives: les formes différentes des dimensions rectangulaires sont admissibles si elles se trouvent dans la plage maximale des dimensions indiquées plus haut et si les autres conditions définies par le rapport de classement sont remplies.</p> <p>Max. number of LSG foils*: 8x0.38 mm Alternative shapes: Shapes which deviate from the rectangular glass dimensions are permissible provided that the shape is within the maximum area of the abovementioned dimensions and the other conditions of the classification report are met.</p>							

*** Multifunktionen/multifonctions/multifunctions**

PLANITHERM Wärmeschutz / isolation thermique / thermal insulation
 COOL-LITE Sonnenschutz / contrôle solaire / solar control
 STADIP SILENCE Schallschutz / affaiblissement acoustique / sound reduction
 SECURIT ALARM Alarm Glas / verre connecté à l'alarme / alarm glass
 EMS STADIP reduziert elektromagnetische Strahlung / réduire le rayonnement électromagnétique / reduce of electromagnetic radiation

SUPERCONTRYX	Röntgenschutz / protection contre les rayons X / X-ray protection
THERMOVIT	Heizglas / verre chauffant / heated glass
STADIP COLOR	farbige Folien / films de couleur / colored foils
BIOCLEAN	selbstreinigend / autonettoyant / self-cleaning
PRIVA-LITE	schaltbar transparent-opak / occultation commandée / switchable transparent-opaque
SCREEN	integrierte Jalousien / stores intégrés / integrated blinds
DIAMANT	extra weißes Glas / verre extra-clair / extra clear glass
MIRASTAR	Spionspiegel / verre chromé / spy glass
EMALIT	emalliertes Glas / verre émaillé / enameled glass
SERALIT	siebbedrucktes Glas / verre sérigraphié / screen printed glass
PICTUREIT	Digitaldruck / impression digitale / digital printing
PARSOL	eingefärbtes Glas / verre teinté dans la masse / body tinted glass
SATINOVO	mattiertes Glas / verre maté / matt glass
DECOR	Ornamentglas / verre imprimé / patterned glass
PROTECT	Sicherheitsglas / verre de sécurité résistant l'attaque manuelle / safety glass (EN 356 P1A-P5A)
VETROGARD	Sicherheitsglas / verre de sécurité résistant l'attaque manuelle / safety glass (EN 356 P6B)

Brandschutzglas
Schüco

Verre coupe-feu
Schüco

Fire resistant glass
Schüco

Glastyp Type de verre Glass type	Stärke Épaisseur Thickness	Max. Glasabmessungen Hochformat Max. dimensions de verre Format Portrait Max. glass dimensions Portrait		Max. Glasabmessungen Querformat Max. dimensions de verre Format Paysage Max. glass dimensions Landscape		Max. Zwischenabmessungen Dimensions intermédiaires max. Max. intermediate dimensions	
		Kantenlänge Longueur d'arête Edge length (BxH)	Fläche Surface Area	Kantenlänge Longueur d'arête Edge length (BxH)	Fläche Surface Area	Kantenlänge Longueur d'arête Edge length (BxH)	Fläche Surface Area
SchücoFlam 30 C*	≤ 70 mm	1500 x 3356 mm	5.03 m ²	3270 x 1500 mm	4.91 m ²	3270 x 3356 mm	4.97 m ²
SchücoFlam 30 ISO-C*							
SchücoFlam 30 ISO-3 C*							

max. Anzahl der VSG-Folien*: 8x0.38 mm

* Die Schichten können an jeder Position in der Gegenscheibe sein.

Alternative Formen: Von den rechteckigen Glasabmessungen abweichende Formen sind zulässig, sofern die Form innerhalb der max. Fläche der oben erwähnten Abmessungen liegt und die weiteren Bedingungen gemäss Klassifizierungsbericht eingehalten werden.

Nombre max. de feuilles VSG*: 8x0.38 mm

* Les couches peuvent se trouver à toutes les positions dans le verre.

Formes alternatives:

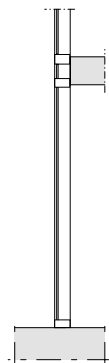
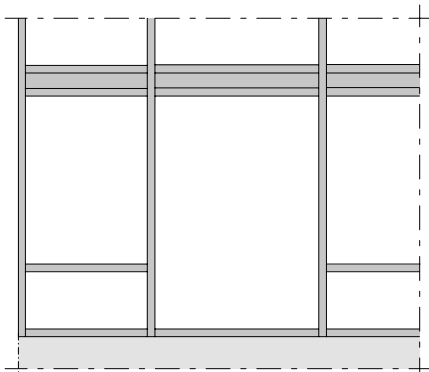

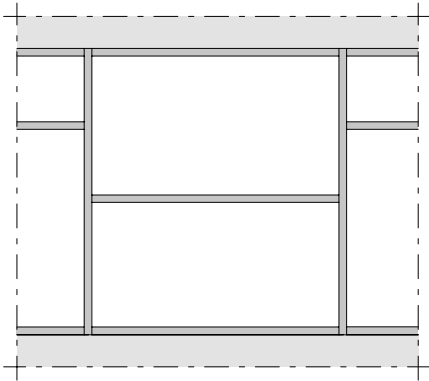

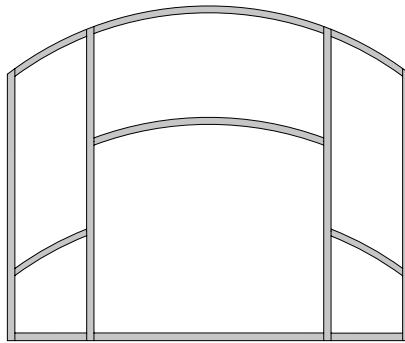
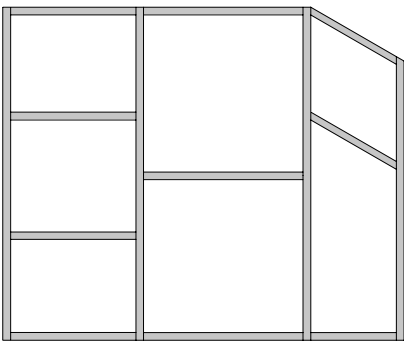
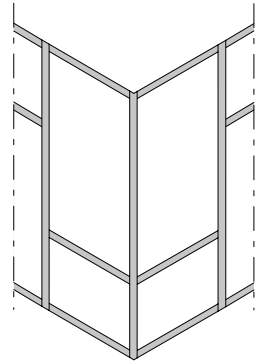
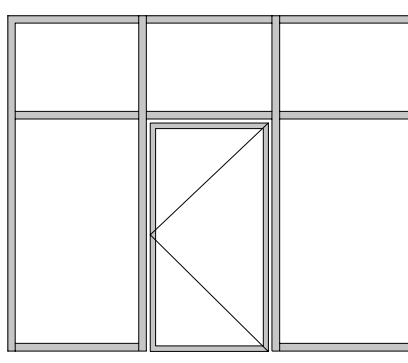

les formes différentes des dimensions rectangulaires sont admissibles si elles se trouvent dans la plage maximale des dimensions indiquées plus haut et si les autres conditions définies par le rapport de classement sont remplies.

Max. number of LSG foils*: 8x0.38 mm

* The layers can be at any position in the glass.

Alternative shapes:

Shapes which deviate from the rectangular glass dimensions are permissible provided that the shape is within the maximum area of the abovementioned dimensions and the other conditions of the classification report are met.



Jansen Docu Center

Die Plattform zum effizienten Arbeiten mit Jansen Dokumentationen. Im Jansen Docu Center stehen alle Produktinformationen jederzeit digital in der aktuellsten Version zur Verfügung: von Architekten-Informationen über Bestell- und Fertigungskatalogen bis hin zu Anleitungen und Prospekten sowie Videos.

Die Inhalte können einfach und schnell aufgerufen werden. Ein für den Anwender komfortables papierloses Arbeiten, das zahlreiche Vorteile bietet.

Jansen Docu Center

La plate-forme pour travailler efficacement avec les documentations Jansen. Le Jansen Docu Center met à votre disposition les informations sur les produits, en format numérique et dans une version actualisée: des catalogues de commande et de fabrication aux instructions et prospectus, en passant par les informations destinées aux architectes et vidéos.

Les contenus sont facilement et rapidement accessibles. Une manière de travailler confortable et offrant de nombreux avantages.

Jansen Docu Center

The platform for working efficiently with Jansen documentation. The latest version of all the product information is available digitally at any time in the Jansen Docu Center – from order and fabrication manuals to architect information, instructions and brochures and videos.

The content can be retrieved quickly and easily. The user can work conveniently without paper, which has numerous benefits.

Download CAD Daten

DXF

DWG

Sie können die Zeichnungen in den Formaten DXF und/oder DWG herunterladen. Klicken Sie auf das entsprechende Icon und der Download erfolgt.

Die Hinweise «Artikelbibliothek/Türbeschläge/Fensterbeschläge» bedeuten, dass Sie mit einem Klick die gesamte Artikelbibliothek des entsprechenden Systems herunterladen (Profile, Beschläge, Glasleisten, Zubehör etc.).

Info und Beratung

Gerne beraten wir Sie persönlich und stehen Ihnen bei Fragen zur Verfügung. Bitte schreiben Sie uns Ihre Anliegen an: info@jansen.com

Télécharger fichiers DAO

DXF

DWG

Vous pouvez télécharger les dessins aux formats DXF et/ou DWG. Cliquez sur l'icône correspondante et le téléchargement s'effectuera.

Les indications «Bibliothèque des articles/Ferures de porte/Ferrures de fenêtres» signifie que vous téléchargez la totalité de la bibliothèque des articles du système donné (profilés, ferrures, parclozes, accessoires etc.).

Info et conseils

Nous vous conseillerons volontiers individuellement et sommes à votre disposition si vous avez des questions à poser. Veuillez nous envoyer votre requête à: info@jansen.com

Download CAD files

DXF

DWG

You can download the drawings in DXF and/or DWG format. Click on the relevant icon to begin the download.

The items «Article library/Door fittings/Window fittings» means that you download the entire article library for the corresponding system with one click (profiles, fittings, glazing beads, accessories etc.).

Information and advice

We would be delighted to provide you with advice in person and are available to answer any questions you may have. Please write to us with your queries at: info@jansen.com

Profile 50 mm (Masstab 1:3)

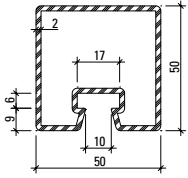
Profils 50 mm (échelle 1:3)

Profiles 50 mm (scale 1:3)

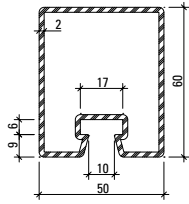
VISS Fire EI30 Fassade/Trennwand

VISS Fire EI30 façade/cloison

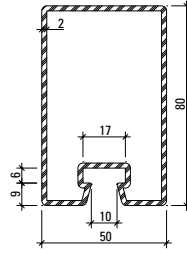
VISS Fire EI30 façade/partition wall



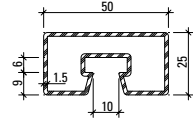
76.694
76.694 Z



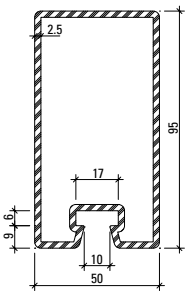
76.671
76.671 Z



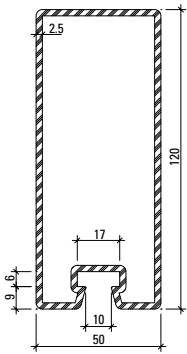
76.696
76.696 Z



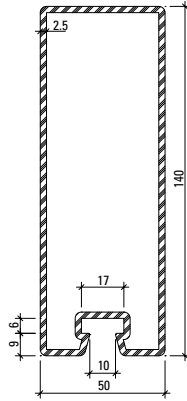
76.682 1,2



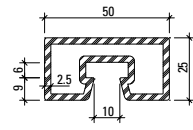
76.697
76.697 Z



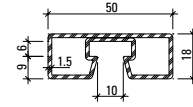
76.679
76.679 Z



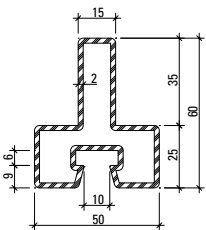
76.666
76.666 Z



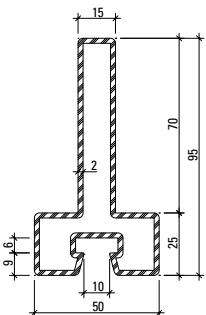
76.680 1,2



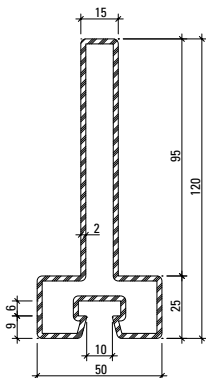
76.692 1,2



76.114



76.115



76.116

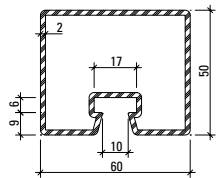
1 Nur zusammengesetzte Profile
Uniquement profilés assemblés
Only assembled profiles

2 Nur für Anschlüsse an Janisol
Uniquement pour raccordements à Janisol
Only for attachments to Janisol

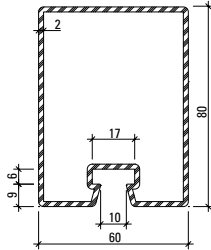
Profil-Nr.	G kg/m	F cm ²	I _x cm ⁴	W _x cm ³	I _y cm ⁴	W _y cm ³	U m ² /m	L mm
76.666	7,910	10,1	241,3	32,3	43,7	17,5	0,412	6500
76.671	3,860	4,9	23,3	7,2	17,3	6,9	0,260	6500
76.679	7,120	9,1	162,2	25,2	37,9	15,2	0,373	6500
76.680	3,390	4,3	3,2	2,4	11,1	4,4	0,182	6100
76.682	2,120	2,7	2,2	1,7	7,2	2,9	0,190	6000
76.692	1,900	2,5	0,9	1,0	5,9	2,4	0,176	6000
76.694	3,500	4,5	14,7	5,6	15,0	6,0	0,240	6500
76.696	4,450	5,7	47,6	11,1	21,9	8,8	0,300	6500
76.697	6,100	7,9	90,2	17,6	31,0	12,4	0,330	6500
76.114	3,820	4,9	15,4	4,1	9,8	3,9	0,251	6000
76.115	4,920	6,3	54,8	9,3	10,4	4,2	0,321	6000
76.116	5,710	7,3	105,0	14,3	10,8	4,3	0,371	6000

Profile 60 mm (Massstab 1:3)
Profils 60 mm (échelle 1:3)
Profiles 60 mm (scale 1:3)

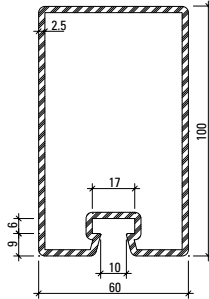
VISS Fire EI30 Fassade/Trennwand
 VISS Fire EI30 façade/cloison
 VISS Fire EI30 façade/partition wall



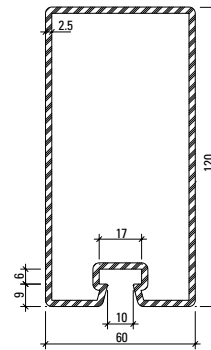
76.695
76.695 Z



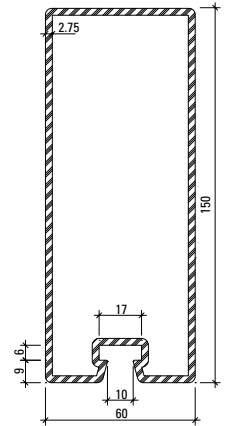
76.678
76.678 Z



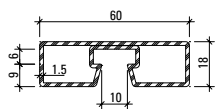
76.684
76.684 Z



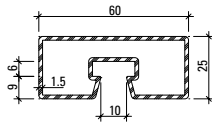
76.698
76.698 Z



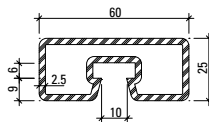
76.667
76.667 Z



76.693 ^{1,2}



76.683 ^{1,2}



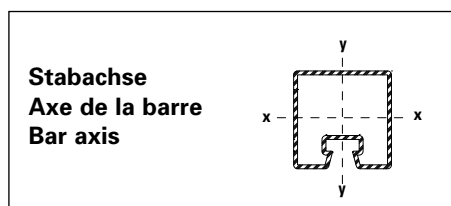
76.681 ¹

1 Nur zusammengesetzte Profile
 Uniquement profilés assemblés
 Only assembled profiles

2 Nur für Anschlüsse an Janisol
 Uniquement pour raccordements à Janisol
 Only for attachments to Janisol

Artikelbibliothek
 Bibliothèque des articles
 Article library

DXF **DWG**



Profil-Nr.	G kg/m	F cm ²	I _x cm ⁴	W _x cm ³	I _y cm ⁴	W _y cm ³	U m ² /m	L mm
76.667	9,530	12,1	342,8	43,0	75,1	25,0	0,452	6500
76.678	4,800	6,1	53,9	12,6	32,8	11,0	0,320	6500
76.681	3,790	4,8	3,8	2,9	17,3	5,8	0,202	6100
76.683	2,360	3,0	2,6	2,0	11,1	3,7	0,210	6000
76.684	6,730	8,6	114,1	21,3	48,3	16,1	0,352	6500
76.693	2,140	2,8	1,3	1,3	9,3	3,1	0,196	6000
76.695	3,800	4,9	17,2	6,5	22,9	7,6	0,260	6500
76.698	7,500	9,7	179,6	28,0	56,6	18,9	0,400	6500

Profile 60 mm (Massstab 1:3)

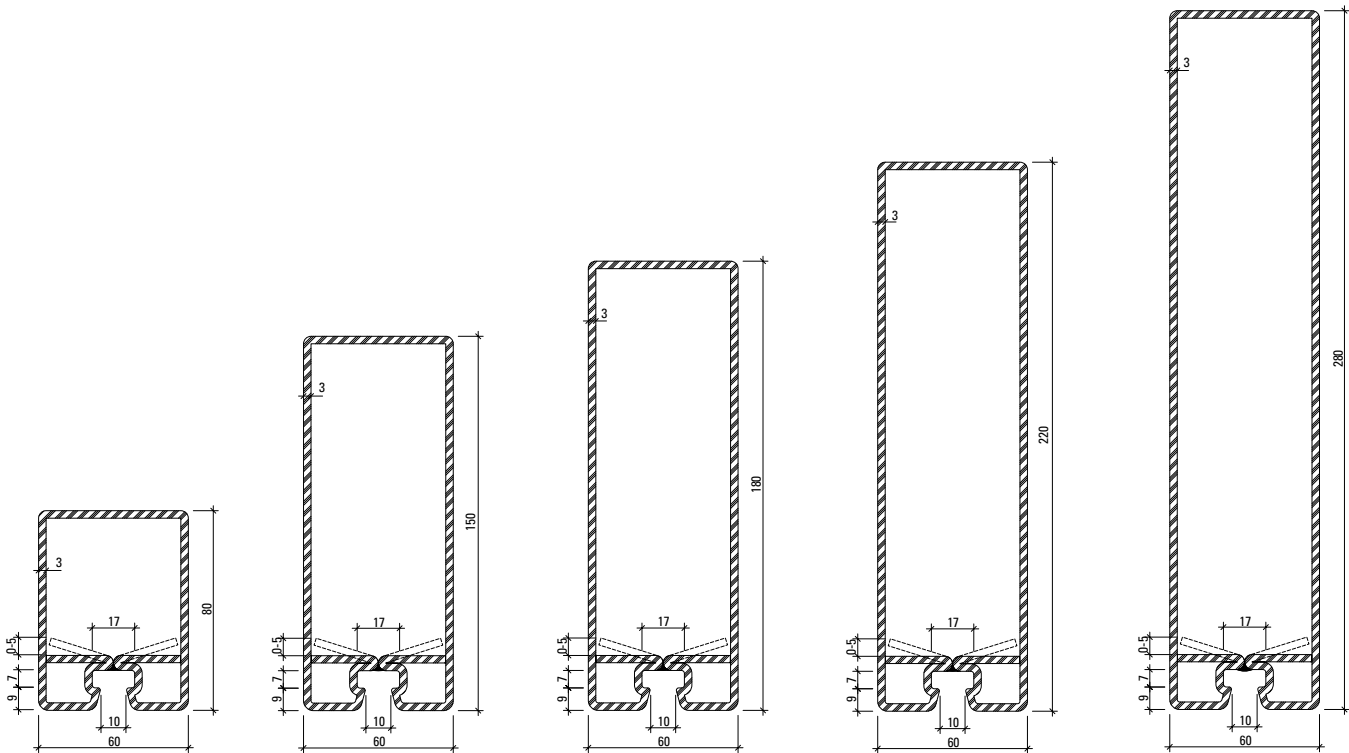
Profils 60 mm (échelle 1:3)

Profiles 60 mm (scale 1:3)

VISS Fire EI30 Fassade/Trennwand

VISS Fire EI30 façade/cloison

VISS Fire EI30 façade/partition wall



76.143 Z

76.144 Z

76.140 Z

76.141 Z

76.142 Z

Aufgrund von Fertigungstoleranzen kann die Lage des Rückbogens von 0 bis 5 mm variieren.

En raison des tolérances de fabrication, la position du segment coulé peut varier de 0 à 5 mm.

Due to fabrication tolerances, the position of the rear arch may vary between 0 and 5 mm.

Oberfläche/Werkstoff

Artikel-Nr.

ohne Zusatz = blank

mit Z = bandverzinkter Stahl

Surface/Matériau

No. d'article

sans supplément = brut

avec Z = bandes d'acier zinguées

Surface/Material

Part no.

without addition = bright

with Z = galvanised strip

Artikelbibliothek
Bibliothèque des articles
Article library

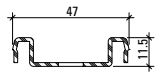
DXF

DWG

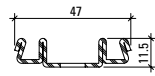
Profil-Nr.	G kg/m	F cm ²	I _x cm ⁴	W _x cm ³	I _y cm ⁴	W _y cm ³	U m ² /m	L mm
76.140 Z	12,946	16,47	649,2	64,3	100,0	33,2	0,516	8000
76.141 Z	14,833	18,87	1090,2	89,1	119,1	39,7	0,596	8000
76.142 Z	17,662	22,5	2041,7	132,7	148,4	49,5	0,716	10000
76.143 Z	8,340	10,62	80,4	17,9	50,8	16,9	0,316	6500
76.144 Z	11,630	14,82	406,0	47,9	85,0	28,3	0,456	6500

Deckprofile 50 mm (Masstab 1:3)
Profils de recouvrement 50 mm (échelle 1:3)
Cover sections 50 mm (scale 1:3)

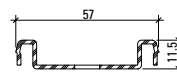
VISS Fire EI30 Fassade/Trennwand
 VISS Fire EI30 façade/cloison
 VISS Fire EI30 façade/partition wall



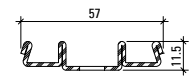
400.800 Z
400.800 (AISI 304)



400.801 Z



400.802 Z
400.802 (AISI 304)



400.803 Z

Profil-Nr.	G kg/m	L mm
400.800	0,940	6000
400.800 Z	0,935	6000
400.801 Z	1,210	6000

Profil-Nr.	G kg/m	L mm
400.802	1,065	6000
400.802 Z	1,060	6000
400.803 Z	1,319	6000

Edelstahl Deckprofile
Pfosten

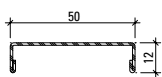
Profils de recouvrement acier Inox
Montant

Stainless steel cover sections
Mullion

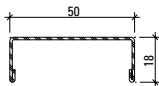
Werkstoff 1.4301 (AISI 304)
 geschliffen, Korn 220/240,
 mit Schutzfolie

Qualité 1.4301 (AISI 304)
 brossé, grain 220/240,
 avec feuille de protection

Material 1.4301 (AISI 304)
 polished, grain 220/240,
 with protective film



400.860



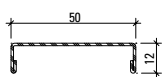
400.861



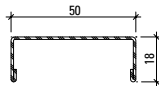
Werkstoff 1.4401 (AISI 316)
 geschliffen, Korn 220/240,
 mit Schutzfolie

Qualité 1.4401 (AISI 316)
 brossé, grain 220/240,
 avec feuille de protection

Material 1.4401 (AISI 316)
 polished, grain 220/240,
 with protective film



400.862



400.863



Profil-Nr.	G kg/m	L mm
400.860	0,644	6000
400.861	0,734	6000

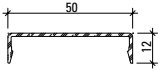
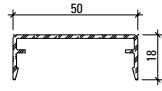
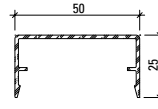
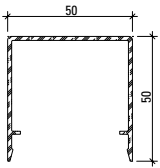
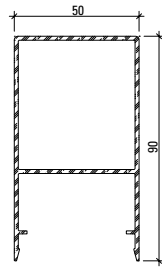
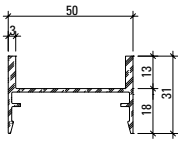
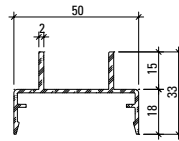
Profil-Nr.	G kg/m	L mm
400.862	0,652	6000
400.863	0,744	6000

Deckprofile 50 mm (Massstab 1:3)**Profils de recouvrement 50 mm (échelle 1:3)****Cover sections 50 mm (scale 1:3)**

VISS Fire EI30 Fassade/Trennwand

VISS Fire EI30 façade/cloison

VISS Fire EI30 façade/partition wall

**407.860****407.861****407.862****407.863****407.864****407.900****407.911**

Profil-Nr.	G kg/m	U m ² /m	P m ² /m	L mm
407.860	0,266	0,147	0,072	6000
407.861	0,341	0,185	0,084	6000
407.862	0,394	0,213	0,098	6000

Profil-Nr.	G kg/m	U m ² /m	P m ² /m	L mm
407.863	0,660	0,313	0,148	6000
407.864	1,344	0,360	0,228	6000
407.900	0,556	0,240	0,138	6000
407.911	0,510	0,245	0,146	6000

Werkstoff

Aluminium EN AW 6060 T66 roh, leicht eingeölt

Matériau

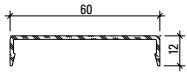
Aluminium EN AW 6060 T66 brut, légèrement huilé

Material

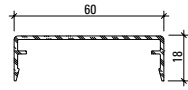
Aluminium EN AW 6060 T66 mill finish, slightly oiled

Deckprofile 60 mm (Masstab 1:3)
Profils de recouvrement 60 mm (échelle 1:3)
Cover sections 60 mm (scale 1:3)

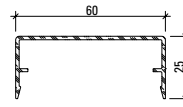
VISS Fire EI30 Fassade/Trennwand
 VISS Fire EI30 façade/cloison
 VISS Fire EI30 façade/partition wall



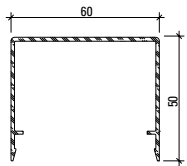
407.865



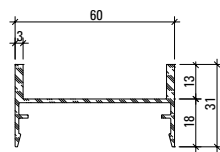
407.866



407.867



407.868



407.901

Profil-Nr.	G kg/m	U m ² /m	P m ² /m	L mm
407.802	0,558	0,190		6000
407.865	0,304	0,167	0,082	6000
407.866	0,379	0,205	0,094	6000
407.867	0,432	0,223	0,108	6000

Profil-Nr.	G kg/m	U m ² /m	P m ² /m	L mm
407.868	0,750	0,330	0,160	6000
407.901	0,590	0,255	0,148	6000

Werkstoff

Aluminium EN AW 6060 T66 roh, leicht eingeölt

Matériau

Aluminium EN AW 6060 T66 brut, légèrement huilé

Material

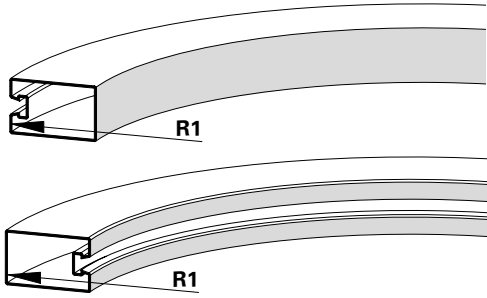
Aluminium EN AW 6060 T66 mill finish, slightly oiled

Artikelbibliothek
 Bibliothèque des articles
 Article library

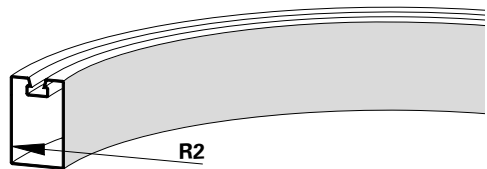
DXF **DWG**

Biegeradien
Travaux de cintrage
Bending data

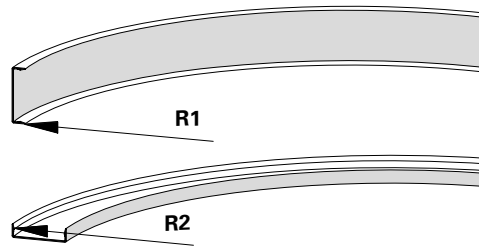
VISS Fire EI30 Fassade/Trennwand
 VISS Fire EI30 façade/cloison
 VISS Fire EI30 façade/partition wall



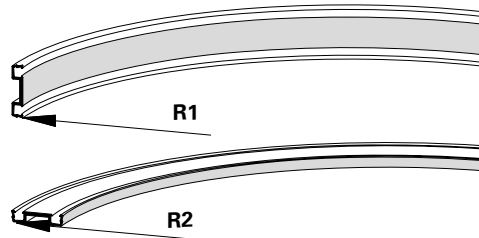
Profil Profilé Profile	R1 mm	R2 mm
76.114	1600	750
76.115	2100	1050
76.666	2650	850
76.667	2350	1000
76.671	900	750
76.678	1600	1100
76.679	2550	850
76.684	1600	900
76.694	550	550
76.695	650	700
76.696	1100	650
76.697	1300	850
76.698	2150	1100



Profil Profilé Profile	R1 mm	R2 mm
76.680	400	450
76.681	400	550
76.683	700	750
76.692	600	650
76.693	600	900



Profil Profilé Profile	R1 mm	R2 mm
407.815	500	700
407.860	500	850
407.861	500	950
407.862	700	1250
407.865	500	1250
407.866	700	1300
407.867	700	1300



Profil Profilé Profile	R1 mm	R2 mm
400.800	800	1500
400.800 Z	800	1200
400.801 Z	800	1800
400.802	800	1500
400.802 Z	800	1500
400.803	800	1800
407.800	500	1050
407.802	500	1100

Hinweis:
 Alle Profile sind auch in verzinkter Ausführung (Z) biegebar.

Remarque:
 Tous les profilés sont également cintrables en exécution galvanisée (Z).

Note:
 All profiles can also be bent into curves in the galvanised finish (Z).

Beim Biegen von engen Radien kann sich die VISS-Nute verjüngen.

La rainure VISS peut s'amincir lors du cintrage pour des rayons serrés.

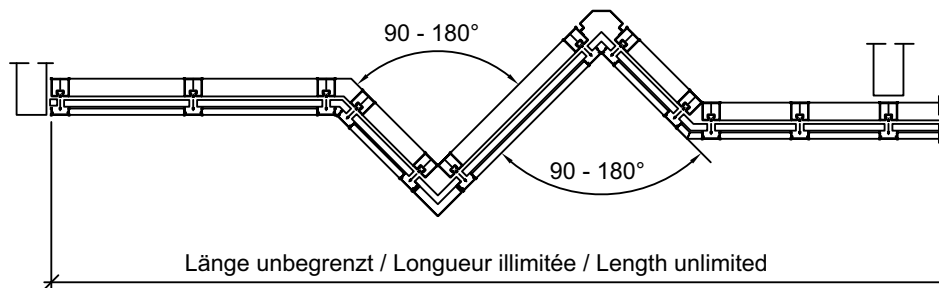
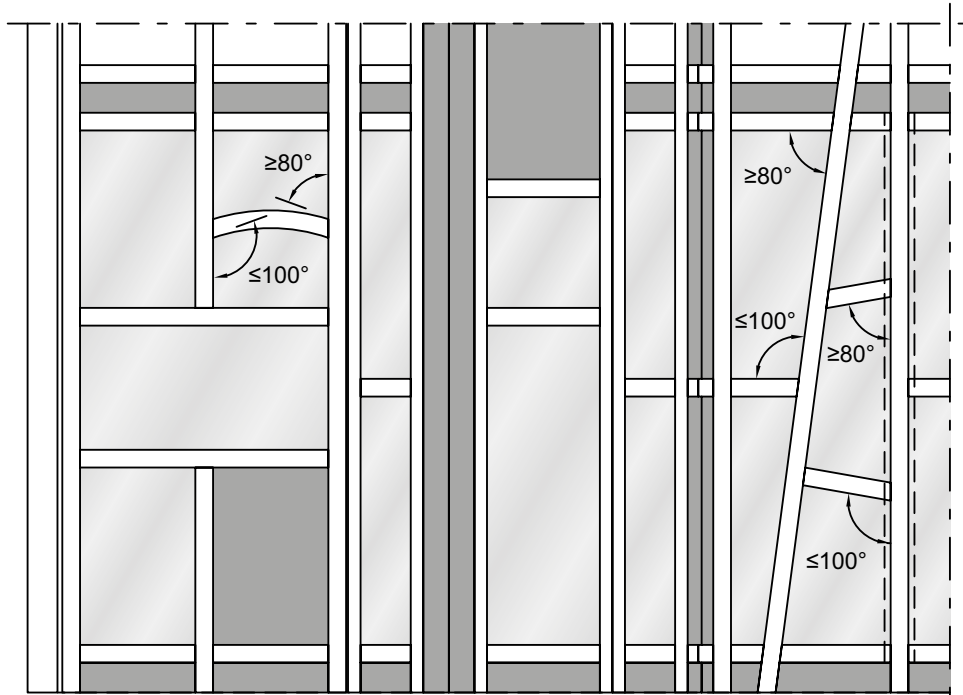
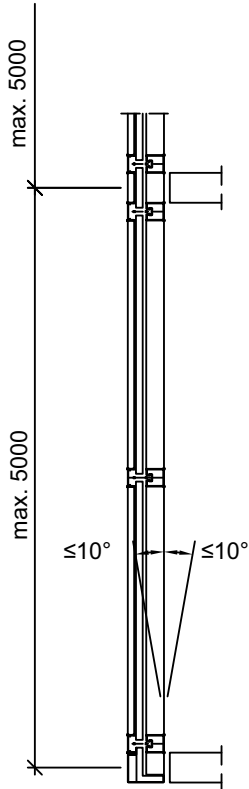
The VISS flute might be tapered down when bending narrow radii.

Vorhangfassade	Façade de rideau	Curtain wall	36
Verglasungstypen	Types de vitrages	Glazing types	38
Brandschutz-Paneele	Panneaux coupe-feu	Fire resistant panels	40
Schnittpunkte	Coupe de détails	Section details	42
Konstruktionsdetails	Détails de construction	Construction details	49
Anschlüsse am Bau	Raccords au mur	Attachment to structure	57
Konstruktionsdetails	Détails de construction	Construction details	102
Glaseinstand	Prise en feuillure	Glass edge cover	103
Befestigungsarten	Méthode de fixation	Fastening types	105
U_{cw}-Werte	Valeurs U_{cw}	U_{cw} values	111

Vorhangfassade
Ansicht von aussen

Façade rideau
Vue de l'extérieur

Curtain wall
View from outside



Türeinbau und Abmessungen
siehe nationale Zulassungen
und Klassifizierungsbericht
13-003089-PR01.

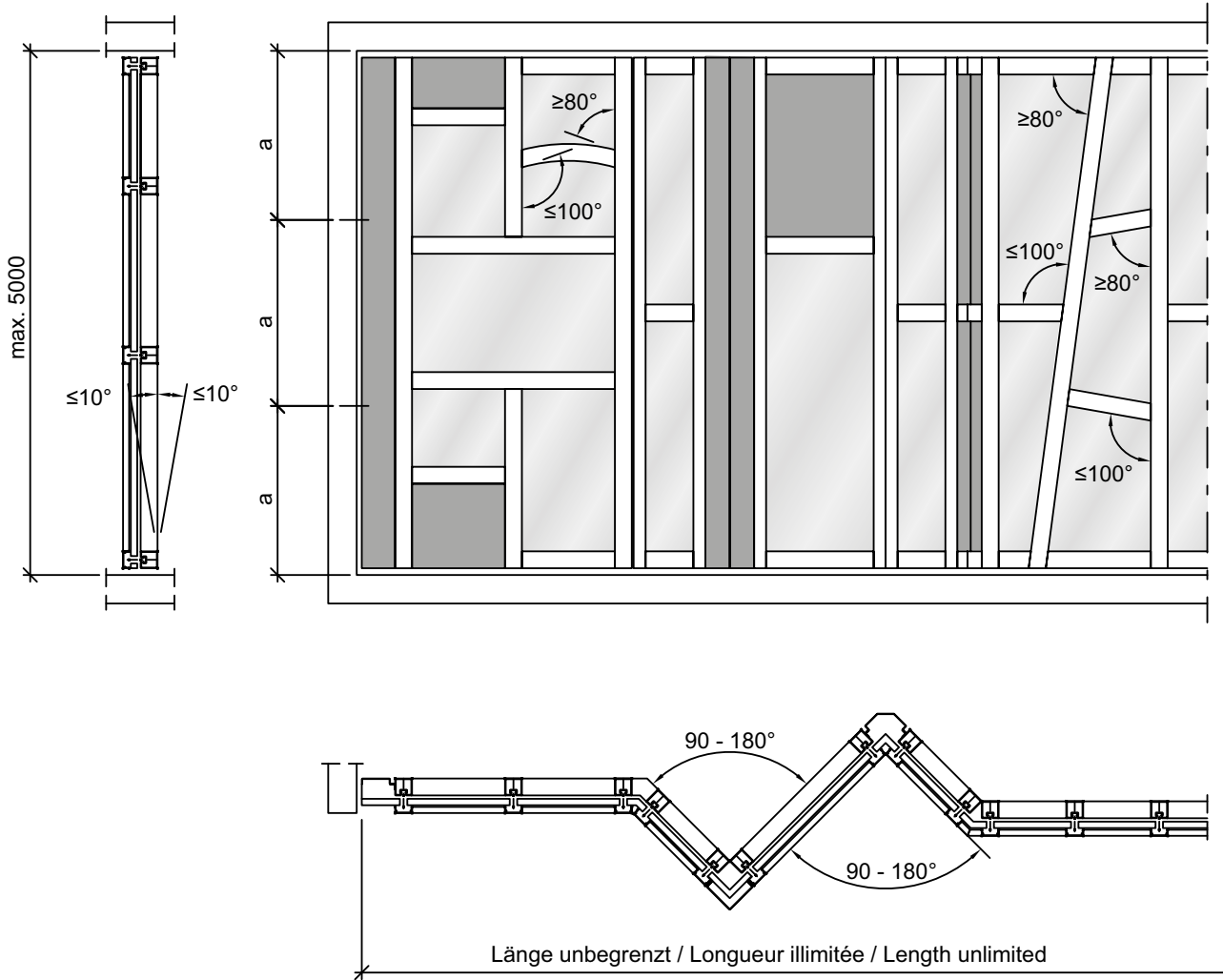
Montage et dimensions de la porte,
voir les approbations nationales
et le rapport de classification
13-003089-PR01.

Door installations and dimensions,
see national approvals and
classification report 13-003089-PR01.

Trennwand
Ansicht von aussen

Cloison
Vue de l'extérieur

Separation wall
View from outside



Türeinbau und Abmessungen
 siehe nationale Zulassungen
 und Klassifizierungsbericht
 13-003089-PR01.

Montage et dimensions de la porte,
 voir les approbations nationales
 et le rapport de classification
 13-003089-PR01.

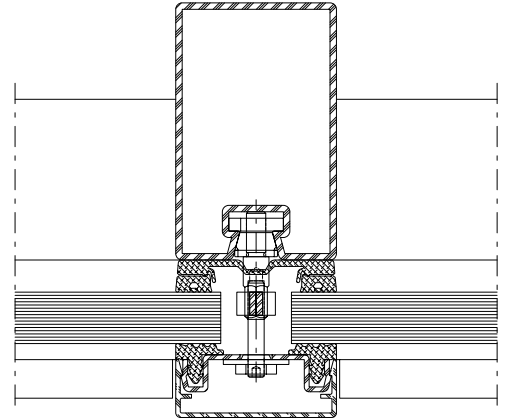
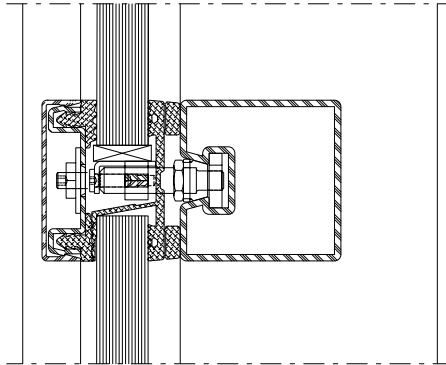
Door installations and dimensions,
 see national approvals and
 classification report 13-003089-PR01.

Verglasungstypen

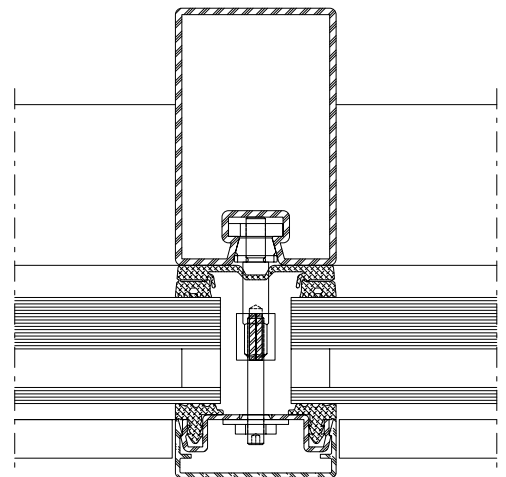
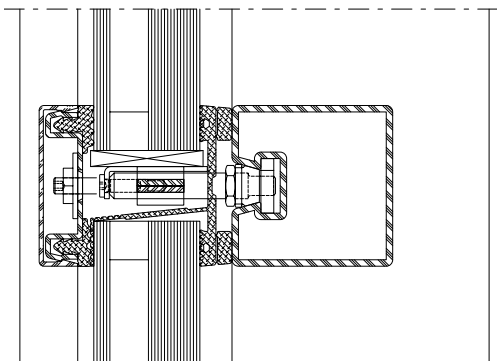
Types de vitrages

Glazing types

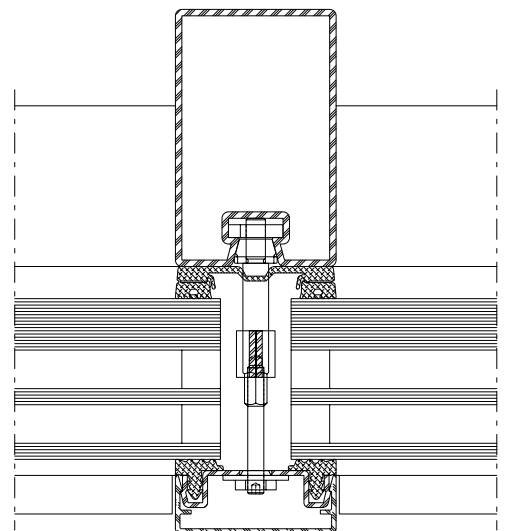
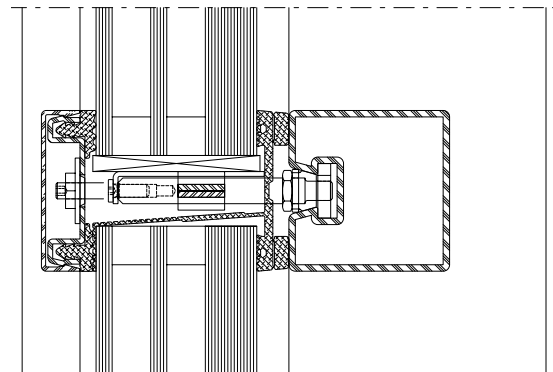
Einfach-Verglasung
Vitrage simple
Simple glass



Zweifach-Isolierverglasung
Double vitrage isolant
Double glazing



Dreifach-Isolierverglasung
Triple vitrage isolant
Triple glazing

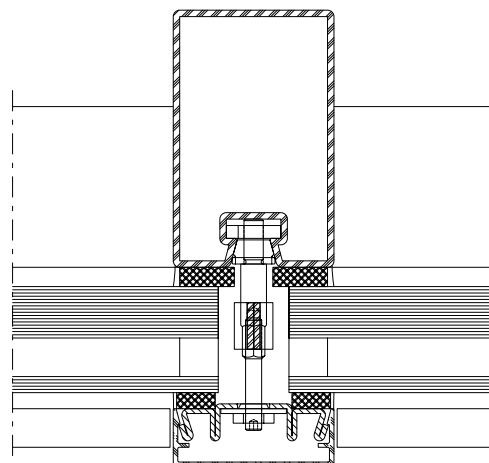
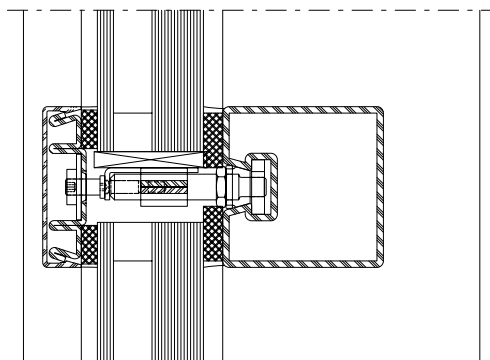


Verglasungstypen VISS DV
(nur Innenanwendung)

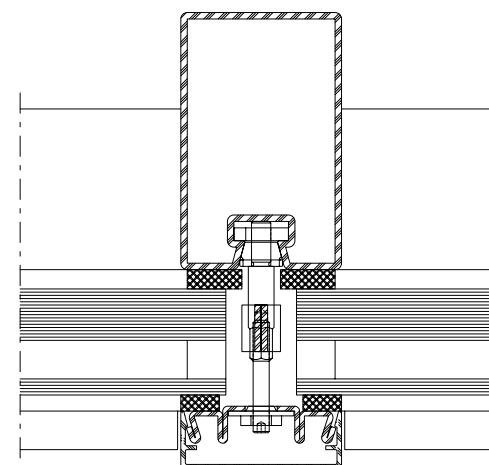
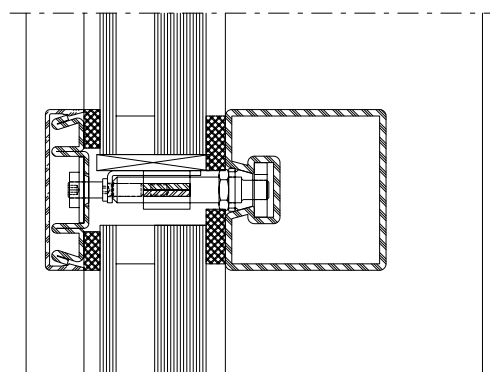
Types de vitrages VISS DV
(uniquement application intérieure)

Glazing types
(internal use only)

Nassverglasung mit Silikon
Vitrage avec silicone
Wet glazing with silicone



Nassverglasung ohne Silikon
Vitrage sans silicone
Wet glazing without silicone



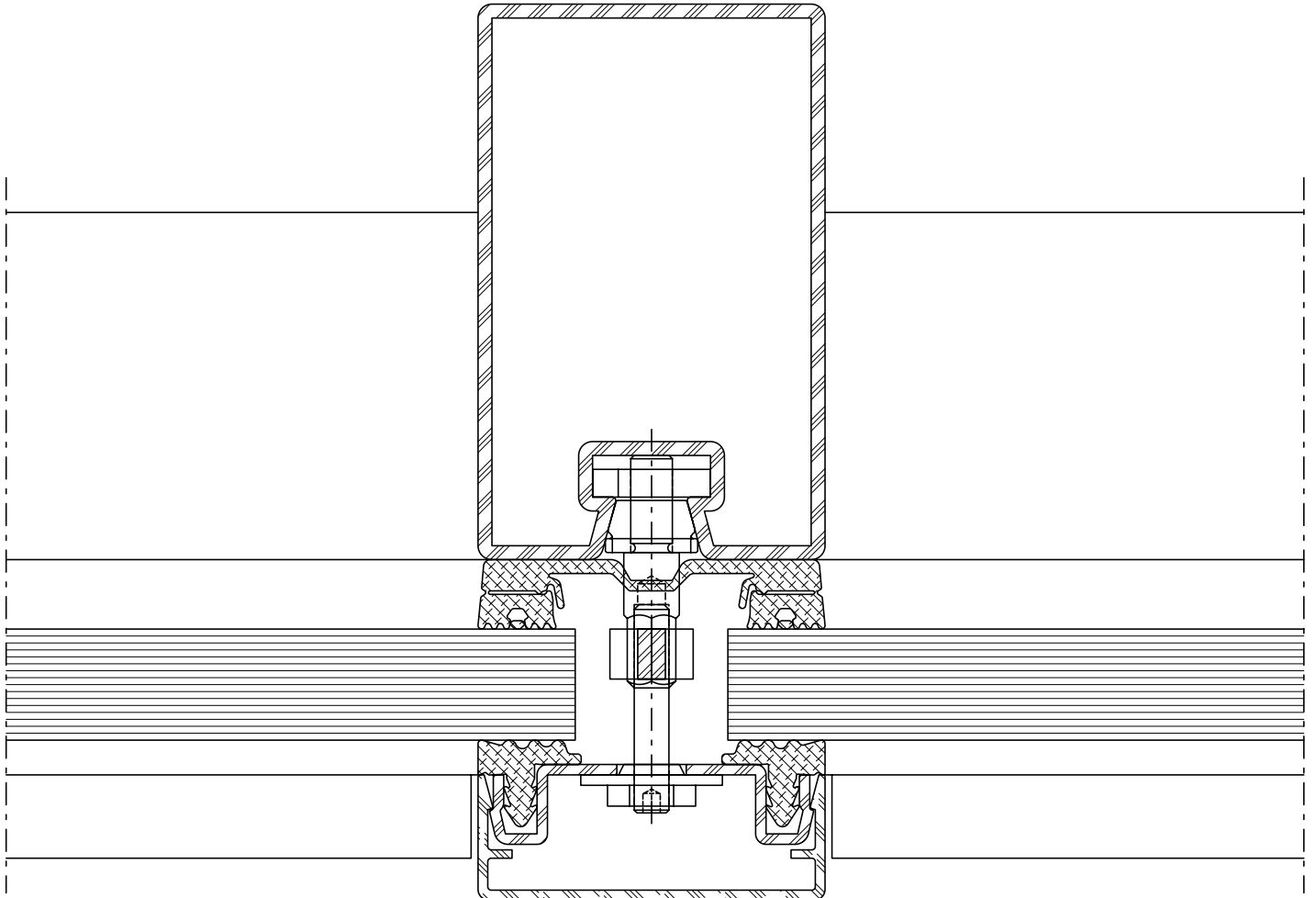
Schnittpunkte im Massstab 1:1
Coupe de détails à l'échelle 1:1
Section details on scale 1:1

VISS Fire EI30 Fassade/Trennwand
VISS Fire EI30 façade/cloison
VISS Fire EI30 façade/partition wall

Pfosten-Detail
Ansichtsbreite 50 mm

Détail du montant
Largeur de face 50 mm

Detail of mullion
Width 50 mm



DXF

DWG

51-0501-C-002

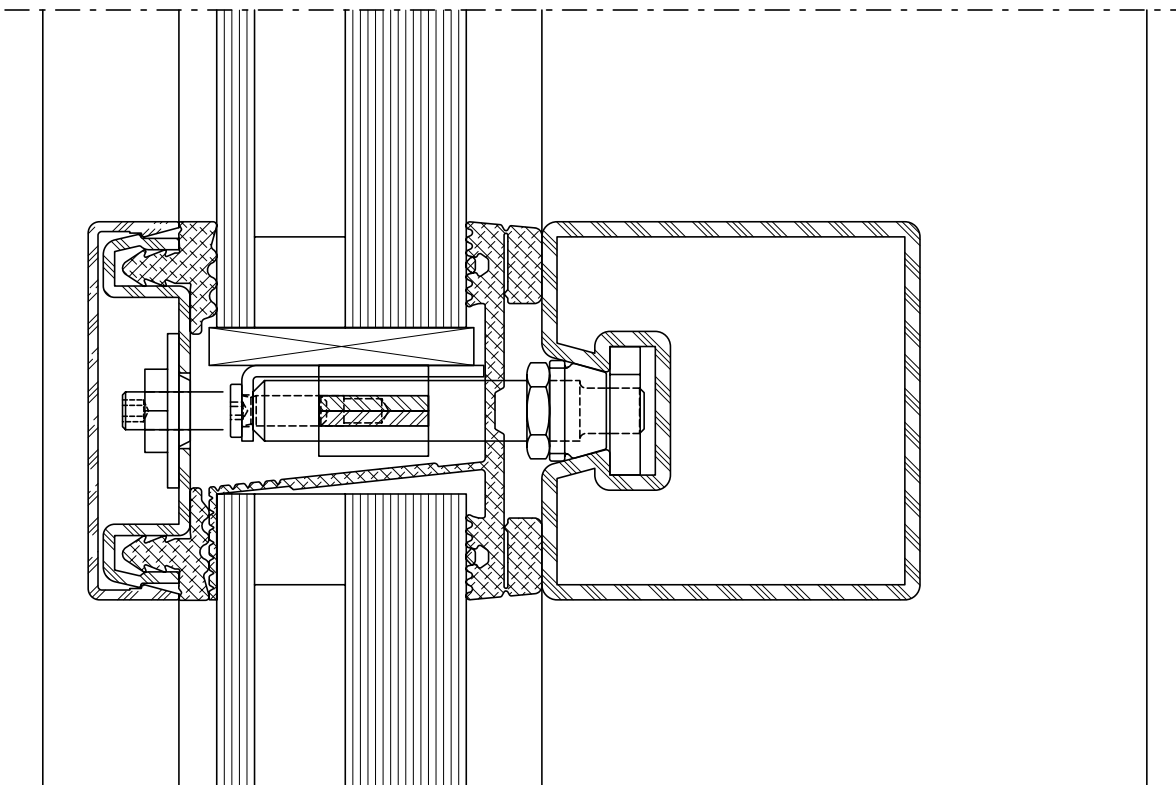
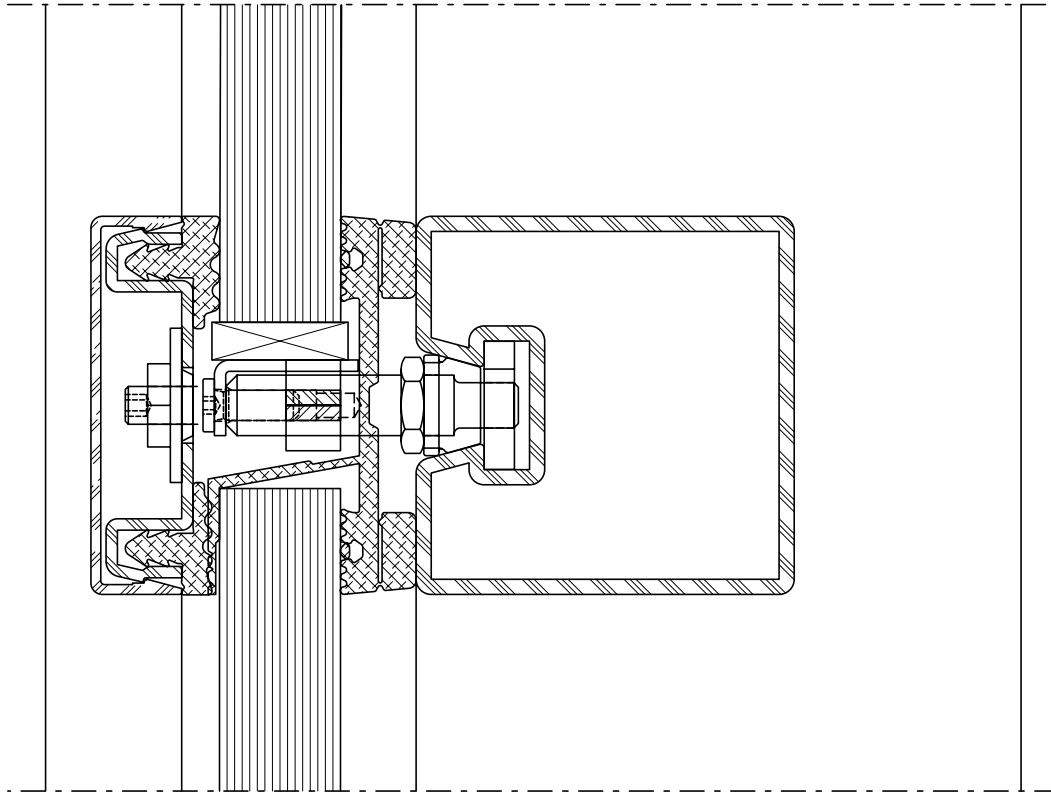
Schnittpunkte im Massstab 1:1
Coupe de détails à l'échelle 1:1
Section details on scale 1:1

VISS Fire EI30 Fassade/Trennwand
VISS Fire EI30 façade/cloison
VISS Fire EI30 façade/partition wall

Riegel-Detail
Ansichtsbreite 50 mm

Détail de la traverse
Largeur de face 50 mm

Detail of transom
Width 50 mm



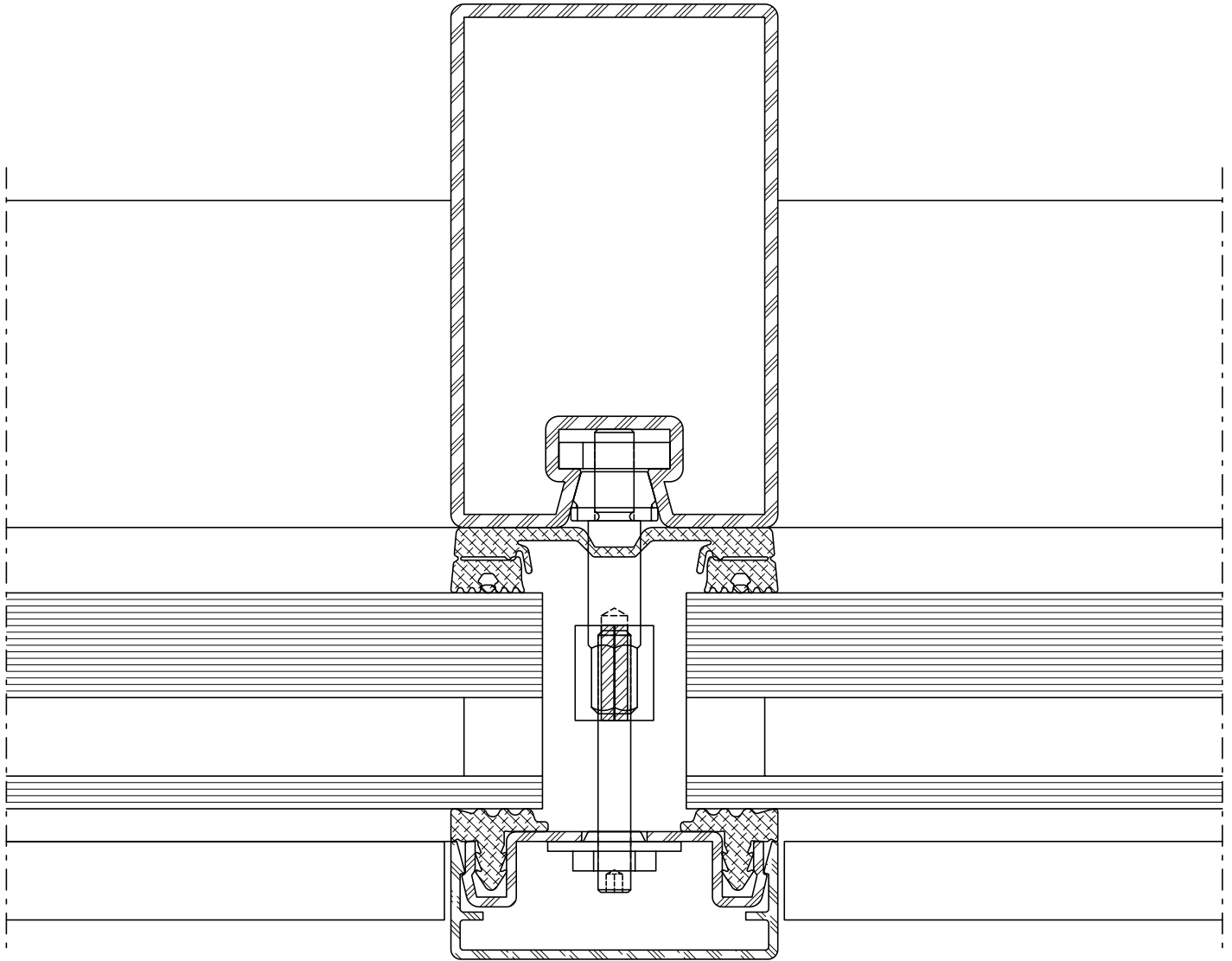
Schnittpunkte im Massstab 1:1
Coupe de détails à l'échelle 1:1
Section details on scale 1:1

VISS Fire EI30 Fassade/Trennwand
VISS Fire EI30 façade/cloison
VISS Fire EI30 façade/partition wall

Pfosten-Detail
Ansichtsbreite 50 mm

Détail du montant
Largeur de face 50 mm

Detail of mullion
Width 50 mm



DXF

DWG

51-0501-C-004

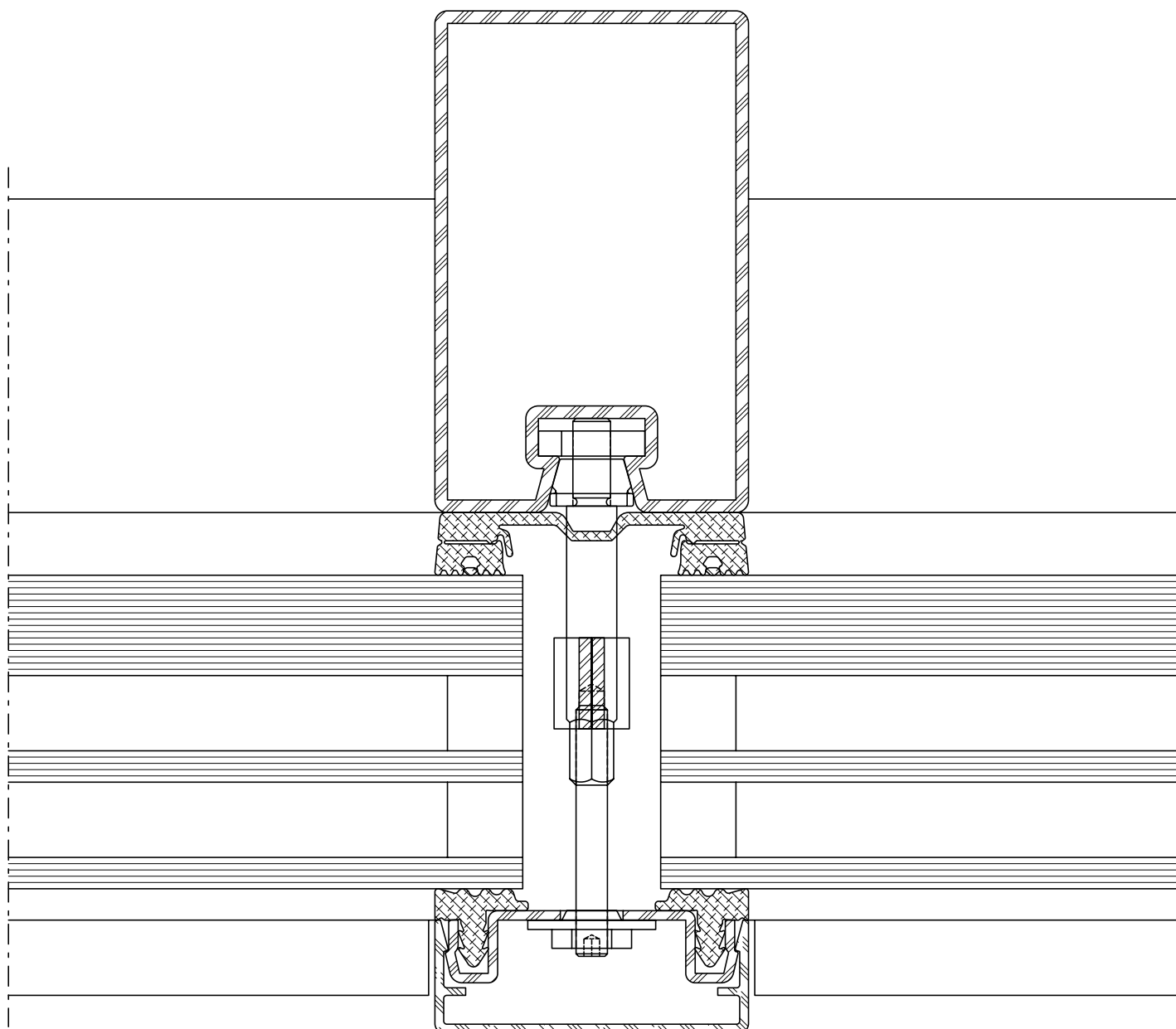
Schnittpunkte im Massstab 1:1
Coupe de détails à l'échelle 1:1
Section details on scale 1:1

VISS Fire EI30 Fassade/Trennwand
VISS Fire EI30 façade/cloison
VISS Fire EI30 façade/partition wall

Pfosten-Detail
Ansichtsbreite 50 mm

Détail du montant
Largeur de face 50 mm

Detail of mullion
Width 50 mm



DXF

DWG

51-0501-C-006

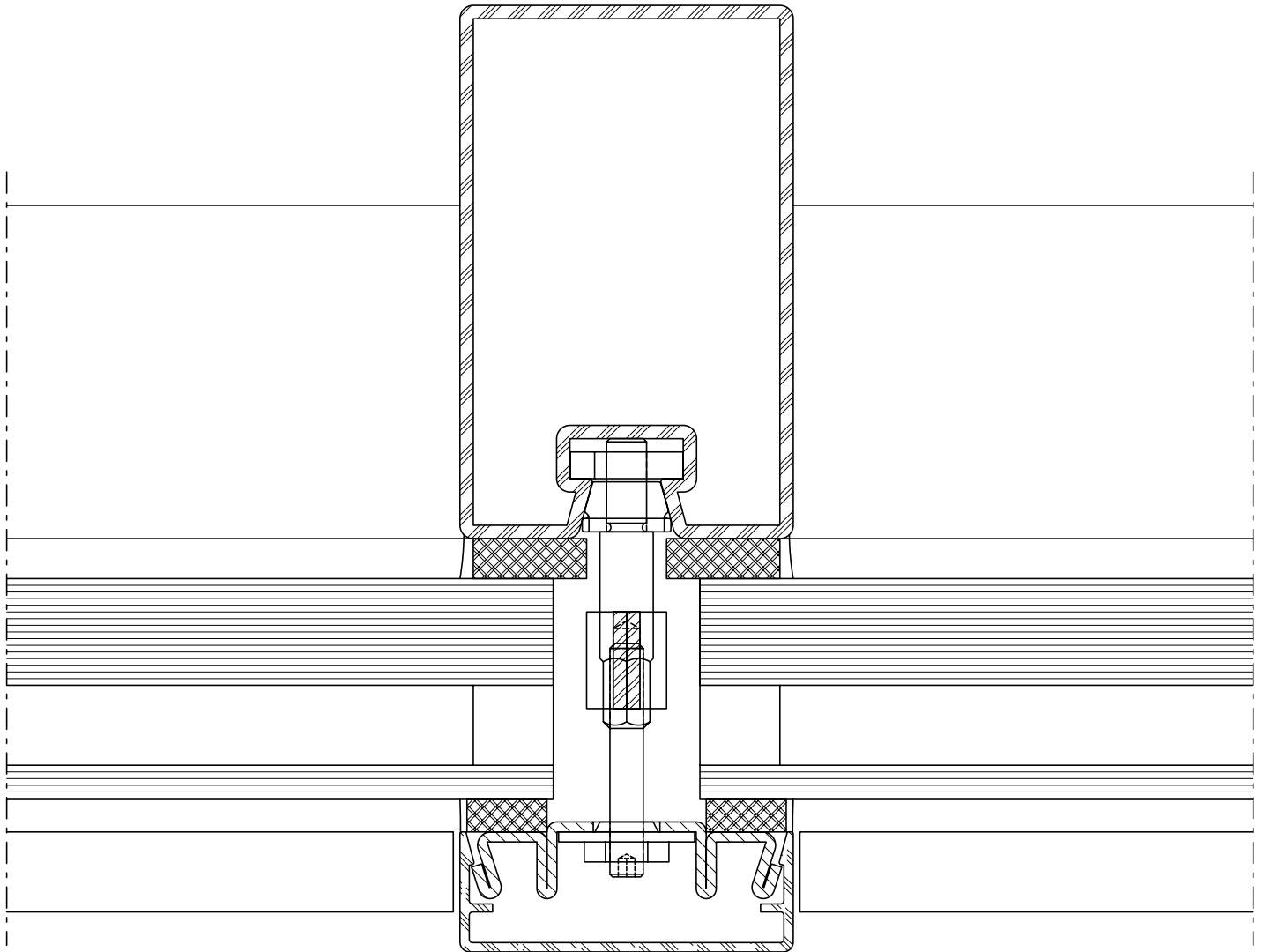
Schnittpunkte im Massstab 1:1
Coupe de détails à l'échelle 1:1
Section details on scale 1:1

VISS Fire EI30 Fassade/Trennwand
VISS Fire EI30 façade/cloison
VISS Fire EI30 façade/partition wall

Pfosten-Detail
Ansichtsbreite 50 mm
Trennwandlösung
(nur Innenanwendung)

Détail du montant
Largeur de face 50 mm
Solution de cloison (uniquement
application intérieure)

Detail of mullion
Width 50 mm
Partition wall solution
(internal use only)



DXF

DWG

51-0503-C-002

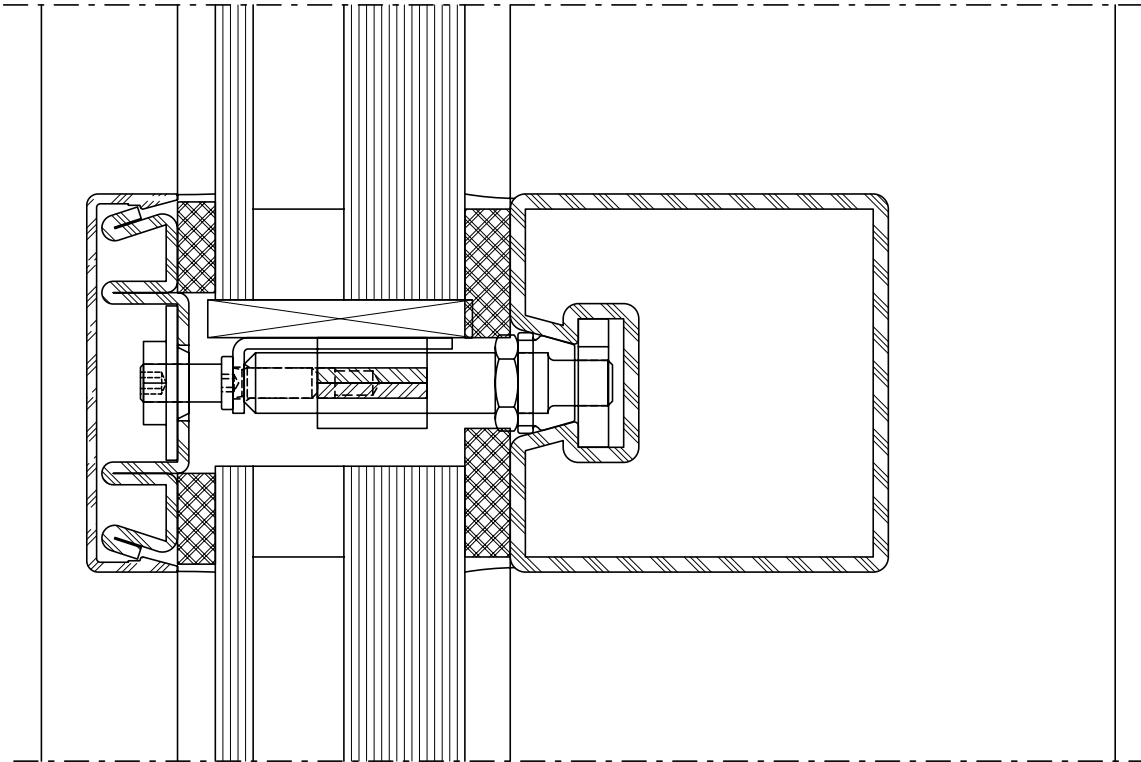
Schnittpunkte im Massstab 1:2
Coupe de détails à l'échelle 1:2
Section details on scale 1:2

VISS Fire EI30 Fassade/Trennwand
VISS Fire EI30 façade/cloison
VISS Fire EI30 façade/partition wall

Riegel-Detail
Ansichtsbreite 50 mm
Trennwandlösung
(nur Innenanwendung)

Détail de la traverse
Largeur de face 50 mm
Solution de cloison (uniquement
application intérieure)

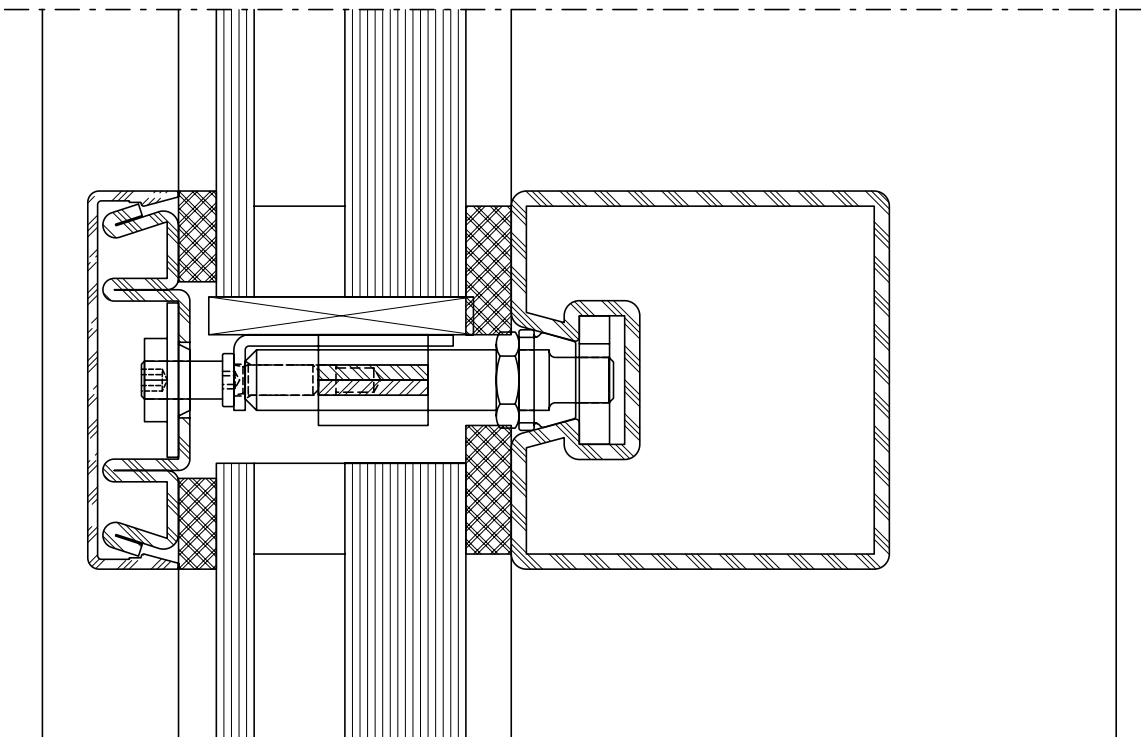
Detail of transom
Width 50 mm
Partition wall solution
(internal use only)



51-0503-C-001

DWG

DXF



51-0503-C-003

DWG

DXF

Pos.	Material	Matériaux	Material
1*	Mineralwolle $\geq 60 \text{ kg/m}^3$ Flumroc Dämmplatte 3 Flumroc Bodenplatte Rockwool Fixrock 033 Rockwool Fixrock 033LB	Laine minérale $\geq 60 \text{ kg/m}^3$ Flumroc Plaque isolante 3 Flumroc Plaque de fons Rockwool Fixrock 033 Rockwool Fixrock 033LB	Mineral wool $\geq 60 \text{ kg/m}^3$ Flumroc Insulation panel 3 Flumroc Base plate Rockwool Fixrock 033 Rockwool Fixrock 033LB
2	Aestuver Brandschutzplatte	Aestuver plaque coupe-feu	Aestuver fire protection board
3	Stahl- oder Edelstahlblech $\geq 1,5 \text{ mm}$	Tôle en acier ou acier Inox $\geq 1,5 \text{ mm}$	Steel or stainless steel sheet $\geq 1,5 \text{ mm}$
4	Stahl- oder Edelstahlblech $\geq 2 \text{ mm}$	Tôle en acier ou acier Inox $\geq 2 \text{ mm}$	Steel or stainless steel sheet $\geq 2 \text{ mm}$
5	Stahl- oder Edelstahlblech $\geq 3 \text{ mm}$	Tôle en acier ou acier Inox $\geq 3 \text{ mm}$	Steel or stainless steel sheet $\geq 3 \text{ mm}$
6	Stahl- oder Edelstahlblech $\geq 4 \text{ mm}$	Tôle en acier ou acier Inox $\geq 4 \text{ mm}$	Steel or stainless steel sheet $\geq 4 \text{ mm}$
7	Aluminiumblech $\geq 1,5 \text{ mm}$	Tôle en aluminium $\geq 1,5 \text{ mm}$	Aluminium sheet $\geq 1,5 \text{ mm}$
8	Formstahl $\geq 4 \text{ mm}$	Profilé d'acier $\geq 4 \text{ mm}$	Steel profile $\geq 4 \text{ mm}$
9	Formstahl $\geq 5 \text{ mm}$	Profilé d'acier $\geq 5 \text{ mm}$	Steel profile $\geq 5 \text{ mm}$
10	Formstahl $\geq 10 \text{ mm}$	Profilé d'acier $\geq 10 \text{ mm}$	Steel profile $\geq 10 \text{ mm}$
11	Stahlwinkel 40x40x5 mm	Angle en acier 40x40x5 mm	Steel angle 40x40x5 mm
12	Stahlrohr $\geq 2 \text{ mm}$	Tube d'acier $\geq 2 \text{ mm}$	Steel tube $\geq 2 \text{ mm}$
13	Schraube mit Dübel oder Direktverschraubung, $\varnothing \geq 6 \text{ mm}$, mit Brandschutz-Zulassung	Vis avec goujon ou autotaraudeuse, $\varnothing \geq 6 \text{ mm}$, avec homologation coupe-feu	Screw with anchor or direct screwing, $\varnothing \geq 6 \text{ mm}$, with fire protection approval
14	Schraube, Blindniete oder Lochschweissung	Vis, rivet aveugle, soudure bouchon	Screw, blind rivet or plug welding
15	Stahlschraube $\geq \text{M8}$	Boulon en acier $\geq \text{M8}$	Steel screw $\geq \text{M8}$
16	Senkschraube ISO 7046-1, M5x12	Vis à tête fraisée ISO 7046-1, M5x12	Countersunk screw ISO 7046-1, M5x12
17	Zylinderschraube ISO 4762, M5x16	Vis à tête cylindrique ISO 4762, M5x16	Cylinder head screw ISO 4762, M5x16
18	Sechskantschraube ISO4017, M8	Vis à tête hexagonale ISO4017, M8	Hexagonal bolt ISO4017, M8
19	Macroplast UK8101/UK5400 (Kleber)	Macroplast UK8101/UK5400 (colle)	Macroplast UK8101/UK5400 (glue)
20	Illbruck ME501 Twin Aktiv HI mit Illbruck SP025 Kleber	Illbruck ME501 Twin Aktiv HI avec colle Illbruck SP025	Illbruck ME501 Twin Aktiv HI with Illbruck SP025 glue
21	Terofol sd3 mit Terotech KDS Kleber	Terofol sd3 avec colle Terotech KDS	Terofol sd3 with Terotech KDS glue
22	Terofol sd150	Terofol sd150	Terofol sd150
23	PE-Stopfschnur	PE Cordon de bourrage	PE-Joint backer rod
24	Rundstahl $\varnothing 16 \text{ mm}$	Acier rond $\varnothing 16 \text{ mm}$	Round steel $\varnothing 16 \text{ mm}$
25	Formstahl $\geq 8 \text{ mm}$	Profilé d'acier $\geq 8 \text{ mm}$	Steel profile $\geq 8 \text{ mm}$
26	Formstahl $\geq 3 \text{ mm}$	Profilé d'acier $\geq 3 \text{ mm}$	Steel profile $\geq 3 \text{ mm}$
27	Senkblechschaube $\varnothing 4,2$	Vis à tôle à tête fraisée $\varnothing 4,2$	Countersunk haed tapping screw $\varnothing 4,2$
28	Senkschraube M5	Vis à tête fraisée M5	Countersunk screw M5
29	Stahlrohr $\geq 1,5 \text{ mm}$	Tube d'acier $\geq 1,5 \text{ mm}$	Steel tube $\geq 1,5 \text{ mm}$
30	Distanzband EPDM geschäumt, 15x3 mm	Bande d'écartement EPDM moussée, 15x3 mm	Packing tape EPDM foamed, 15x3 mm

* ausschliesslich erlaubt

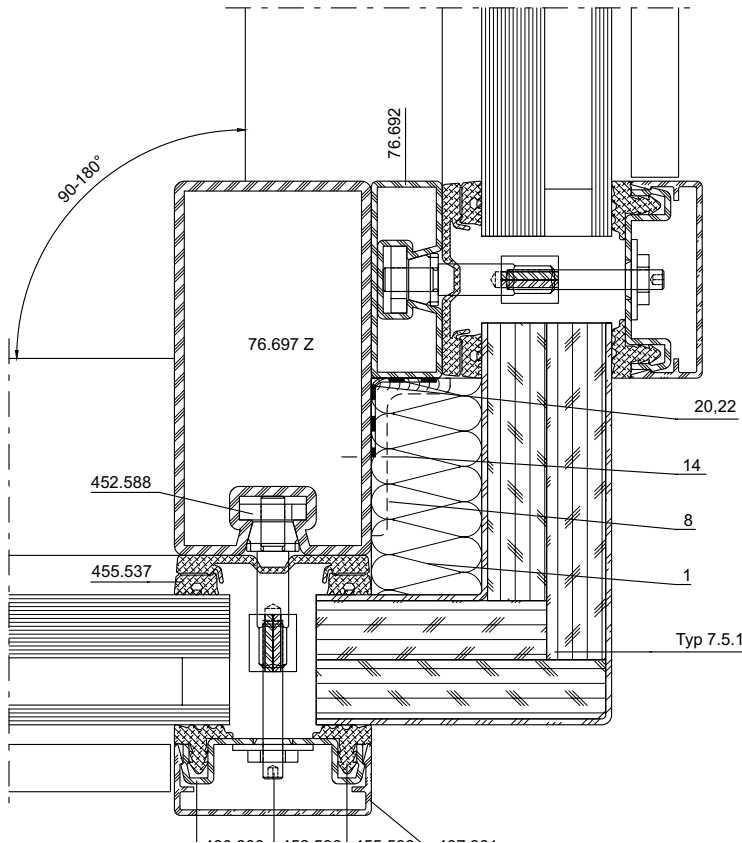
* exclusivement autorisé

* exclusively permitted

Aussenecke 90°

Angle extérieur 90°

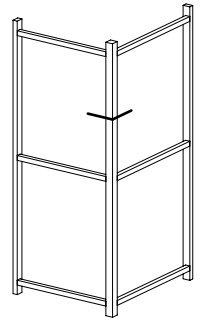
Outer corner 90°



Aufbau:
 1x Brandschutzplatte, $d \geq 15$ mm
 Mineralwolle, $d \geq 40$ mm
Trennwand:
 Brandschutzplatte, $d \geq (20+15)$ mm

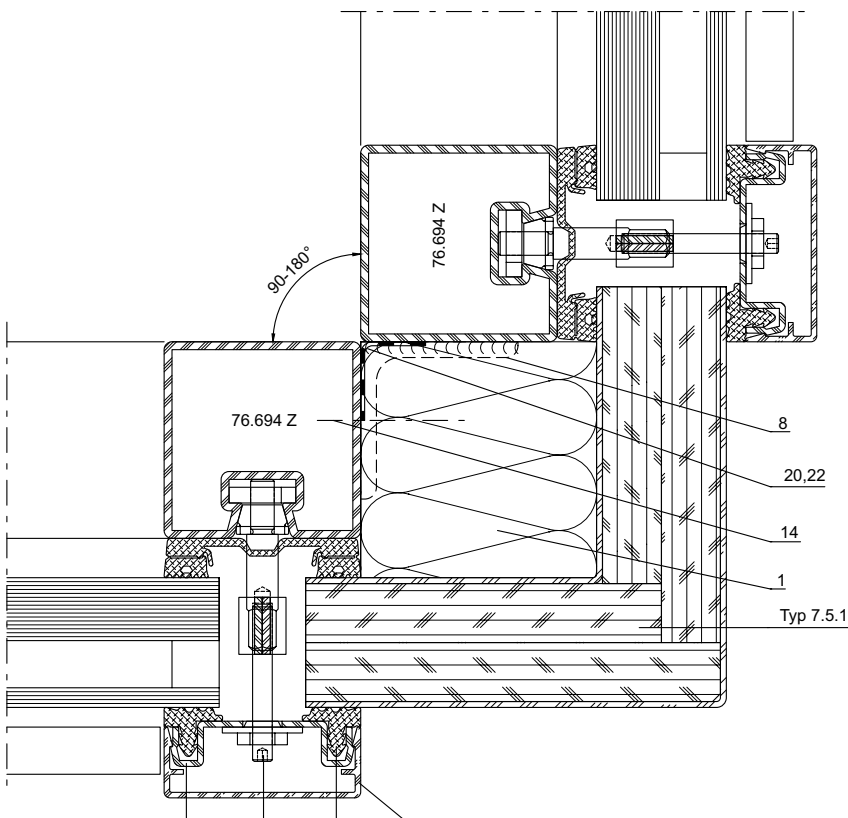
Composition:
 1x Plaque coupe-feu, $d \geq 15$ mm
 Laine minérale, $d \geq 40$ mm
Cloison:
 Plaque coupe-feu, $d \geq (20+15)$ mm

Composition:
 1x Fire-resistant panel, $d \geq 15$ mm
 Mineral wool, $d \geq 40$ mm
Partition wall:
 Fire-resistant panel, $d \geq (20+15)$ mm



DXF DWG

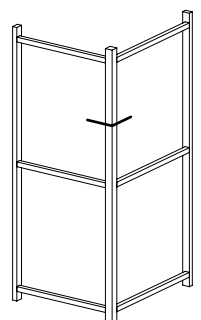
51-0501-K-017



Aufbau:
 1x Brandschutzplatte, $d \geq 15$ mm
 Mineralwolle, $d \geq 40$ mm
Trennwand:
 Brandschutzplatte, $d \geq (20+15)$ mm

Composition:
 1x Plaque coupe-feu, $d \geq 15$ mm
 Laine minérale, $d \geq 40$ mm
Cloison:
 Plaque coupe-feu, $d \geq (20+15)$ mm

Composition:
 1x Fire-resistant panel, $d \geq 15$ mm
 Mineral wool, $d \geq 40$ mm
Partition wall:
 Fire-resistant panel, $d \geq (20+15)$ mm



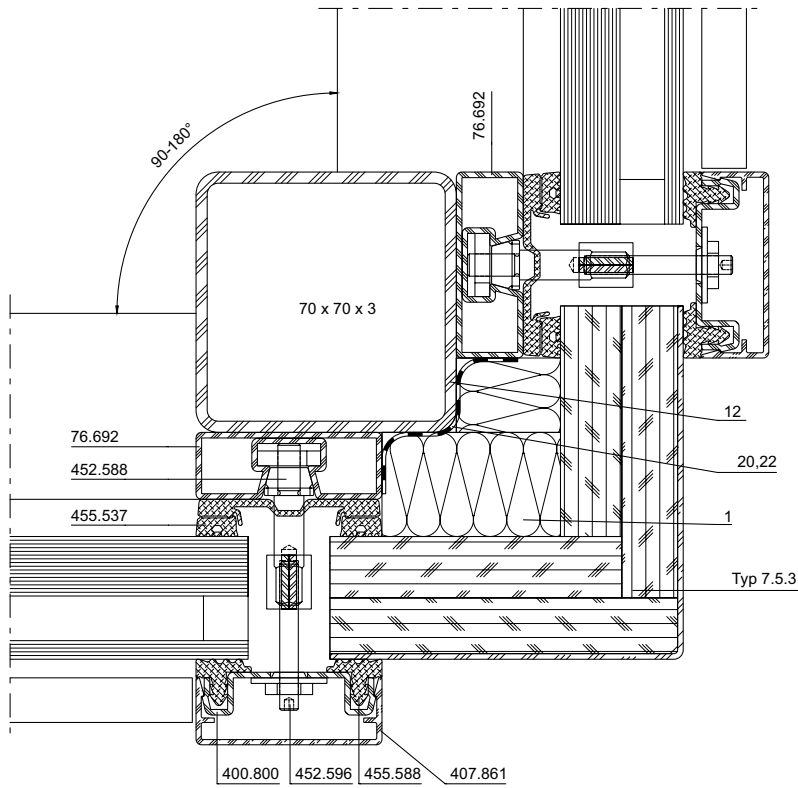
DXF DWG

51-0501-K-018

Aussenecke 90°

Angle extérieur 90°

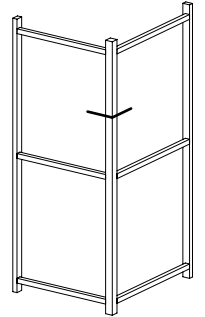
Outer corner 90°



Aufbau:
 1x Brandschutzplatte, $d \geq 15$ mm
 Mineralwolle, $d \geq 40$ mm
Trennwand:
 Brandschutzplatte, $d \geq (20+15)$ mm

Composition:
 1x Plaque coupe-feu, $d \geq 15$ mm
 Laine minérale, $d \geq 40$ mm
Cloison:
 Plaque coupe-feu, $d \geq (20+15)$ mm

Composition:
 1x Fire-resistant panel, $d \geq 15$ mm
 Mineral wool, $d \geq 40$ mm
Partition wall:
 Fire-resistant panel, $d \geq (20+15)$ mm



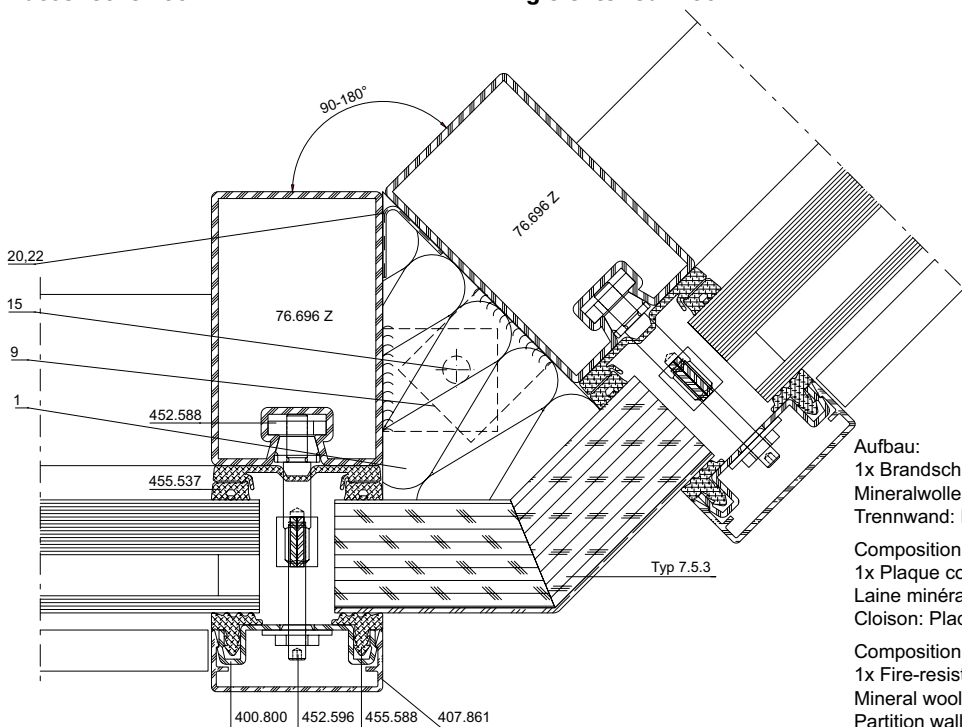
DXF DWG

51-0501-K-019

Aussenecke 135°

Angle extérieur 135°

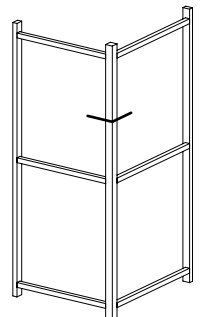
Outer corner 135°



Aufbau:
 1x Brandschutzplatte, $d \geq 15$ mm
 Mineralwolle, $d \geq 40$ mm
Trennwand: Brandschutzplatte, $d \geq (20+15)$ mm

Composition:
 1x Plaque coupe-feu, $d \geq 15$ mm
 Laine minérale, $d \geq 40$ mm
Cloison: Plaque coupe-feu, $d \geq (20+15)$ mm

Composition:
 1x Fire-resistant panel, $d \geq 15$ mm
 Mineral wool, $d \geq 40$ mm
Partition wall: Fire-resistant panel, $d \geq (20+15)$ mm



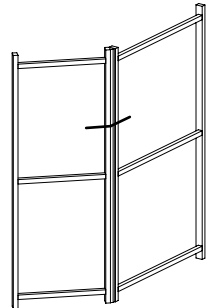
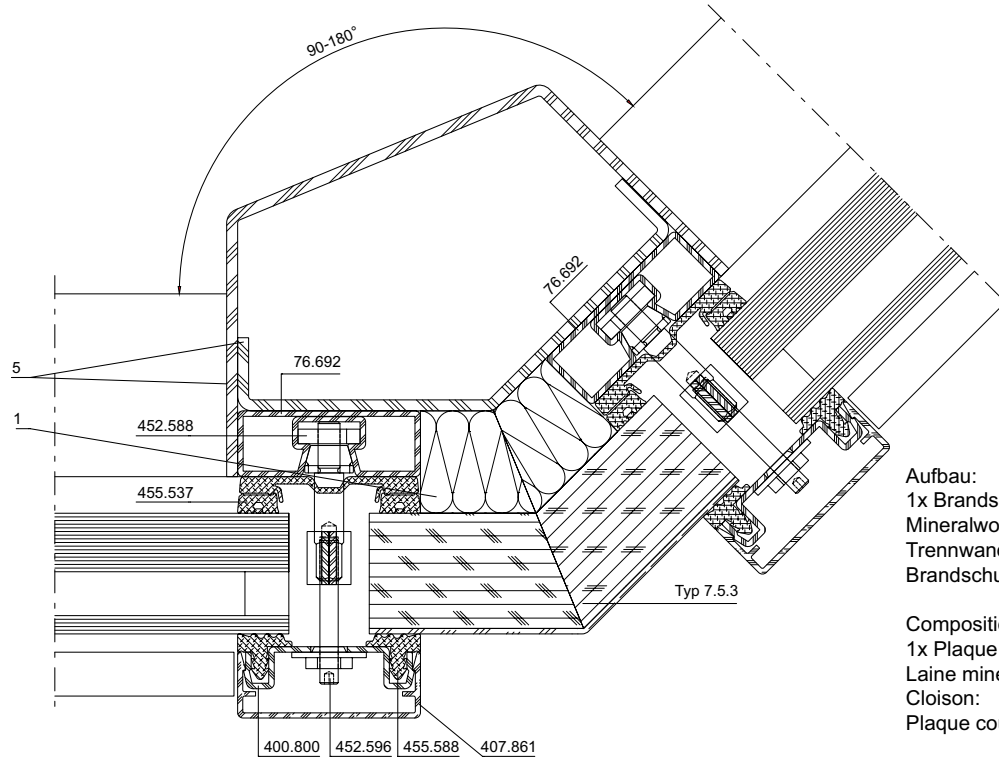
DXF DWG

51-0501-K-020

Aussenecke

Angle extérieur

Outer corner



DXF DWG

51-0501-K-021

Aufbau:
1x Brandschutzplatte, $d \geq 15$ mm
Mineralwolle, $d \geq 40$ mm
Trennwand:
Brandschutzplatte, $d \geq (20+15$ mm)

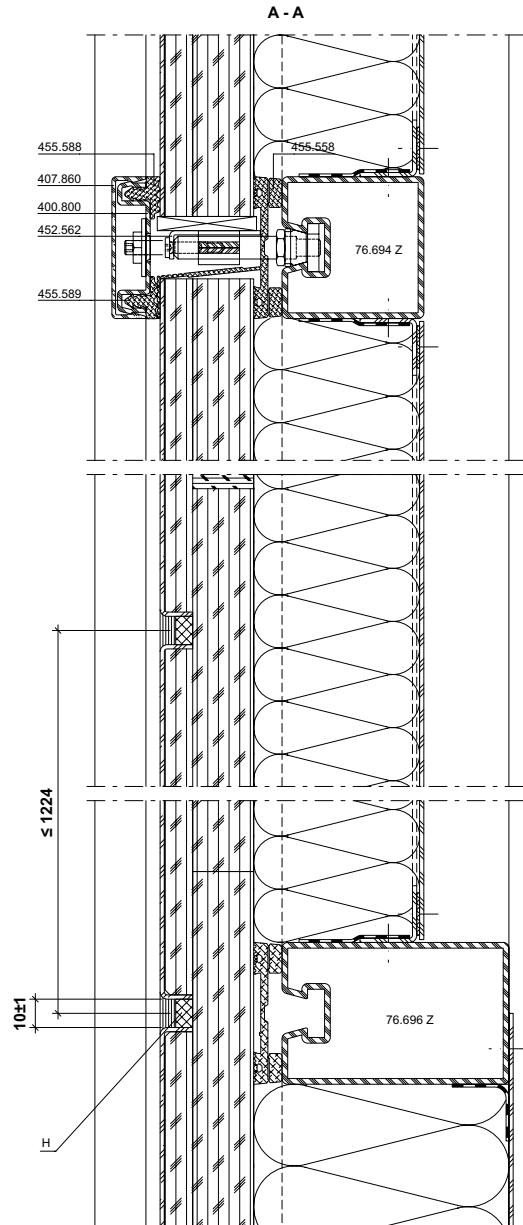
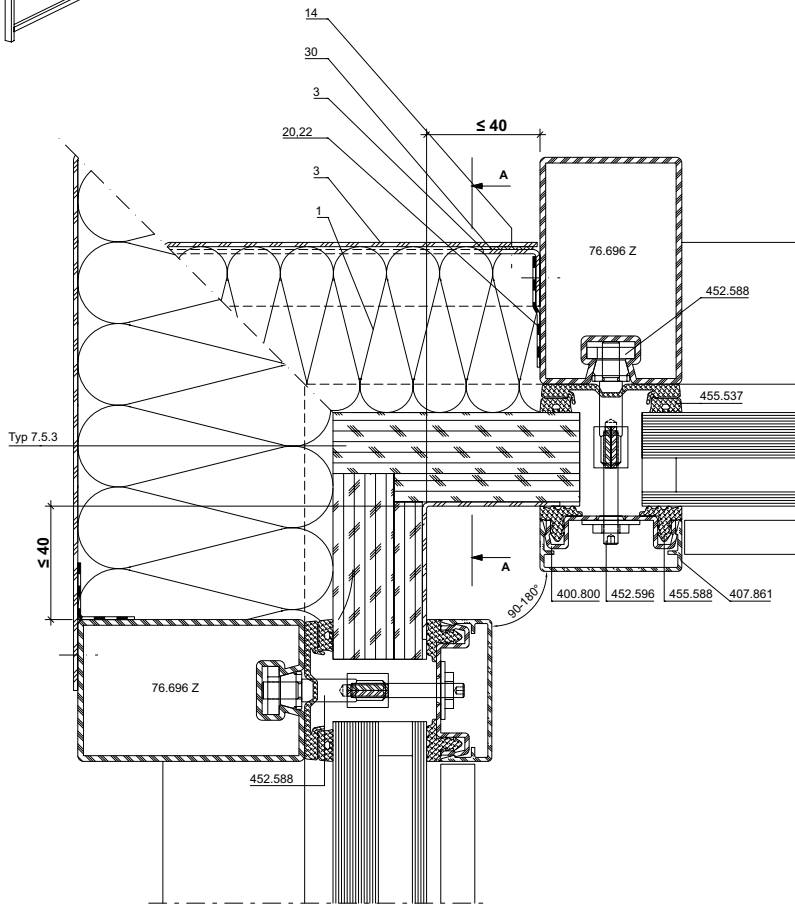
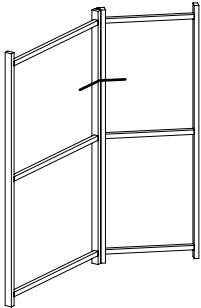
Composition:
1x Plaque coupe-feu, $d \geq 15$ mm
Laine minérale, $d \geq 40$ mm
Cloison:
Plaque coupe-feu, $d \geq (20+15$ mm)

Composition:
1x Fire-resistant panel, $d \geq 15$ mm
Mineral wool, $d \geq 40$ mm
Partition wall:
Fire-resistant panel, $d \geq (20+15$ mm)

Innenecke 90°-180°

Angle intérieur 90°-180°

Inner corner 90°-180°



Aufbau:
 1x Brandschutzplatte, d ≥ 15 mm
 Mineralwolle, d ≥ 40 mm
Trennwand:
 Brandschutzplatte, d ≥ (20+15 mm)

Composition:
 1x Plaque coupe-feu, d ≥ 15 mm
 Laine minérale, d ≥ 40 mm
Cloison:
 Plaque coupe-feu, d ≥ (20+15 mm)

Composition:
 1x Fire-resistant panel, d ≥ 15 mm
 Mineral wool, d ≥ 40 mm
Partition wall:
 Fire-resistant panel, d ≥ (20+15 mm)

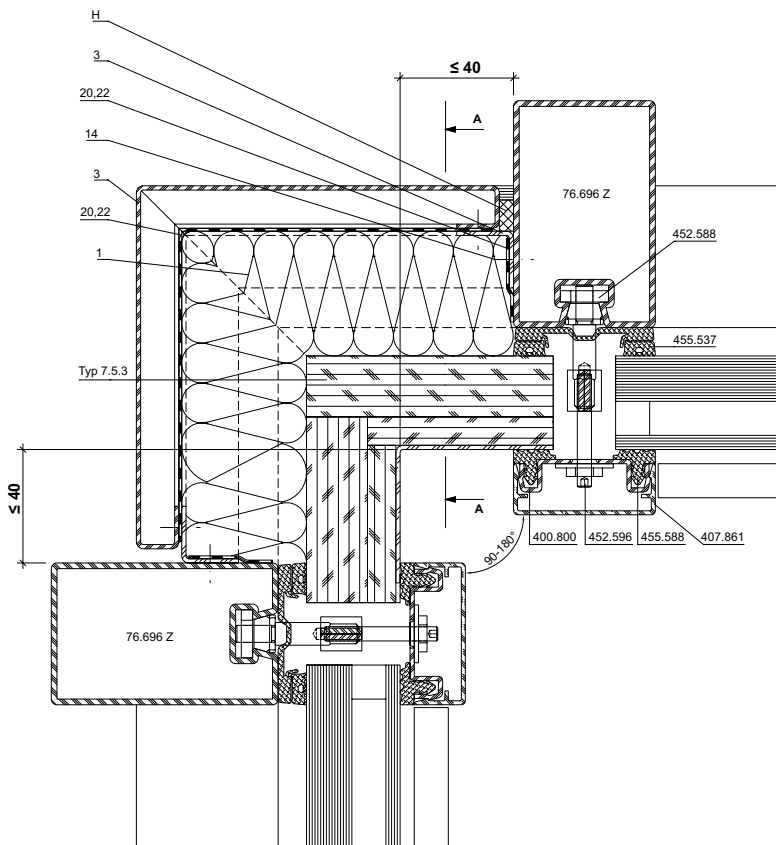
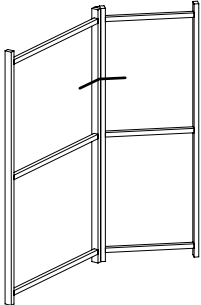
DXF DWG

51-0501-K-008

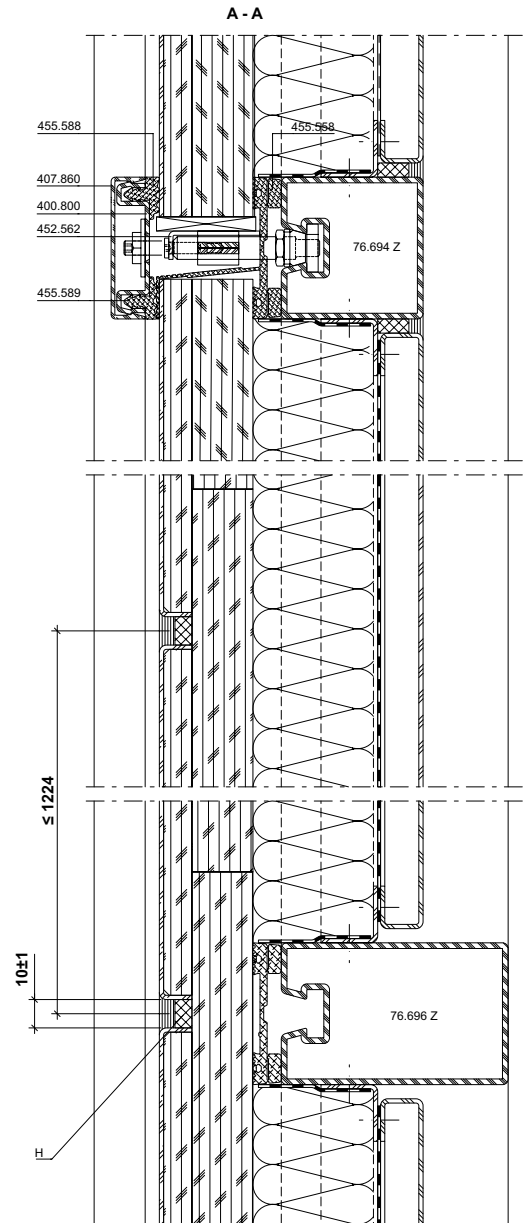
Innenecke 90°-180°

Angle intérieur 90°-180°

Inner corner 90°-180°



- Aufbau:**
 1x Brandschutzplatte, $d \geq 15$ mm
 Mineralwolle, $d \geq 40$ mm
Trennwand:
 Brandschutzplatte, $d \geq (20+15)$ mm
- Composition:**
 1x Plaque coupe-feu, $d \geq 15$ mm
 Laine minérale, $d \geq 40$ mm
Cloison:
 Plaque coupe-feu, $d \geq (20+15)$ mm
- Composition:**
 1x Fire-resistant panel, $d \geq 15$ mm
 Mineral wool, $d \geq 40$ mm
Partition wall:
 Fire-resistant panel, $d \geq (20+15)$ mm



DXF **DWG**

51-0501-K-009

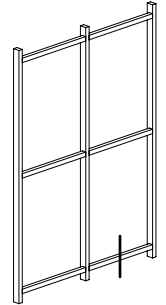
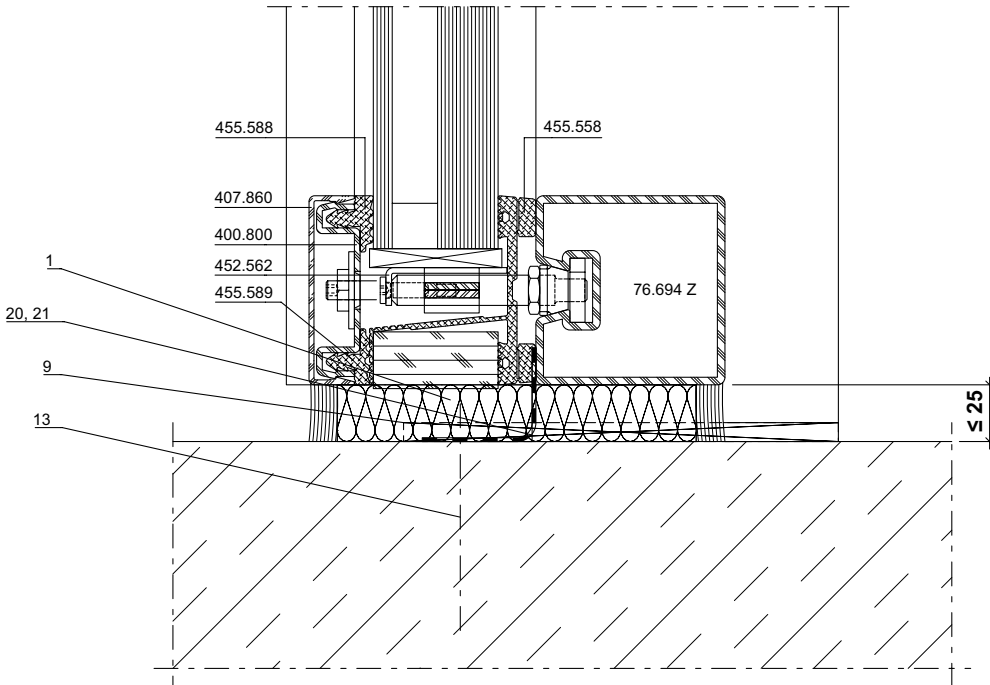
Anschlüsse am Bau im Massstab 1:2
Raccords au mur à l'échelle 1:2
Attachment to structure on scale 1:2

VISS Fire EI30 Fassade/Trennwand
VISS Fire EI30 façade/cloison
VISS Fire EI30 façade/partition wall

Bodenanschluss


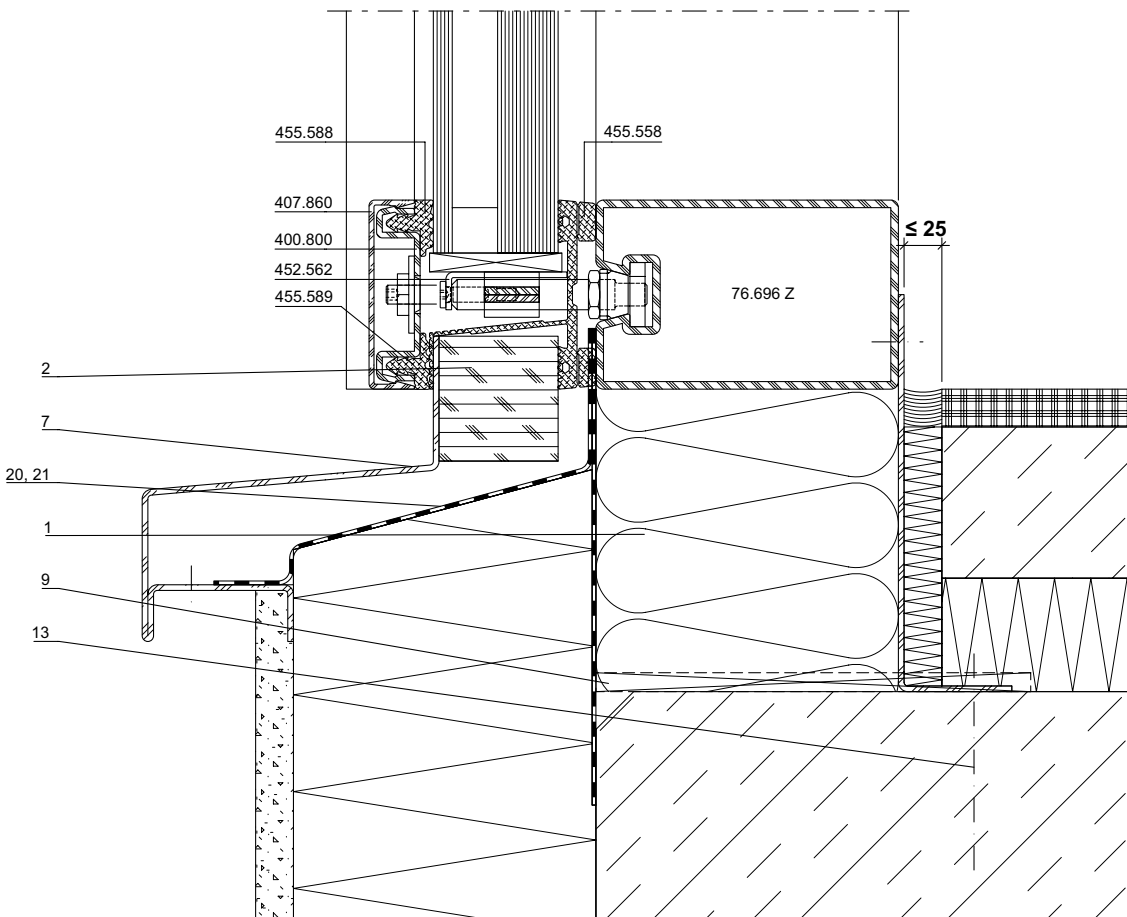
Fixation au sol

Floor attachment



DXF **DWG**

51-0501-A-001



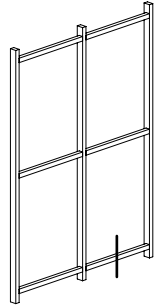
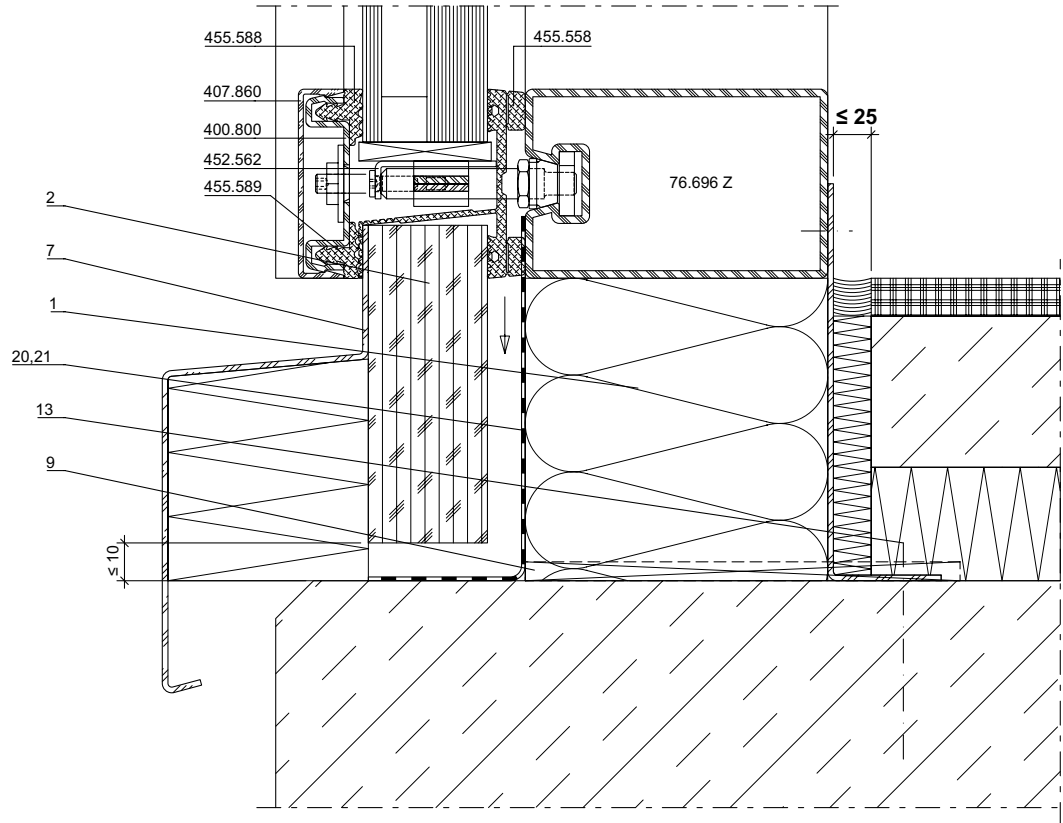
DXF **DWG**

51-0501-A-002

Bodenanschluss

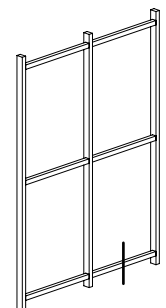
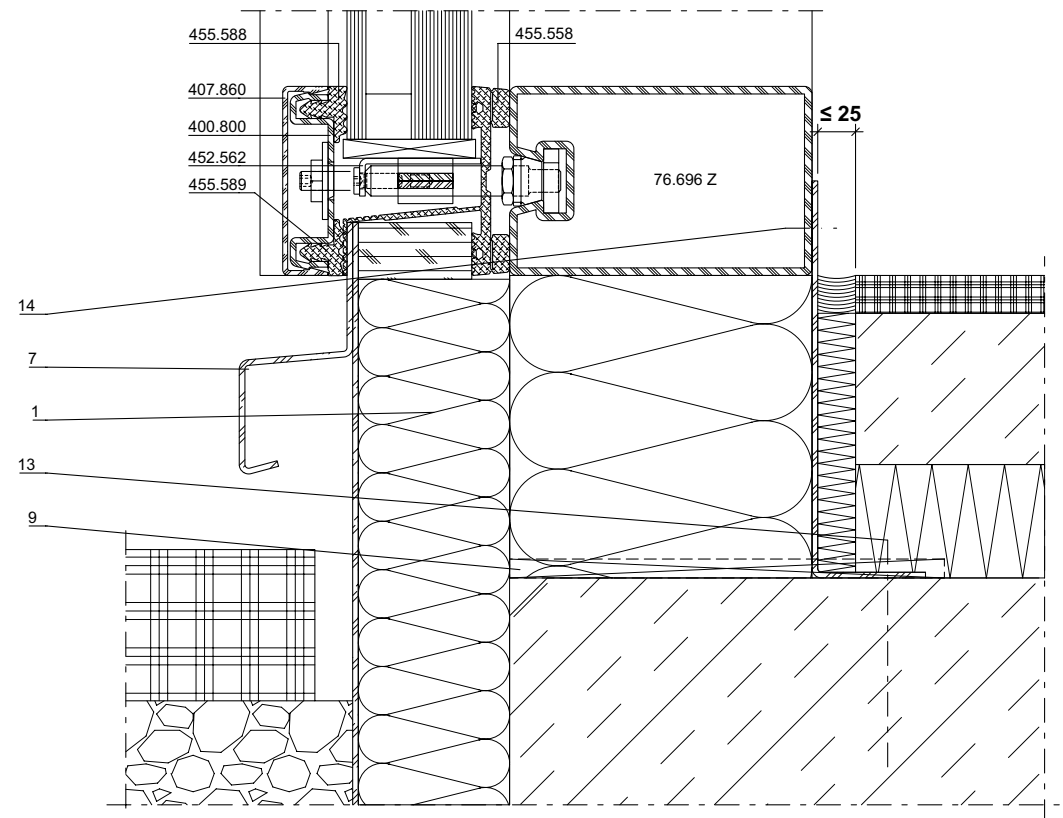
Fixation au sol

Floor attachment



DXF **DWG**

51-0501-A-003



DXF **DWG**

51-0501-A-004

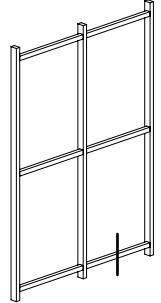
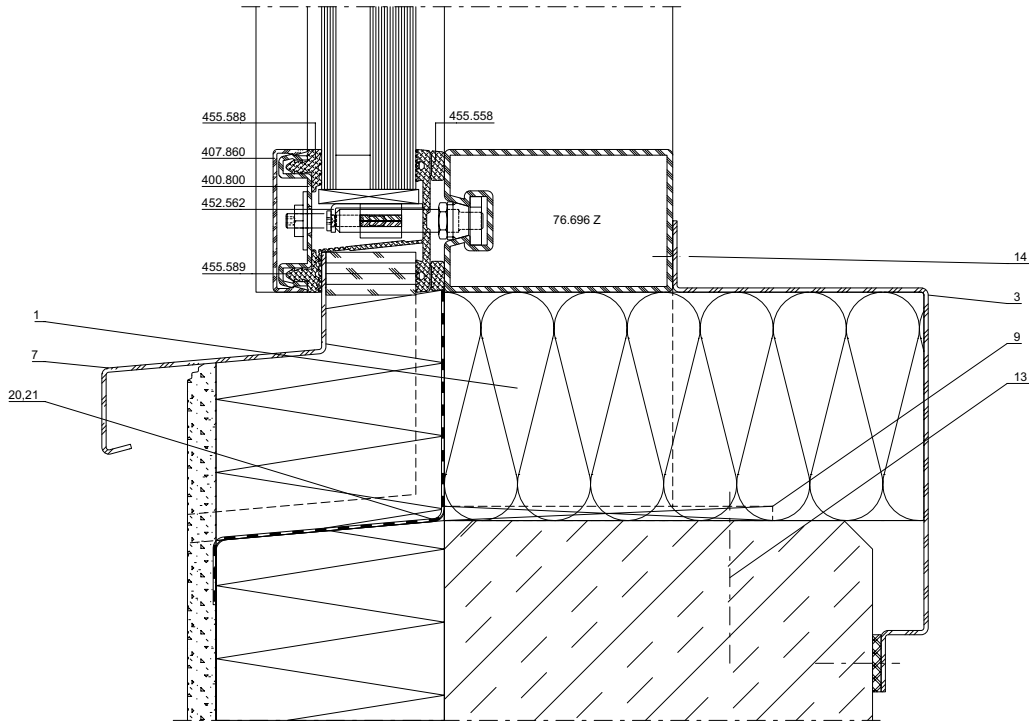
Anschlüsse am Bau im Massstab 1:2
Raccords au mur à l'échelle 1:2
Attachment to structure on scale 1:2

VISS Fire EI30 Fassade/Trennwand
VISS Fire EI30 façade/cloison
VISS Fire EI30 façade/partition wall

Bodenanschluss

Fixation au sol

Floor attachment



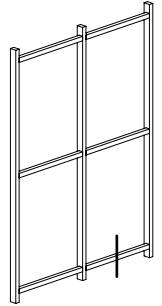
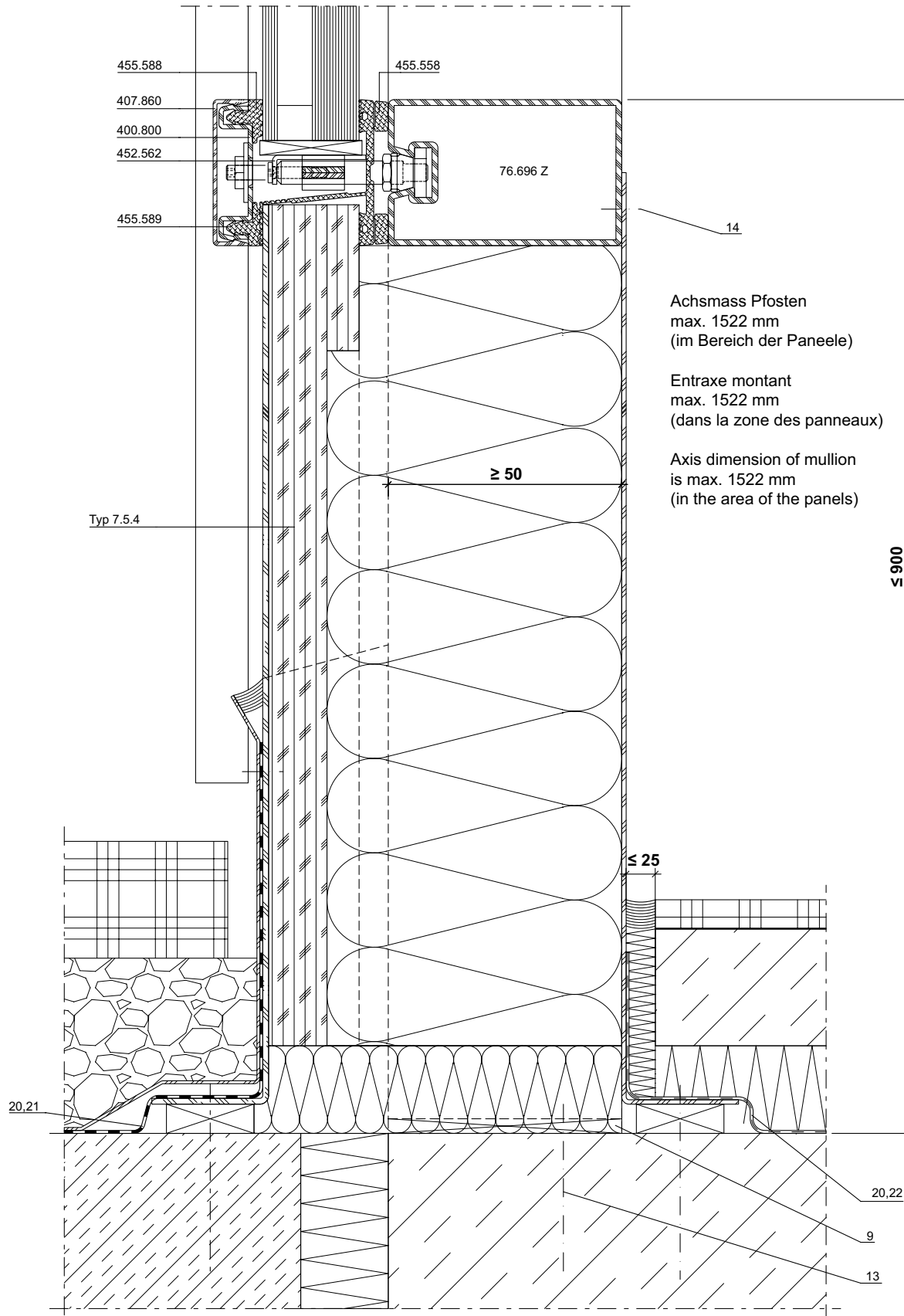
DXF **DWG**

51-0501A-005

Bodenanschluss

Fixation au sol

Floor attachment



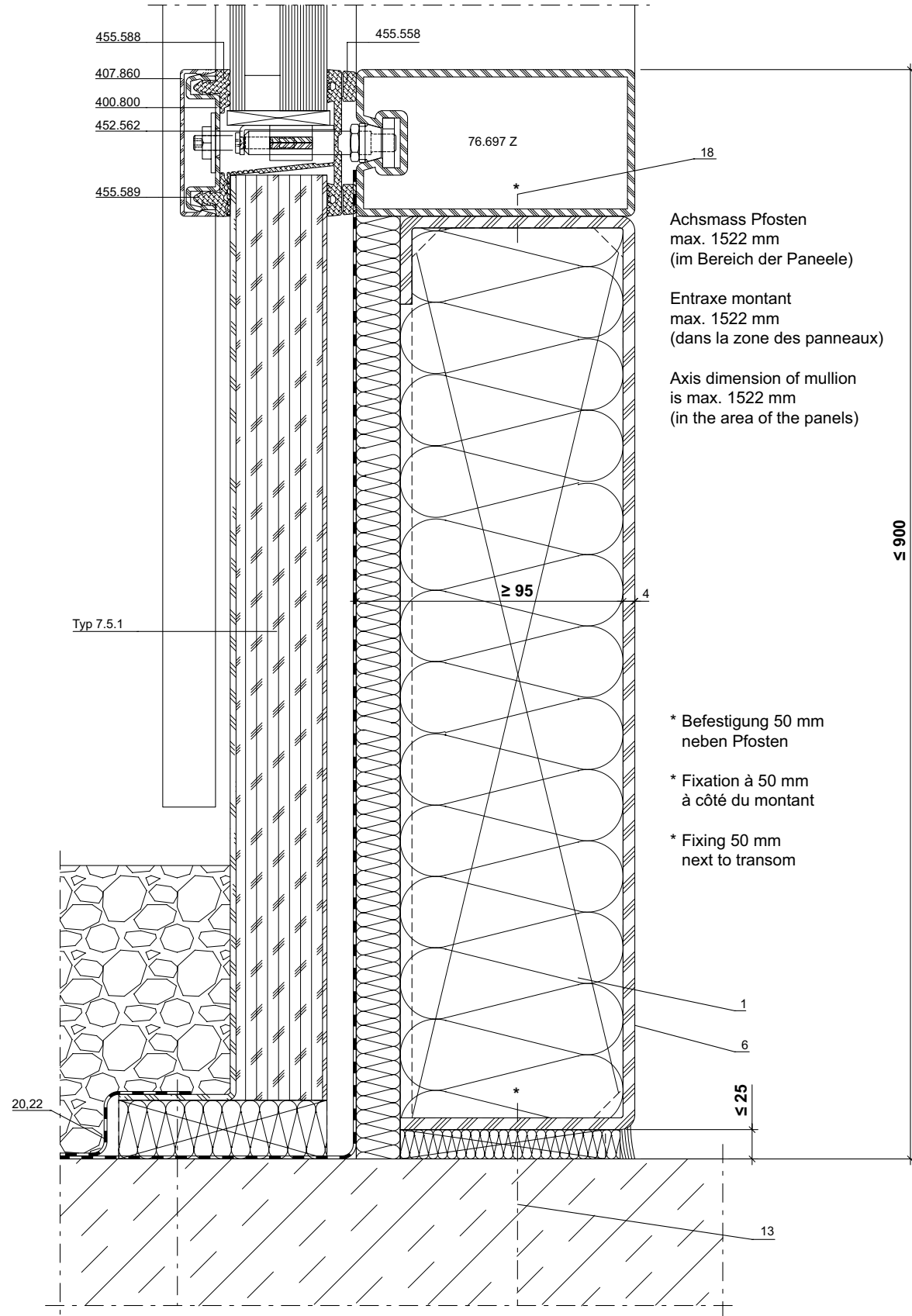
Anschlüsse am Bau im Massstab 1:2
Raccords au mur à l'échelle 1:2
Attachment to structure on scale 1:2

VISS Fire EI30 Fassade/Trennwand
VISS Fire EI30 façade/cloison
VISS Fire EI30 façade/partition wall

Bodenanschluss

Fixation au sol

Floor attachment



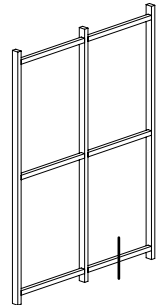
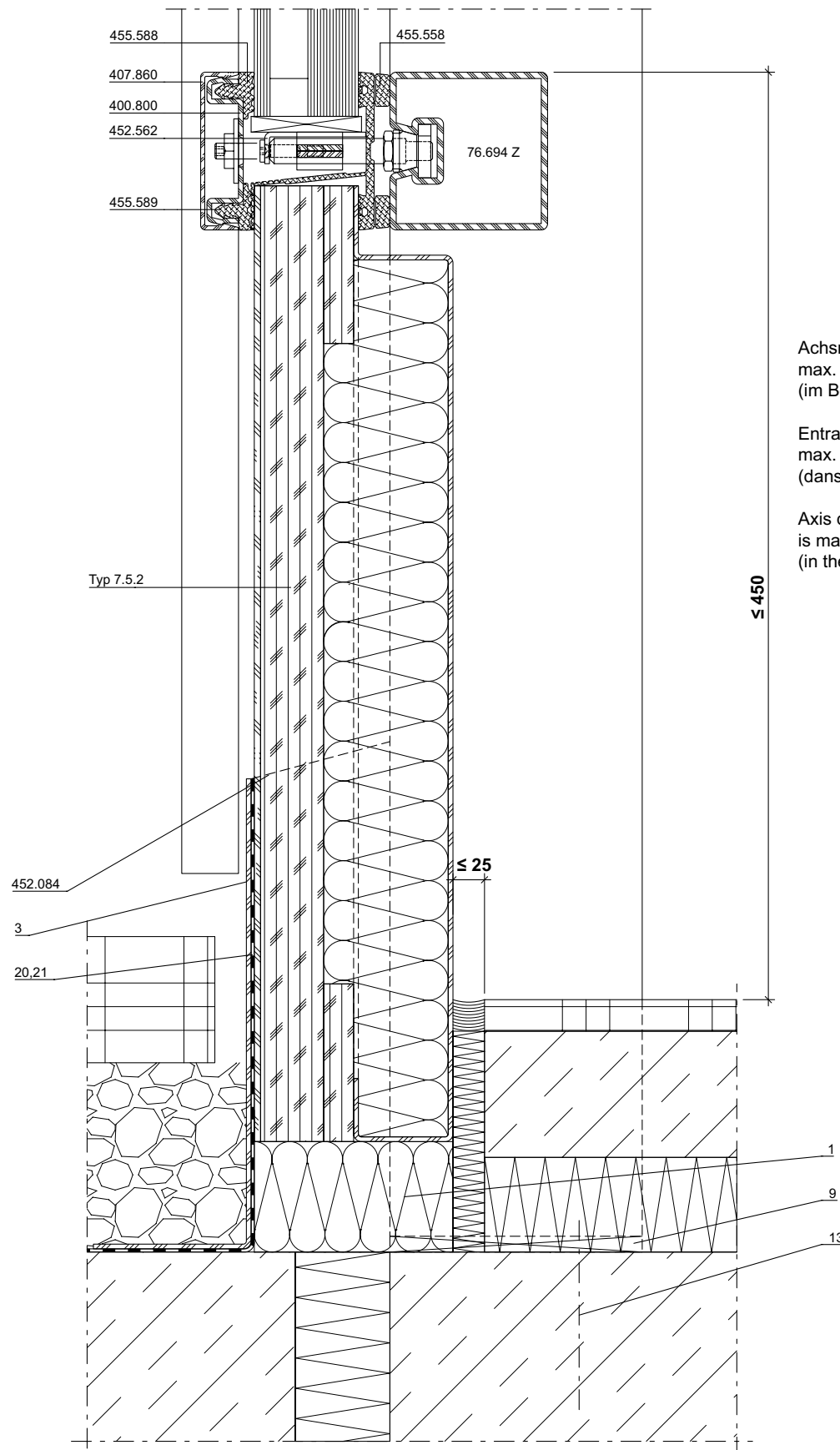
DXF **DWG**

51-0501-A-007

Bodenanschluss

Fixation au sol

Floor attachment



Achsmass Pfosten
 max. 1522 mm
 (im Bereich der Paneele)

Entraxe montant
 max. 1522 mm
 (dans la zone des panneaux)

Axis dimension of mullion
 is max. 1522 mm
 (in the area of the panels)

≤ 450

≤ 25

DXF DWG

51-0501-A-008

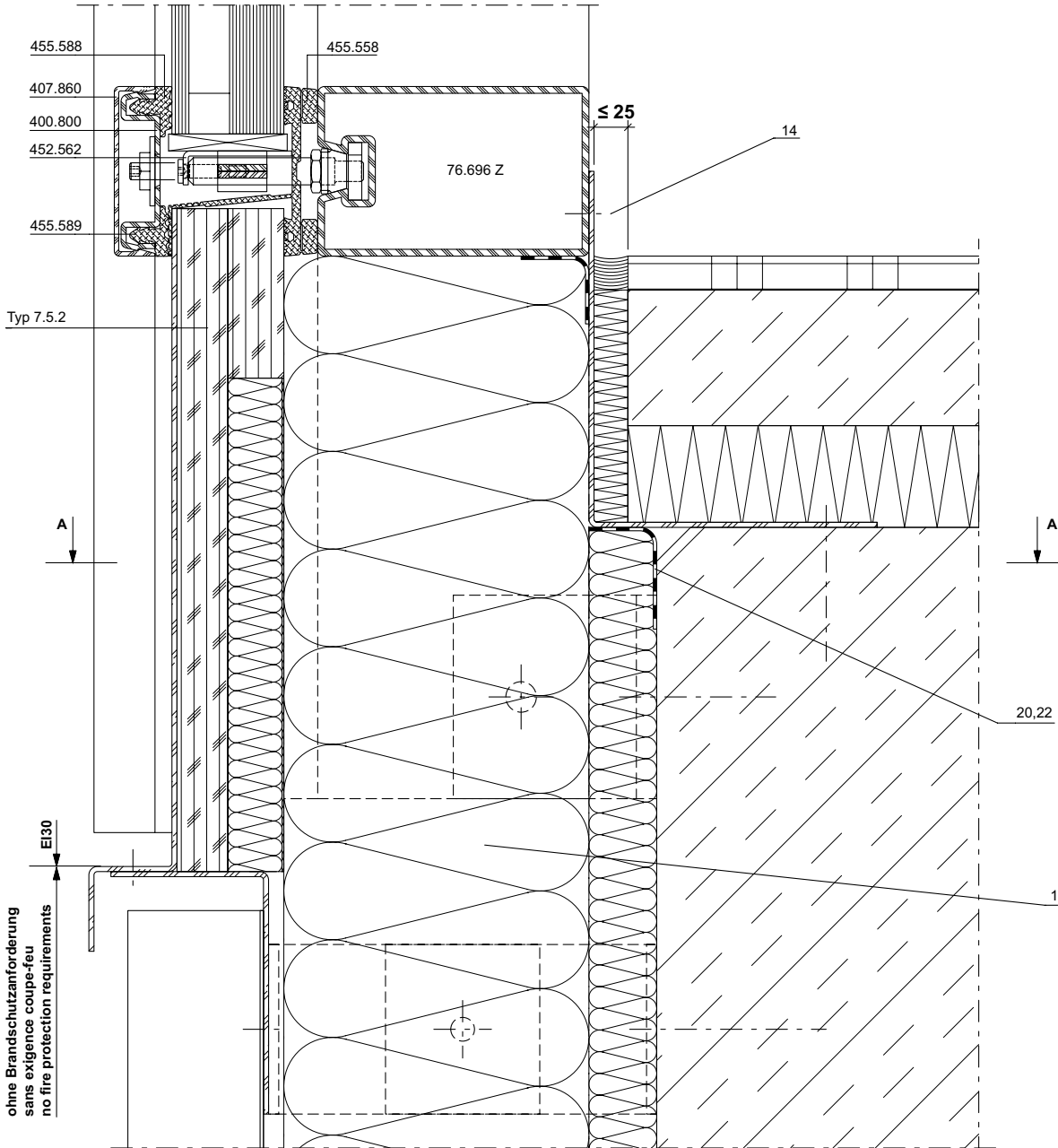
Anschlüsse am Bau im Massstab 1:2
Raccords au mur à l'échelle 1:2
Attachment to structure on scale 1:2

VISS Fire EI30 Fassade/Trennwand
VISS Fire EI30 façade/cloison
VISS Fire EI30 façade/partition wall

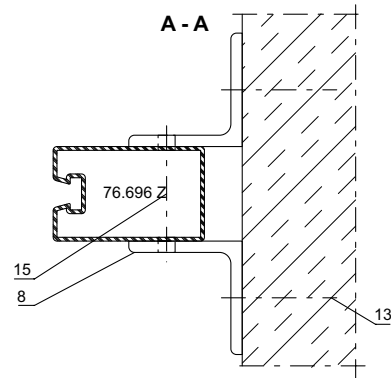
Bodenanschluss

Fixation au sol

Floor attachment



ohne Brandschutzanforderung
sans exigence coupe-feu
no fire protection requirements



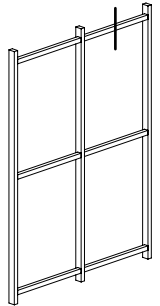
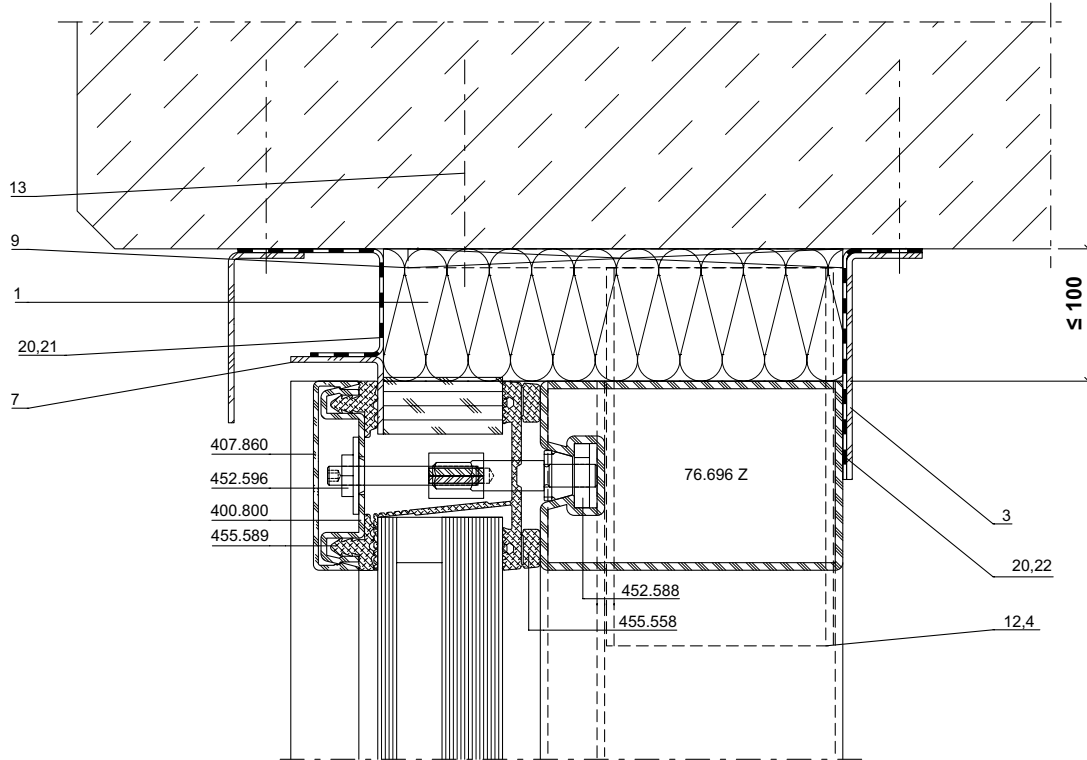
DXF DWG

51-0501-A-009

Deckenanschluss

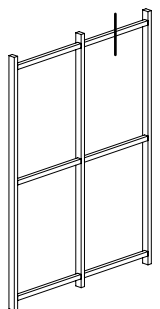
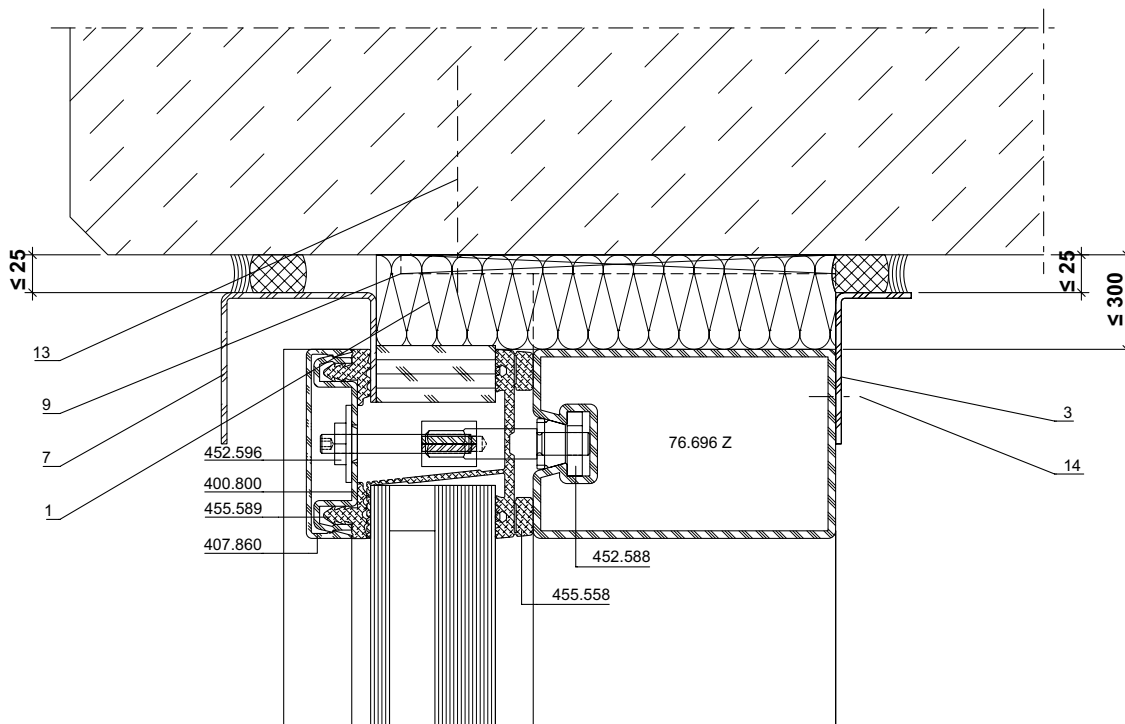
Fixation au plafond

Intermediate floor attachment



DXF DWG

51-0501-A-011



DXF DWG

51-0501-A-012

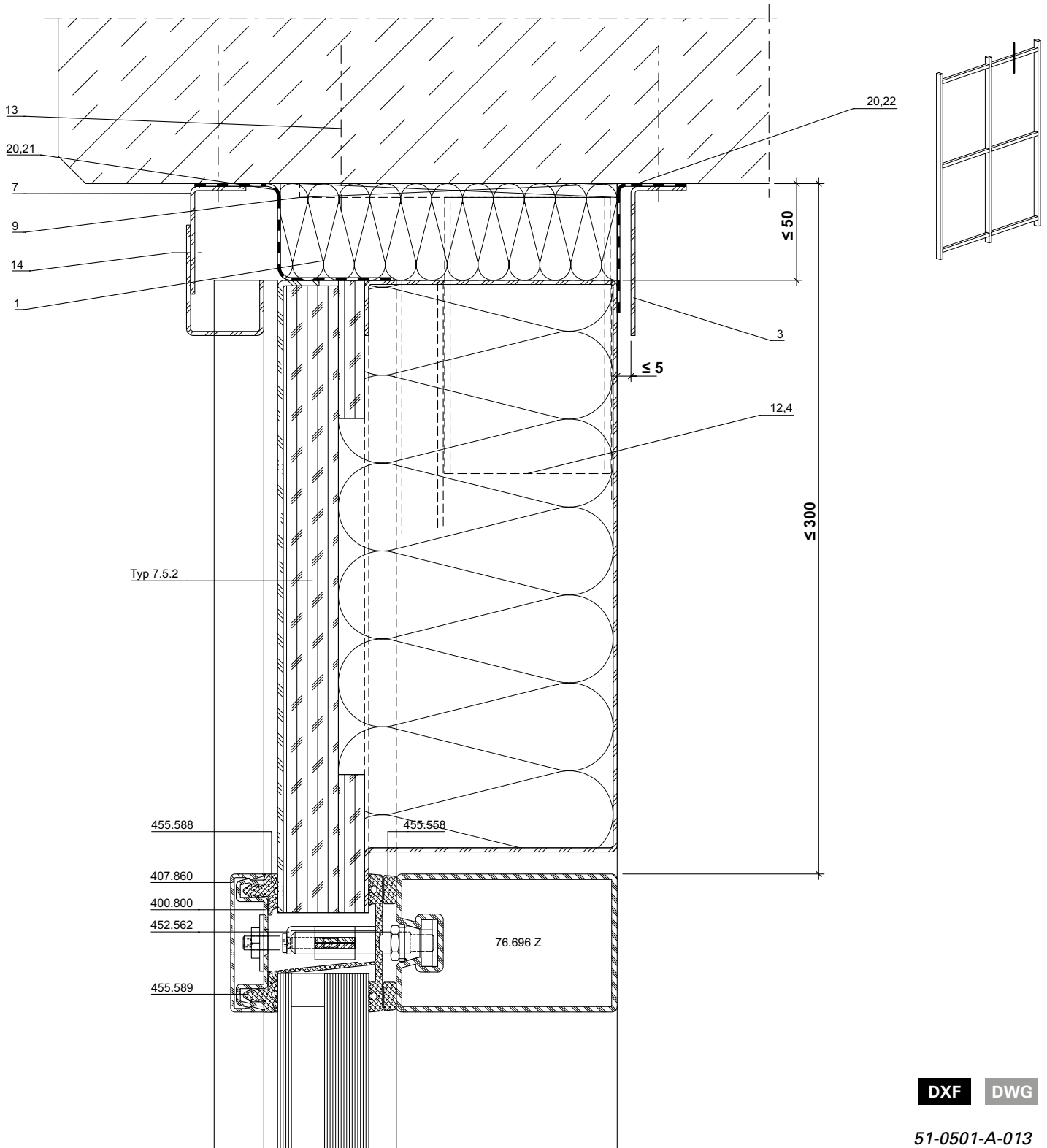
Anschlüsse am Bau im Massstab 1:2
Raccords au mur à l'échelle 1:2
Attachment to structure on scale 1:2

VISS Fire EI30 Fassade/Trennwand
VISS Fire EI30 façade/cloison
VISS Fire EI30 façade/partition wall

Deckenanschluss

Fixation au plafond

Intermediate floor attachment



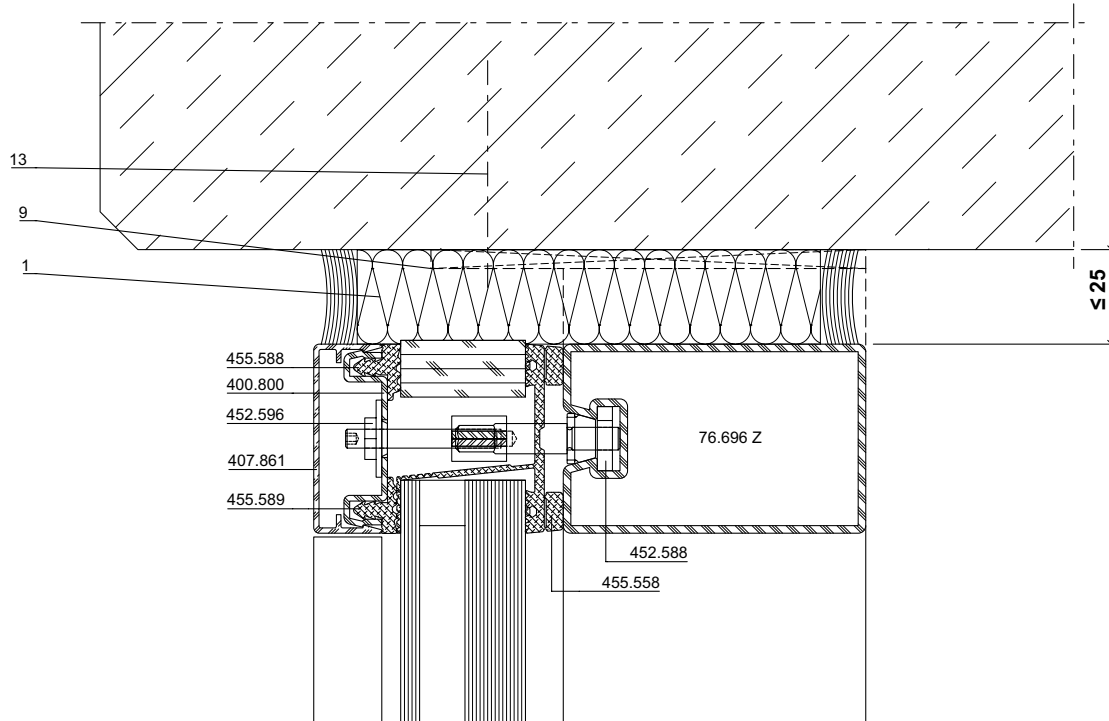
Anschlüsse am Bau im Masstab 1:2
Raccords au mur à l'échelle 1:2
Attachment to structure on scale 1:2

VISS Fire EI30 Fassade/Trennwand
VISS Fire EI30 façade/cloison
VISS Fire EI30 façade/partition wall

Deckenanschluss

Fixation au plafond

Intermediate floor attachment



DXF DWG

51-0501-A-014

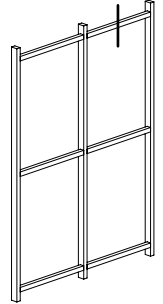
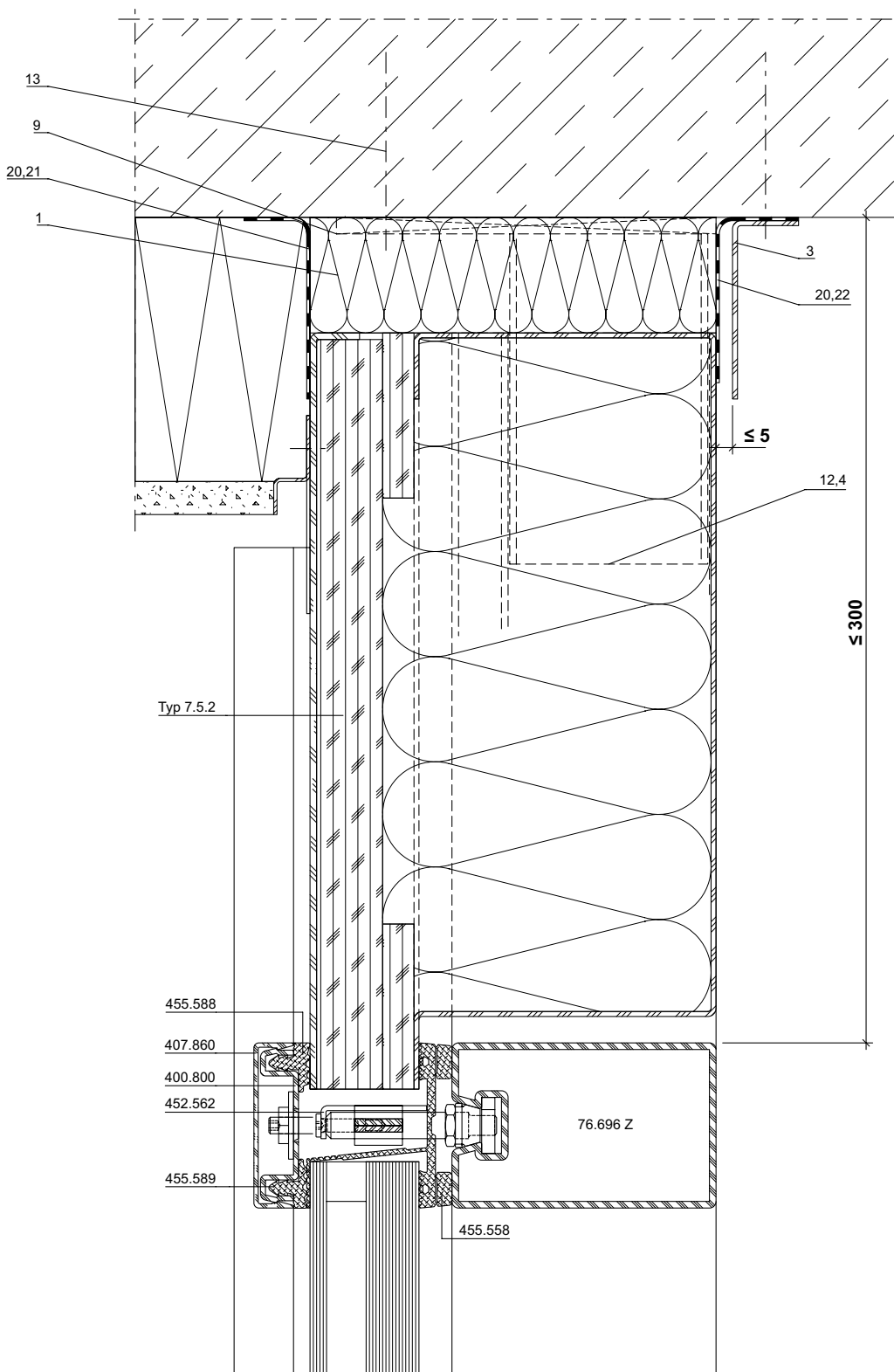
Anschlüsse am Bau im Massstab 1:2
Raccords au mur à l'échelle 1:2
Attachment to structure on scale 1:2

VISS Fire EI30 Fassade/Trennwand
VISS Fire EI30 façade/cloison
VISS Fire EI30 façade/partition wall

Deckenanschluss

Fixation au plafond

Intermediate floor attachment



DXF DWG

51-0501-A-015

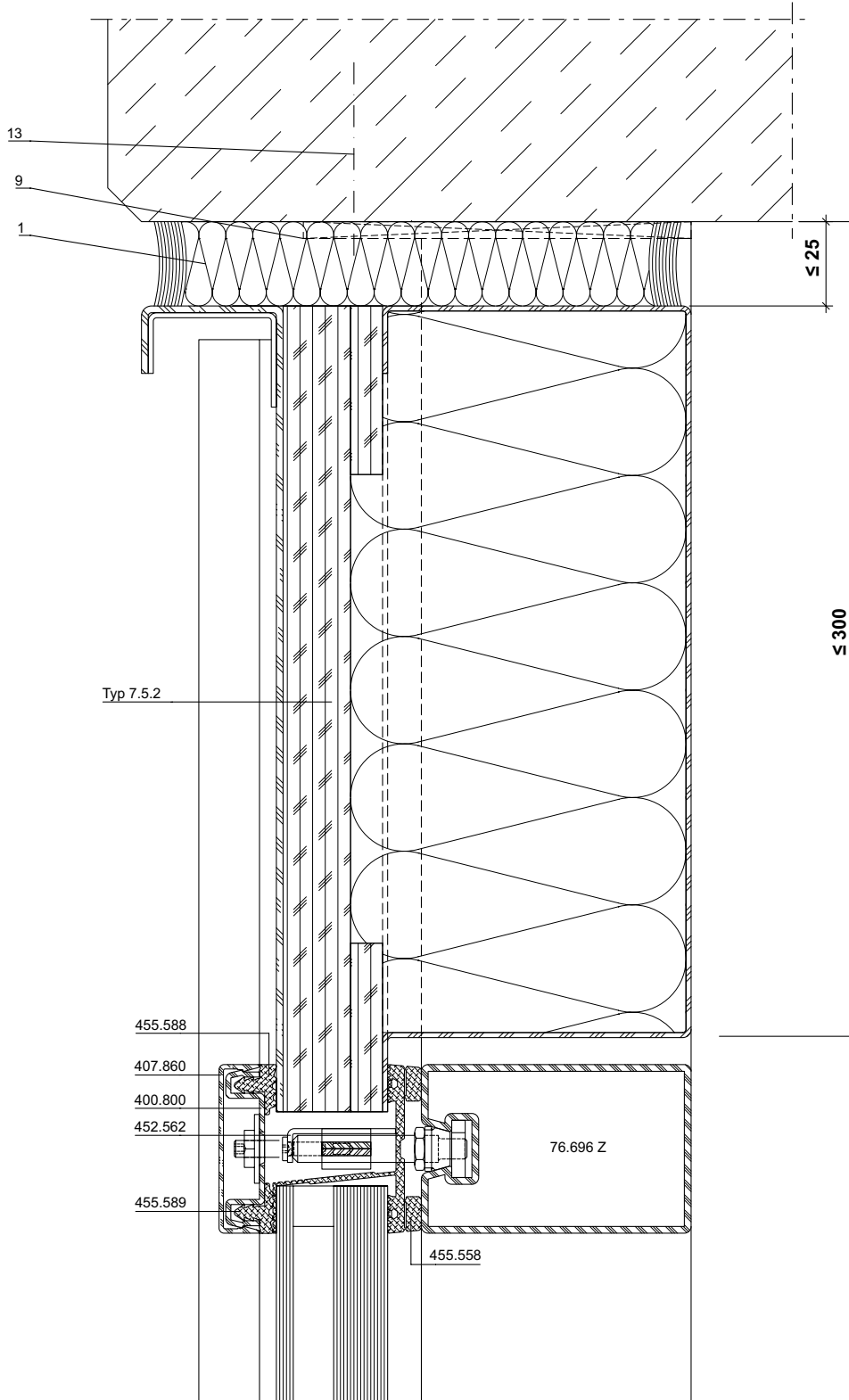
Anschlüsse am Bau im Masstab 1:2
Raccords au mur à l'échelle 1:2
Attachment to structure on scale 1:2

VISS Fire EI30 Fassade/Trennwand
VISS Fire EI30 façade/cloison
VISS Fire EI30 façade/partition wall

Deckenanschluss

Fixation au plafond

Intermediate floor attachment



DXF DWG

51-0501-A-016

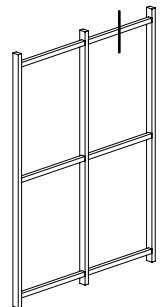
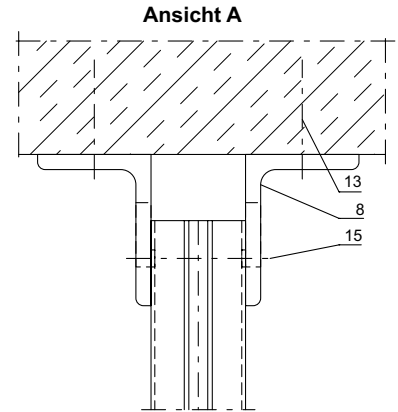
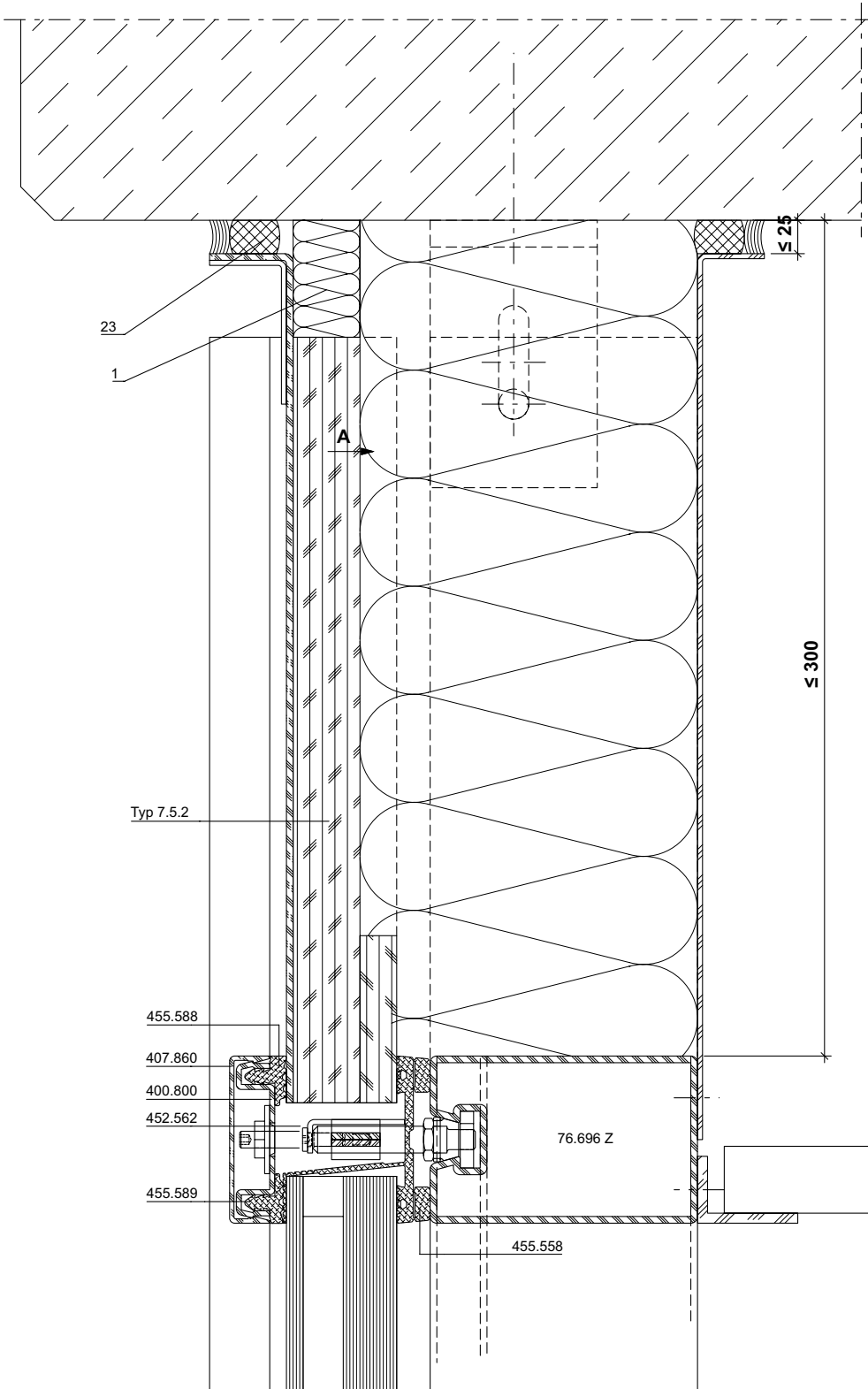
Anschlüsse am Bau im Massstab 1:2
Raccords au mur à l'échelle 1:2
Attachment to structure on scale 1:2

VISS Fire EI30 Fassade/Trennwand
VISS Fire EI30 façade/cloison
VISS Fire EI30 façade/partition wall

Deckenanschluss

Fixation au plafond

Intermediate floor attachment



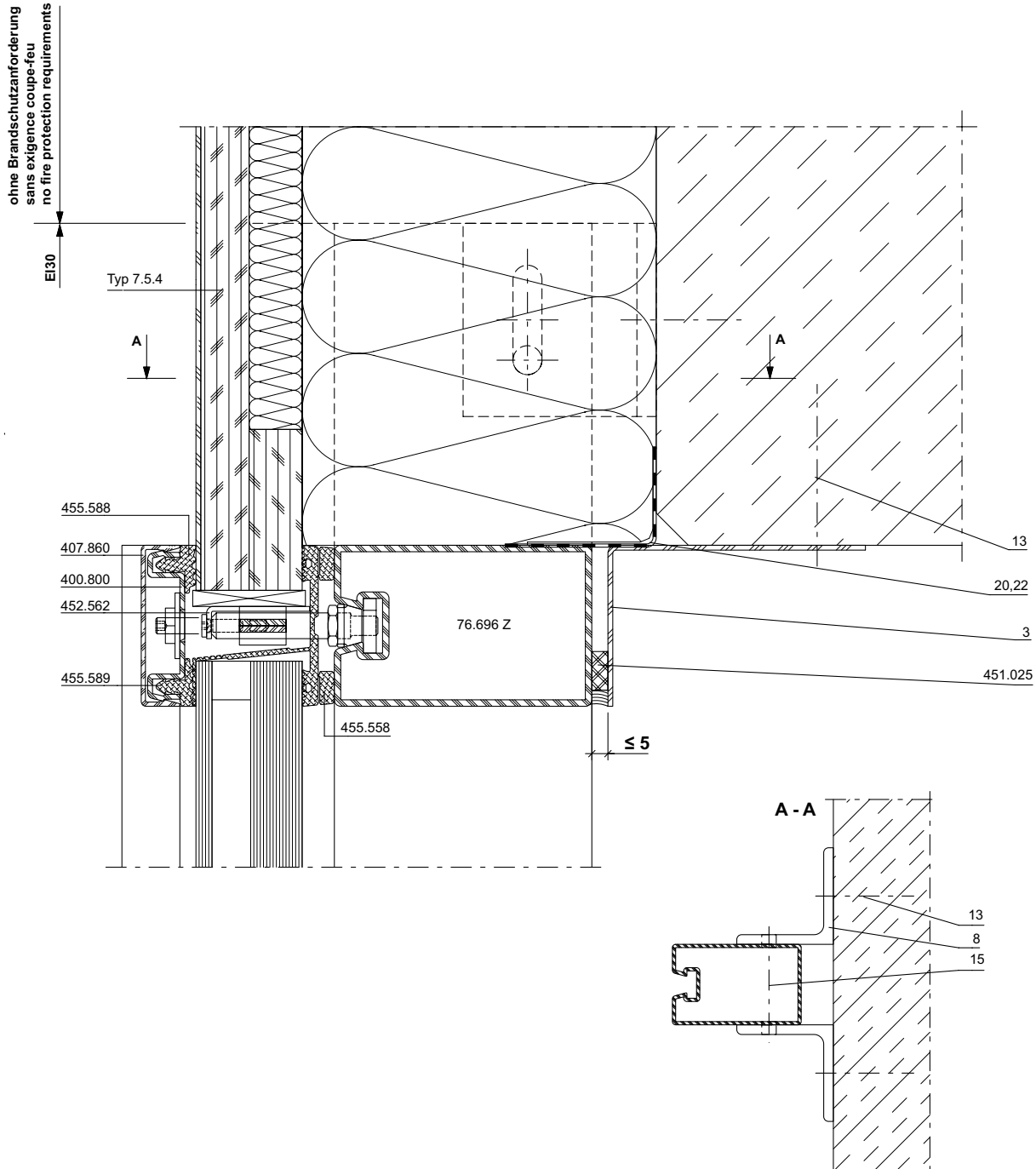
DXF DWG

51-0501-A-017

Deckenanschluss

Fixation au plafond

Intermediate floor attachment



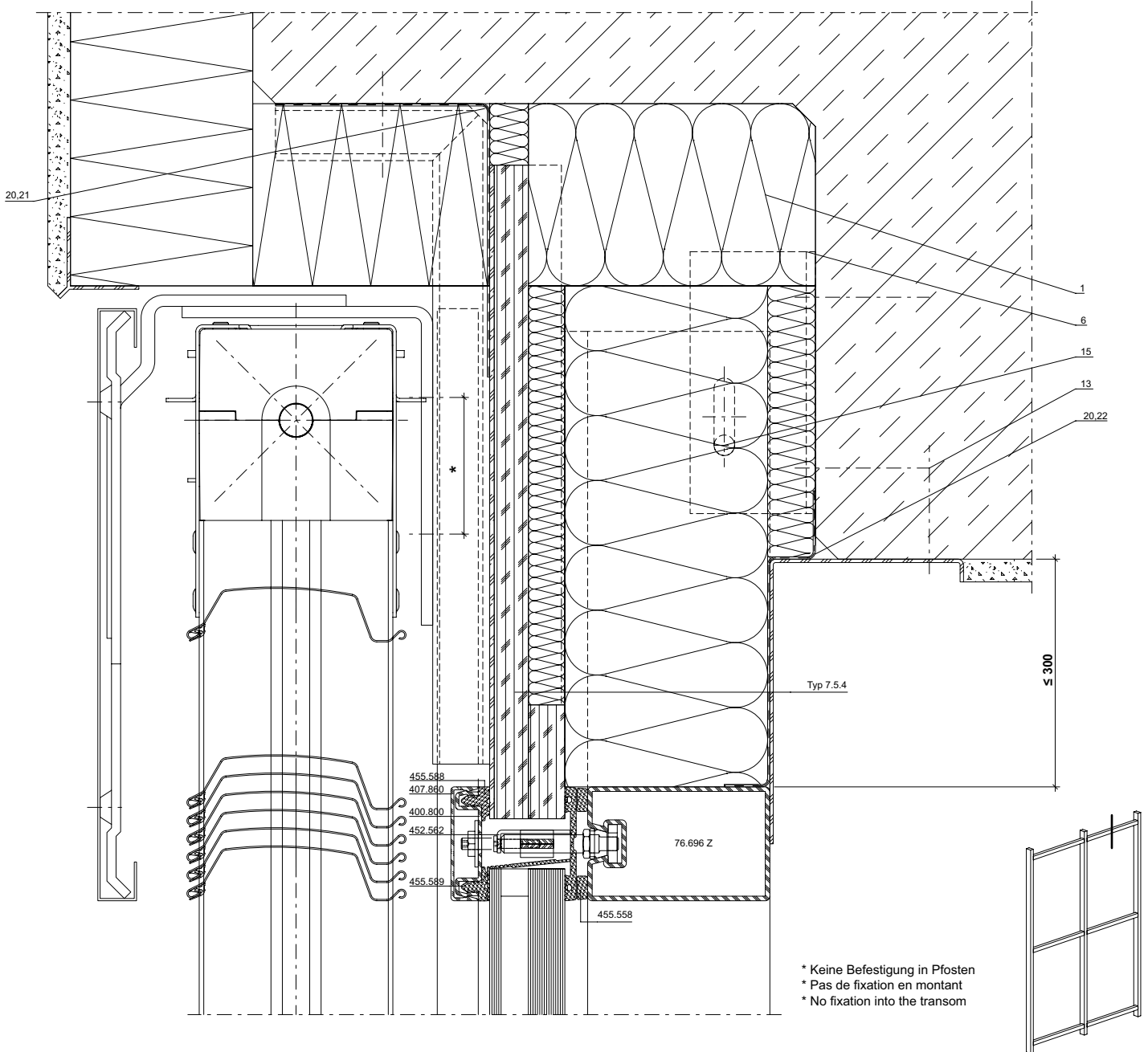
DXF DWG

51-0501-A-018

Deckenanschluss

Fixation au plafond

Intermediate floor attachment



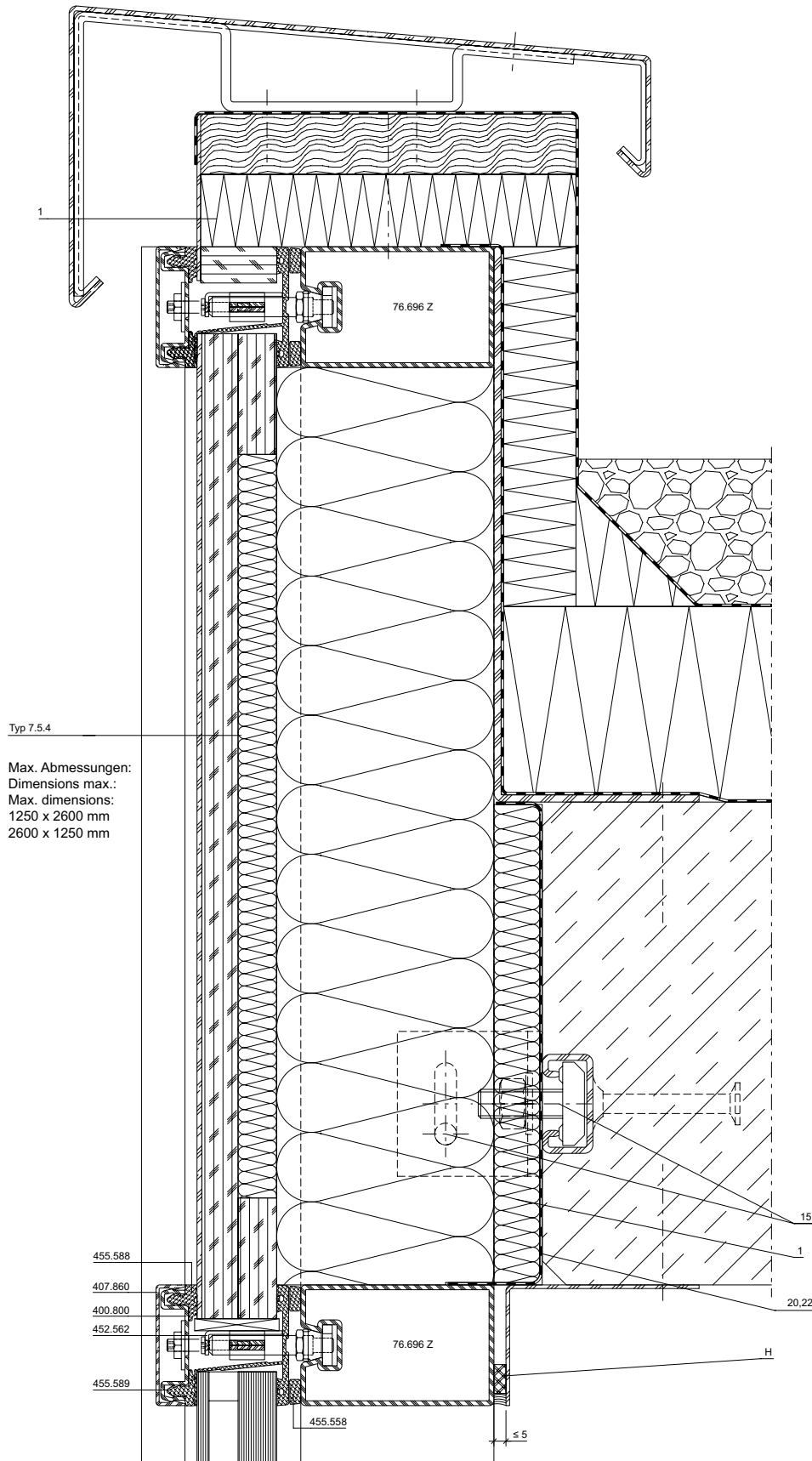
DXF **DWG**

51-0501-A-020

Deckenanschluss

Fixation au plafond

Intermediate floor attachment



DXF DWG

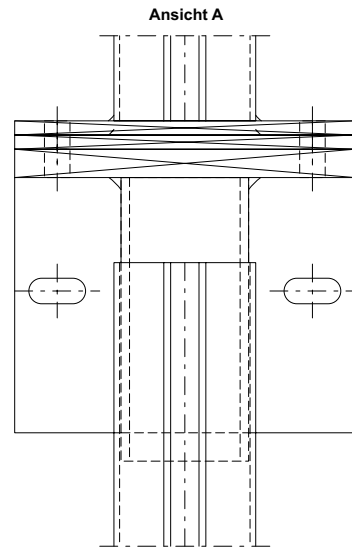
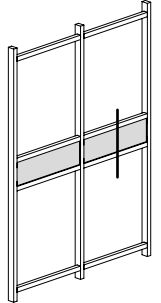
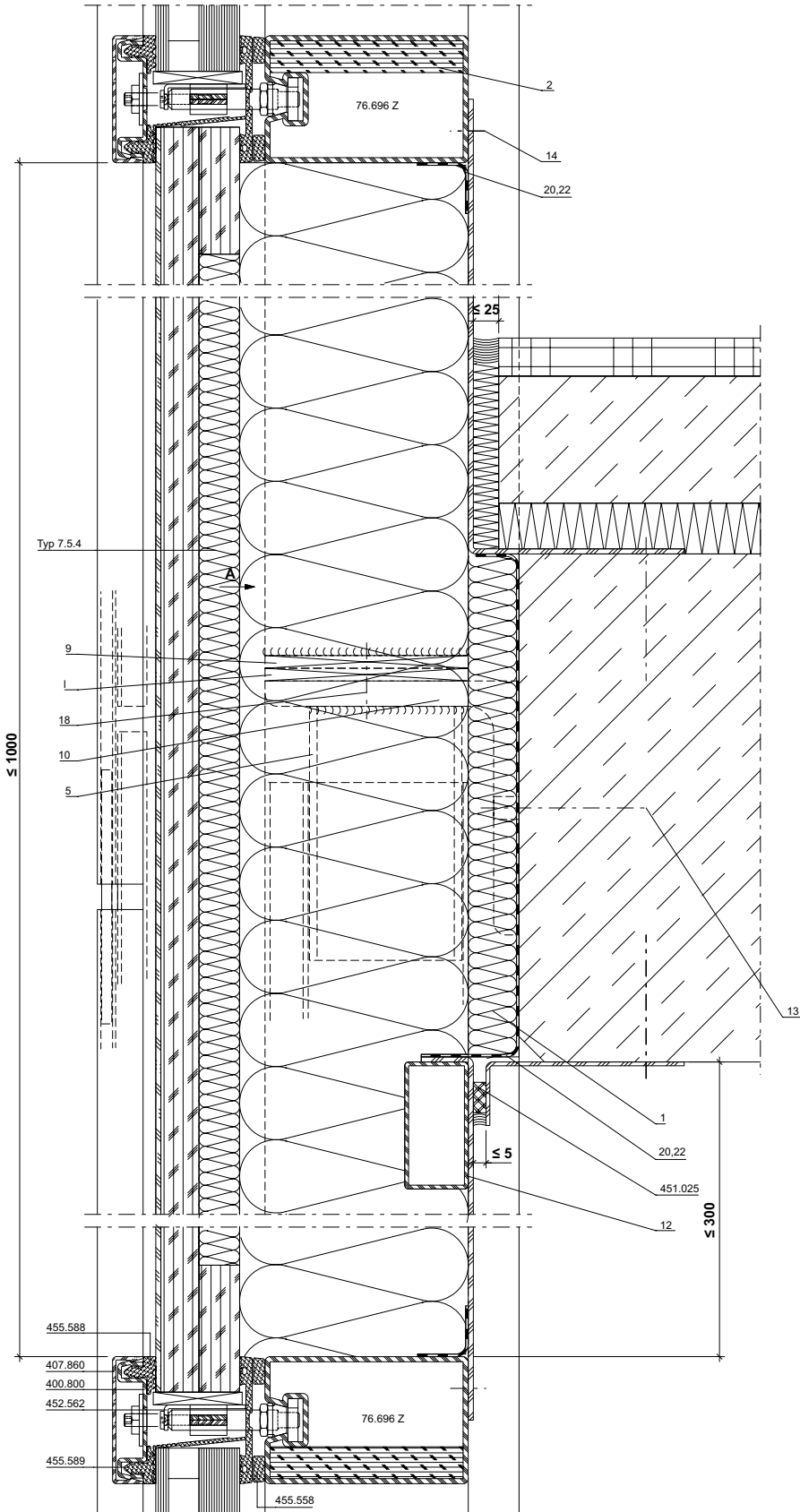
51-0501-A-022

Anschlüsse am Bau
 Raccords au mur
 Attachment to structure

VISS Fire EI30 Fassade/Trennwand
 VISS Fire EI30 façade/cloison
 VISS Fire EI30 façade/partition wall

Boden- / Deckenanschluss vorge setzt Raccord intermédiaire

Forward-mounted floor /
 ceiling attachment



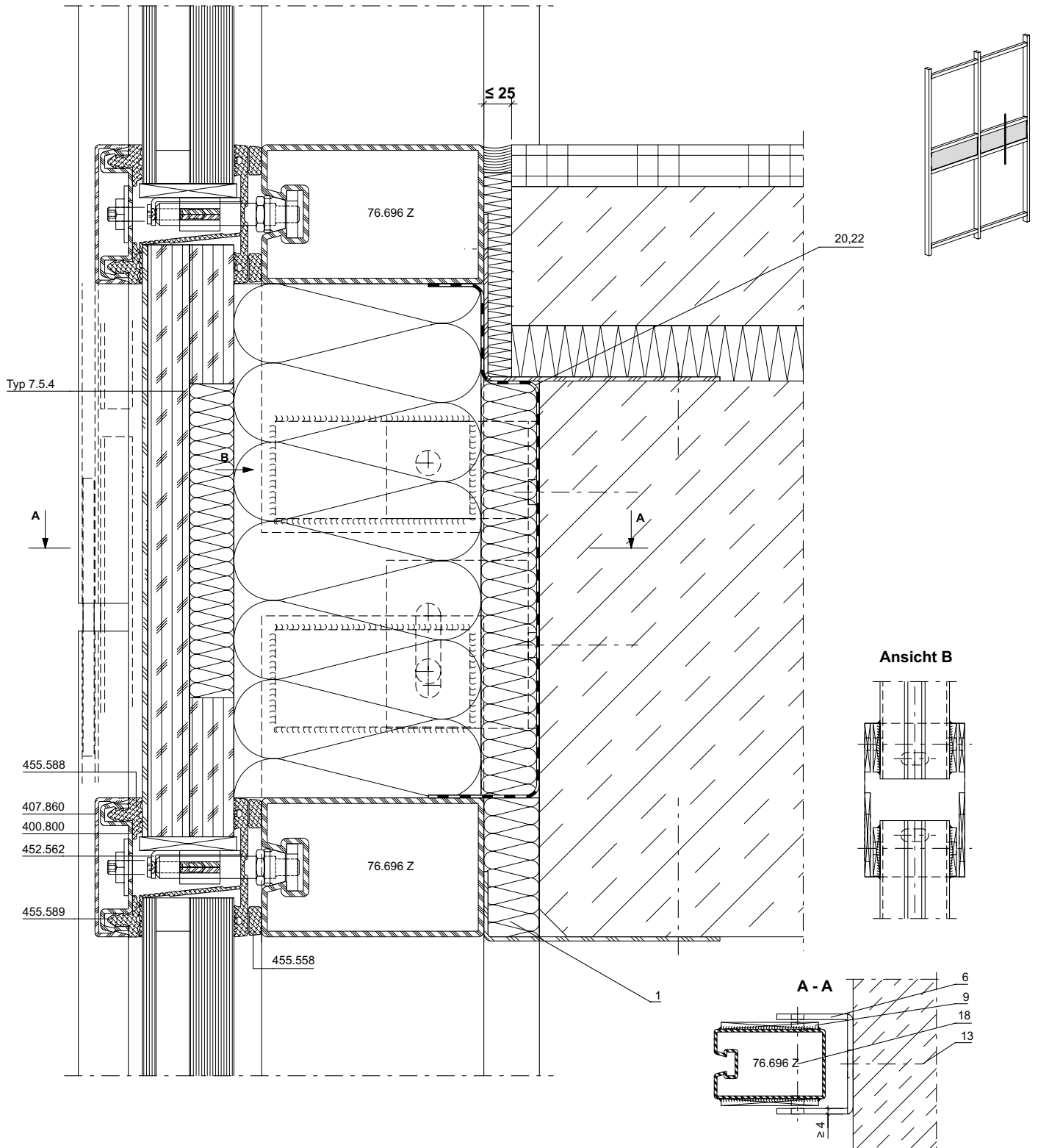
DXF DWG

51-0501-A-024

Boden- / Deckenanschluss vorge setzt

Raccord intermédiaire

Forward-mounted floor /
 ceiling attachment



DXF DWG

51-0501-A-028

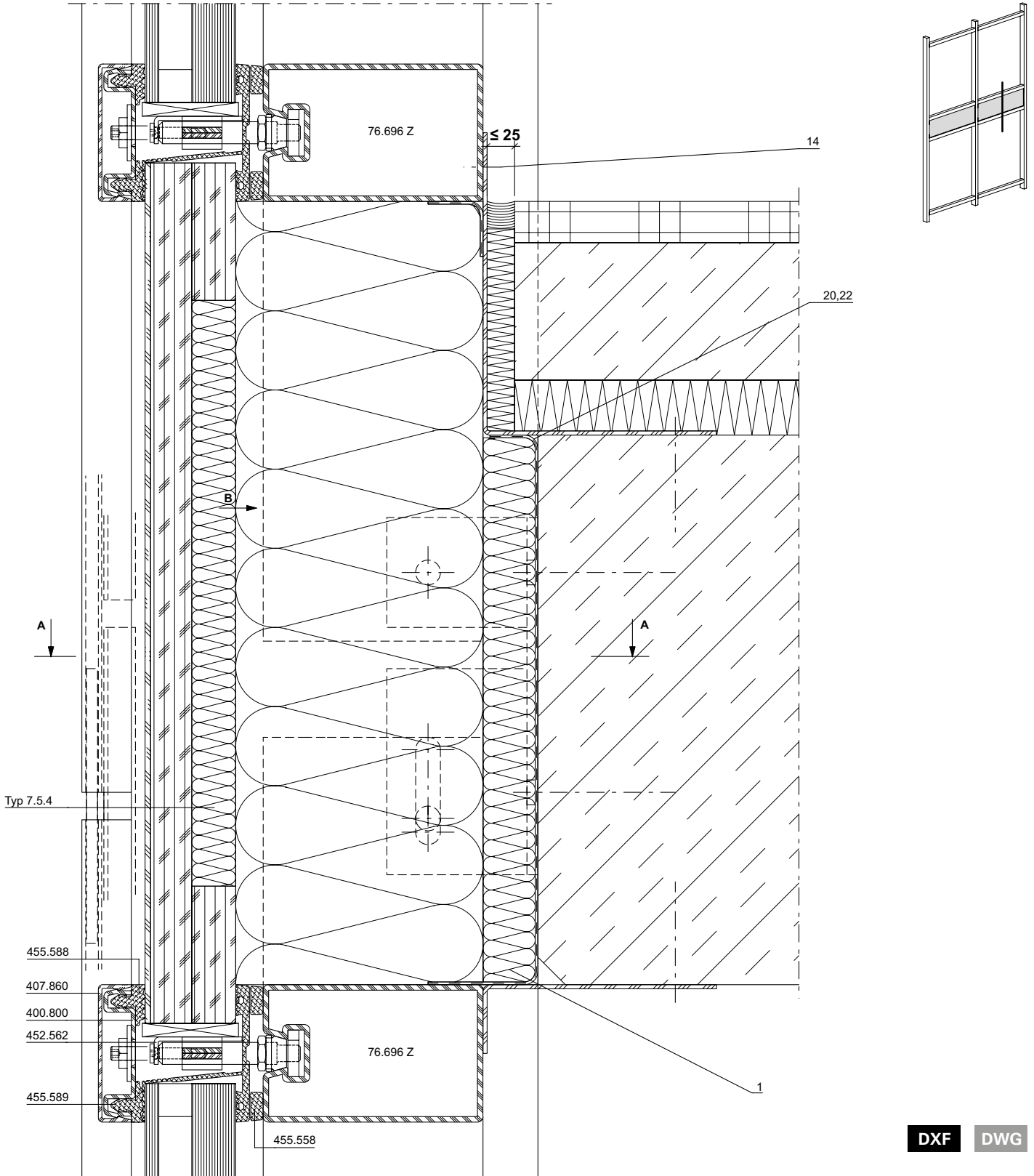
Anschlüsse am Bau im Massstab 1:2
Raccords au mur à l'échelle 1:2
Attachment to structure on scale 1:2

VISS Fire EI30 Fassade/Trennwand
VISS Fire EI30 façade/cloison
VISS Fire EI30 façade/partition wall

Boden- / Deckenanschluss vorge setzt

Raccord intermédiaire

Forward-mounted floor /
ceiling attachment



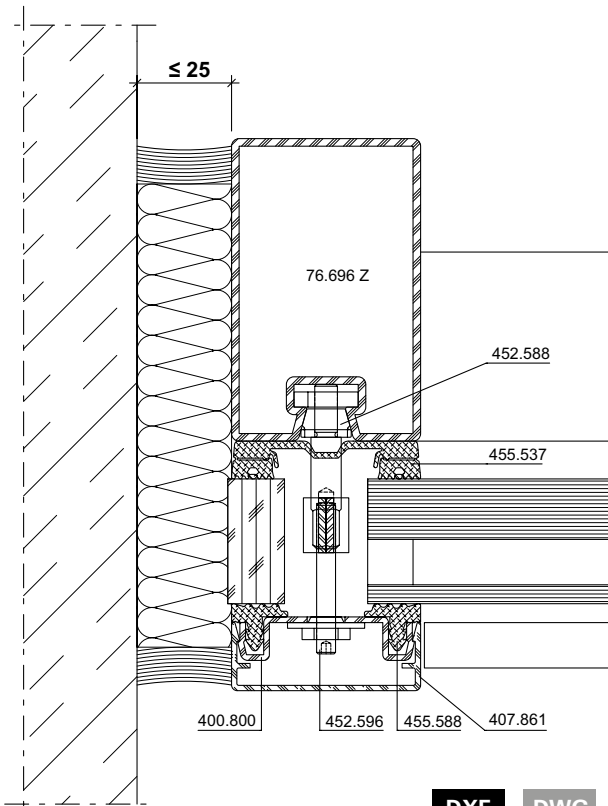
DXF DWG

51-0501-A-026

Wandanschluss

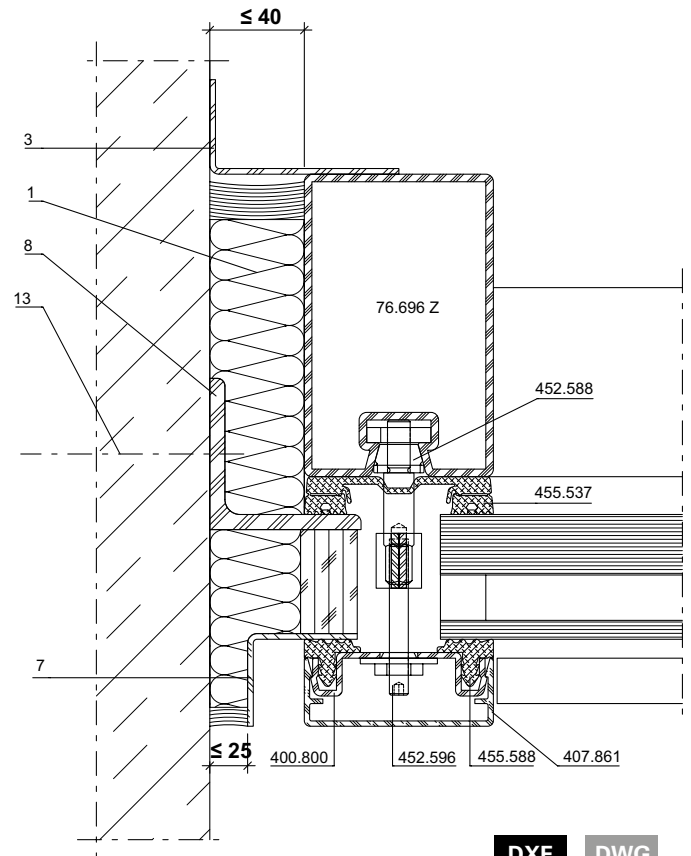
Raccordement au mur

Wall attachment



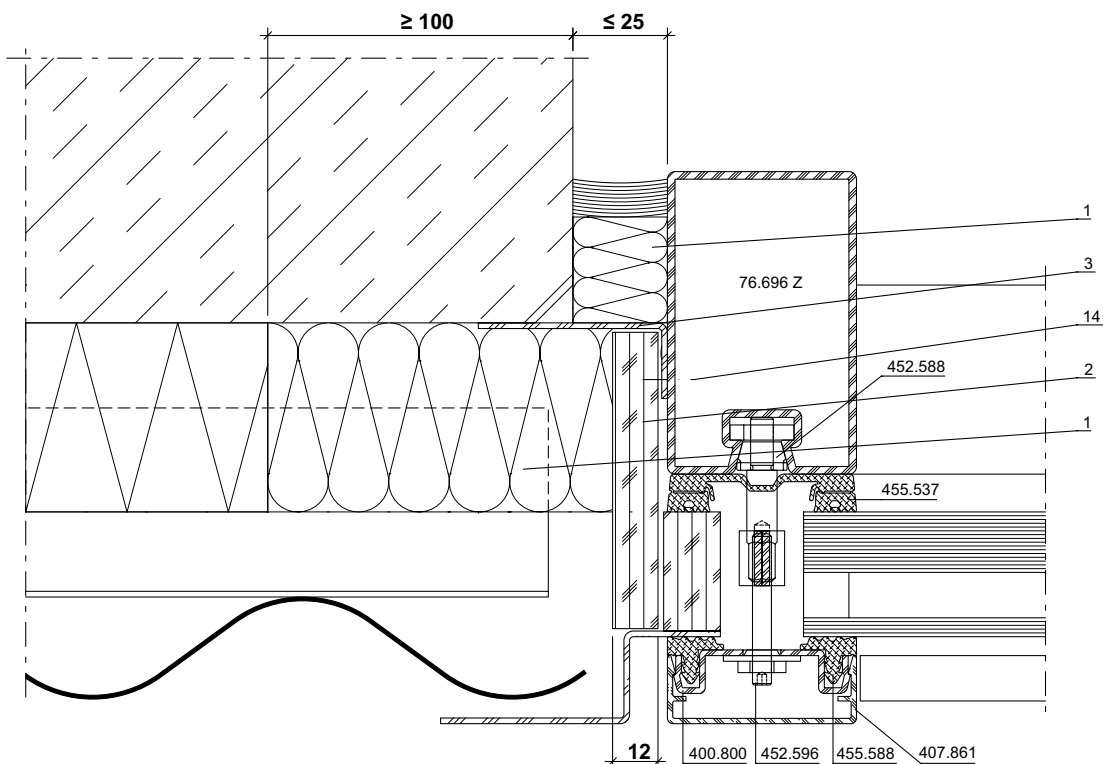
DXF DWG

51-0501-A-040



DXF DWG

51-0501-A-042



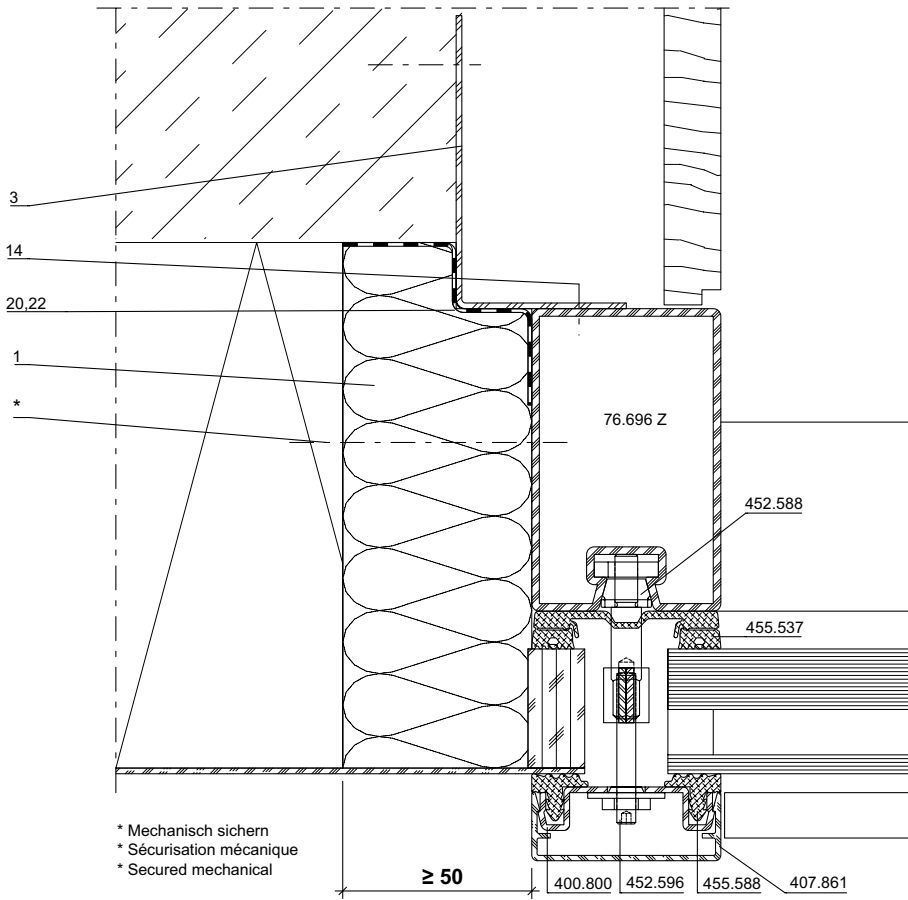
DXF DWG

51-0501-A-043

Wandanschluss

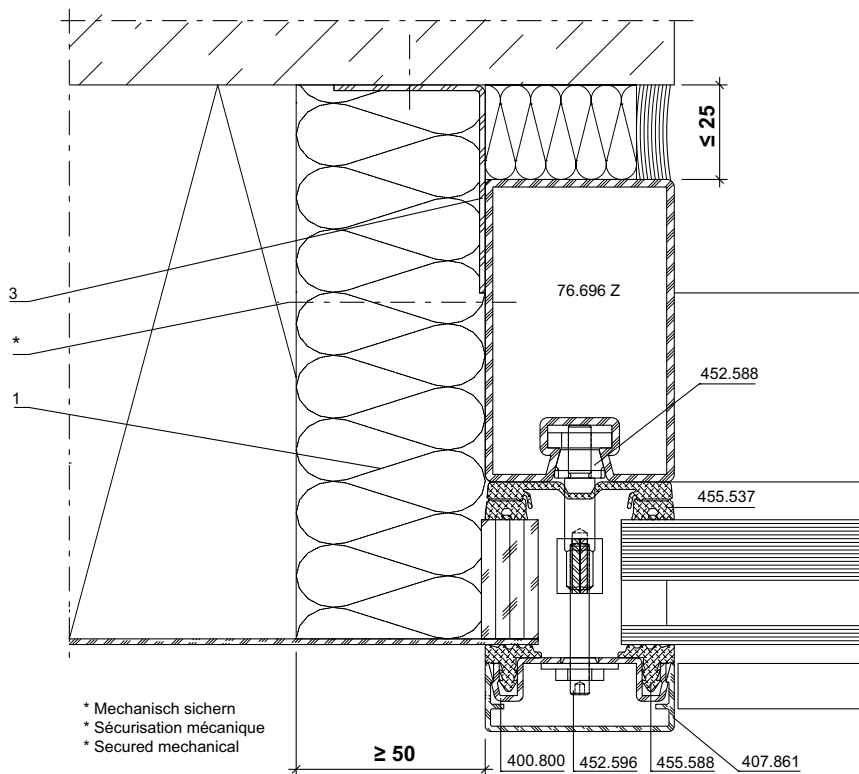
Raccordement au mur

Wall attachment



DXF **DWG**

51-0501-A-044



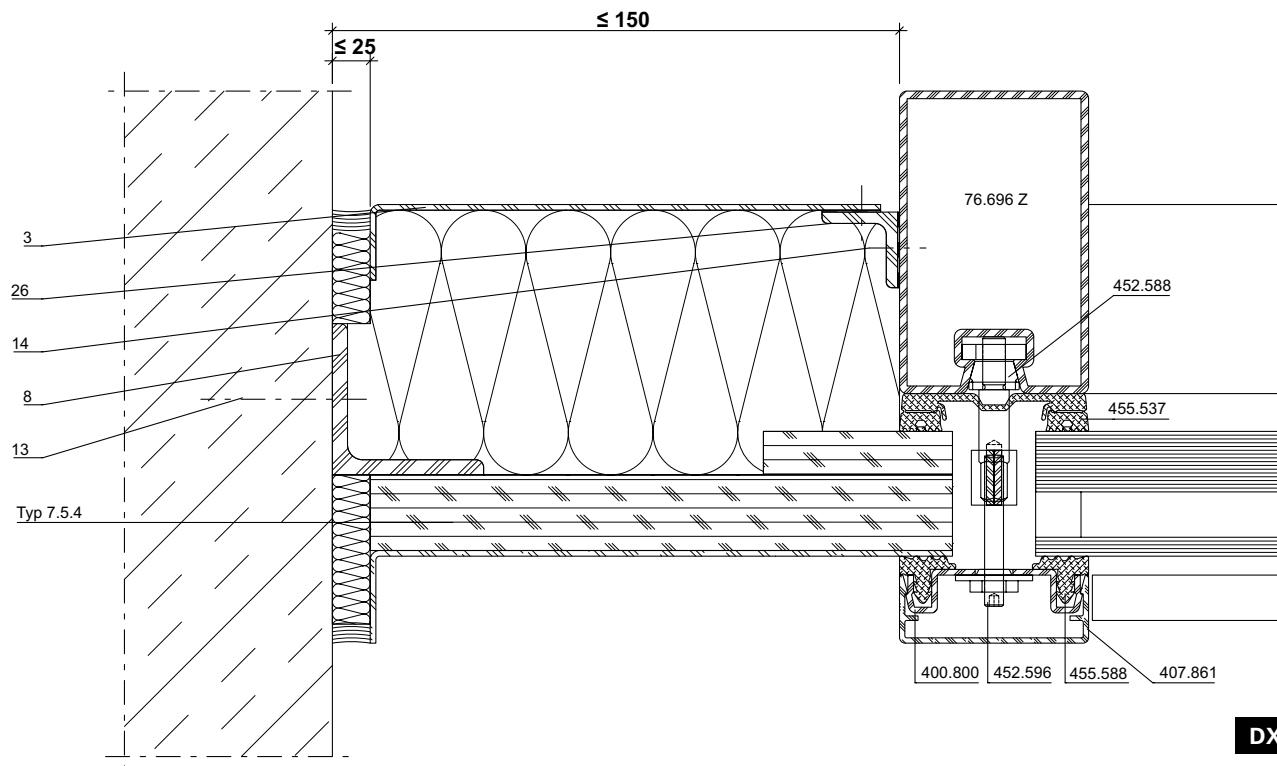
DXF **DWG**

51-0501-A-045

Wandanschluss

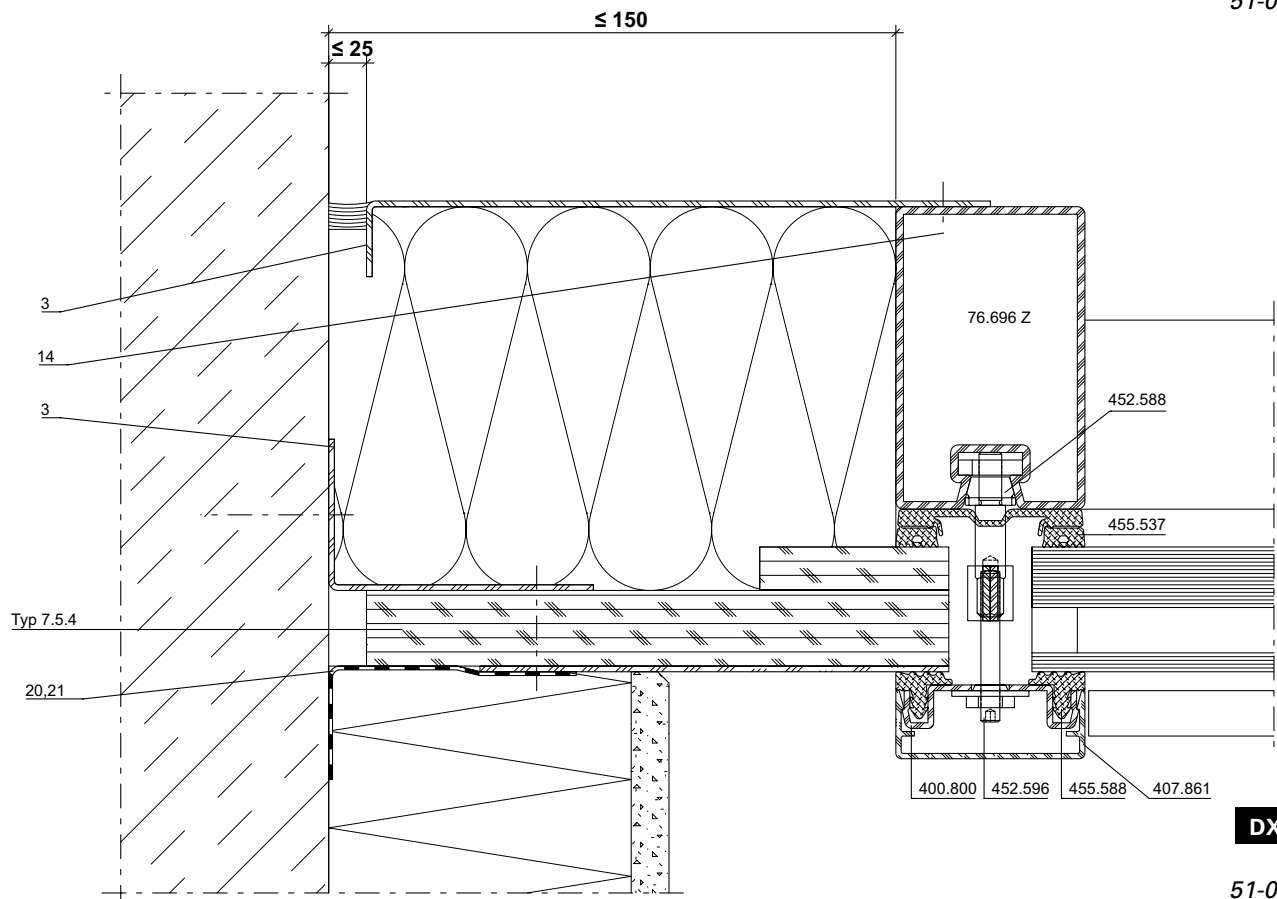
Raccordement au mur

Wall attachment



DXF DWG

51-0501-A-046



DXF DWG

51-0501-A-047

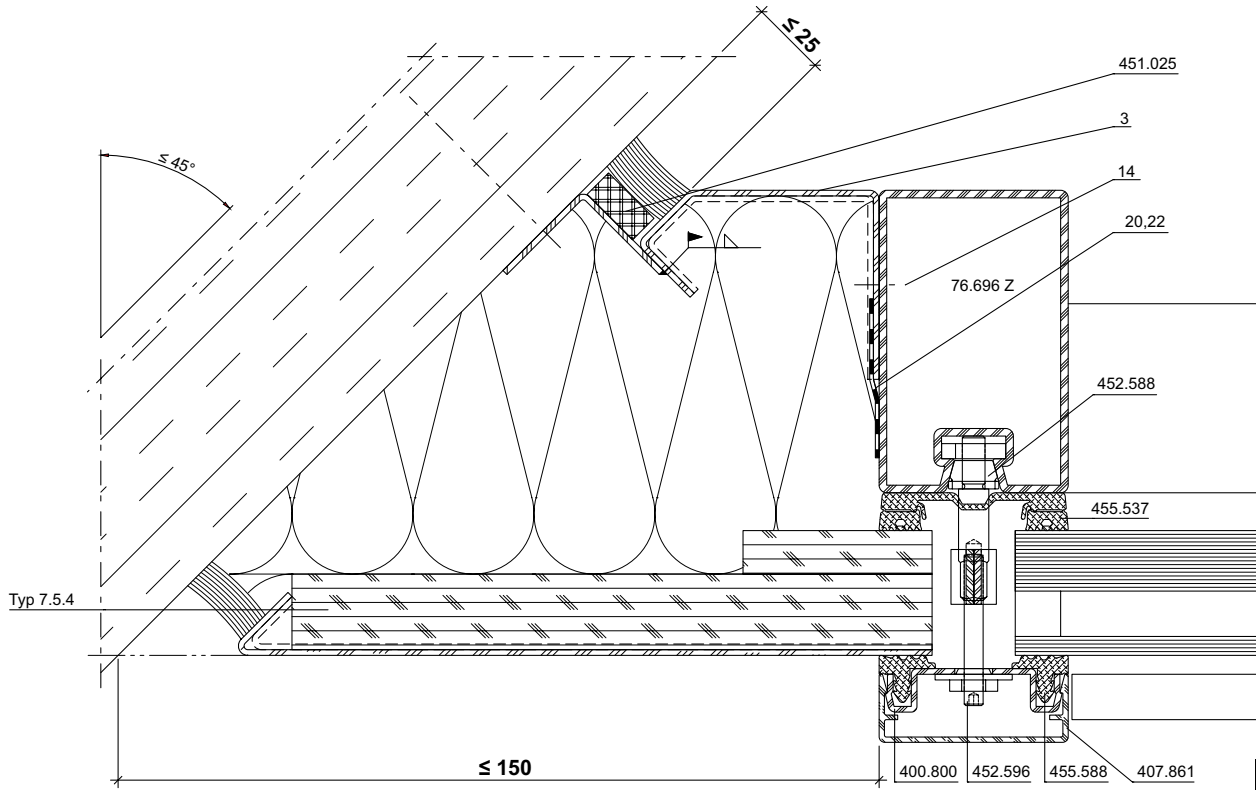
Anschlüsse am Bau im Massstab 1:2
Raccords au mur à l'échelle 1:2
Attachment to structure on scale 1:2

VISS Fire EI30 Fassade/Trennwand
VISS Fire EI30 façade/cloison
VISS Fire EI30 façade/partition wall

Wandanschluss

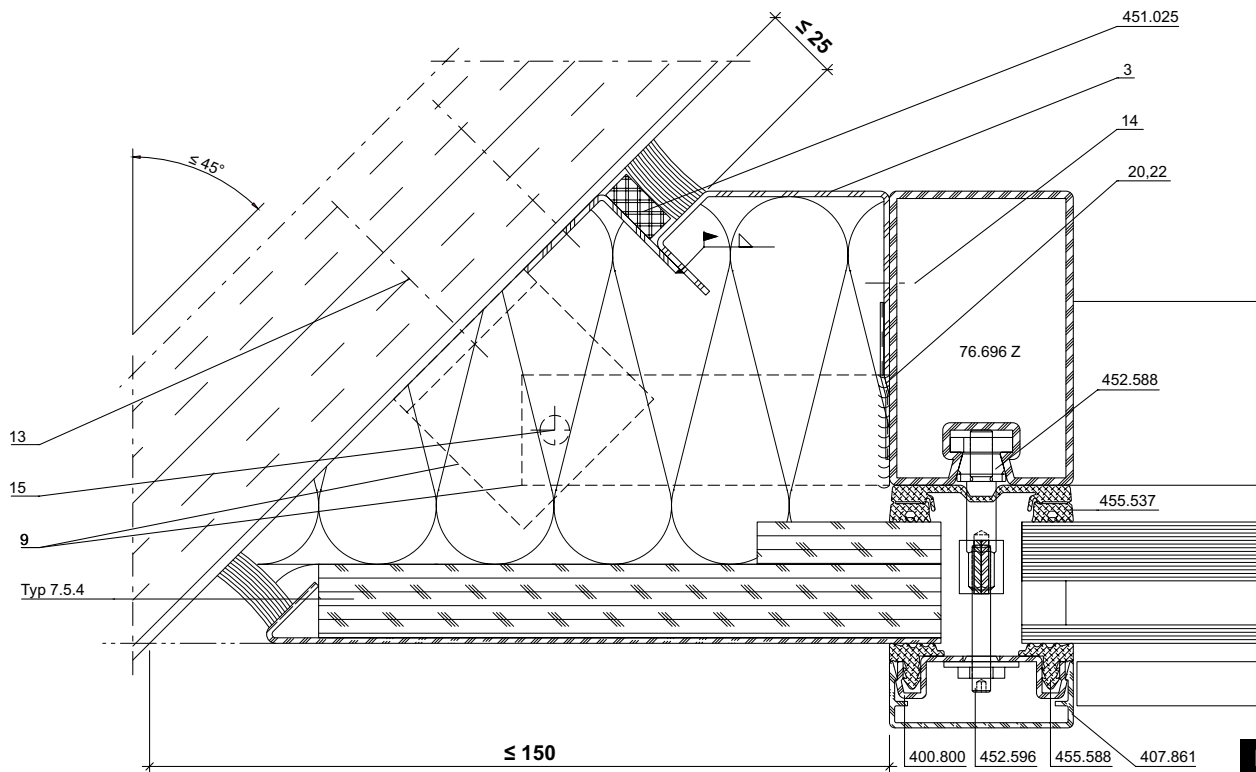
Raccordement au mur

Wall attachment



DXF DWG

51-0501-A-053



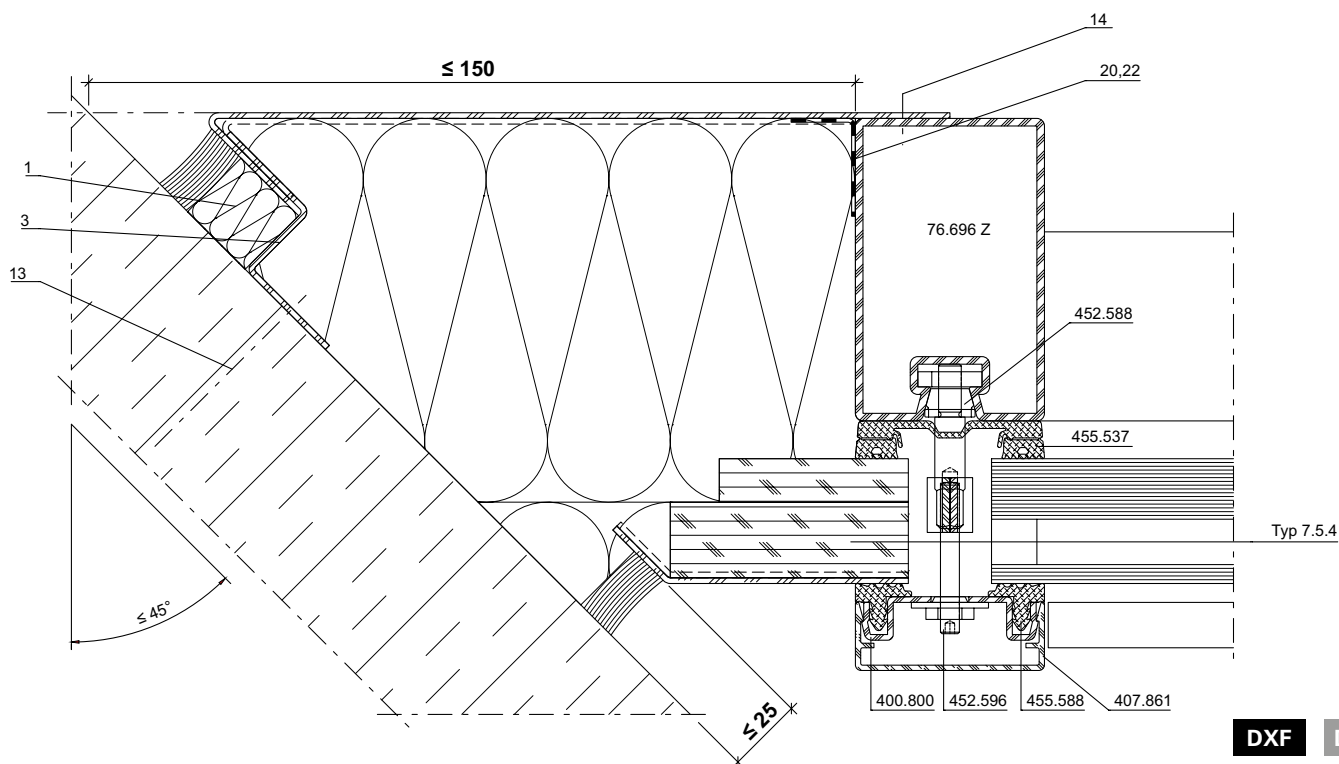
DXF DWG

51-0501-A-054

Wandanschluss

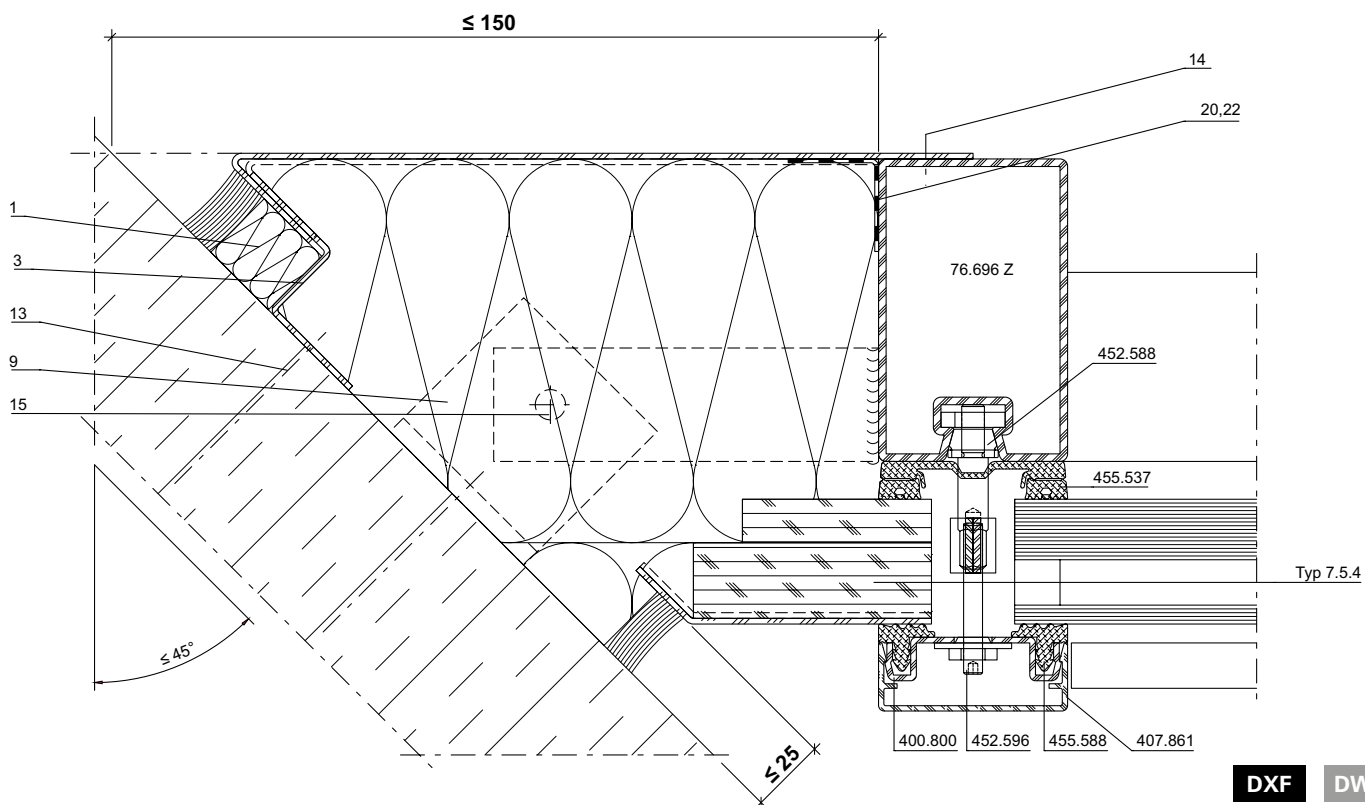
Raccordement au mur

Wall attachment



DXF DWG

51-0501-A-055



DXF DWG

51-0501-A-056

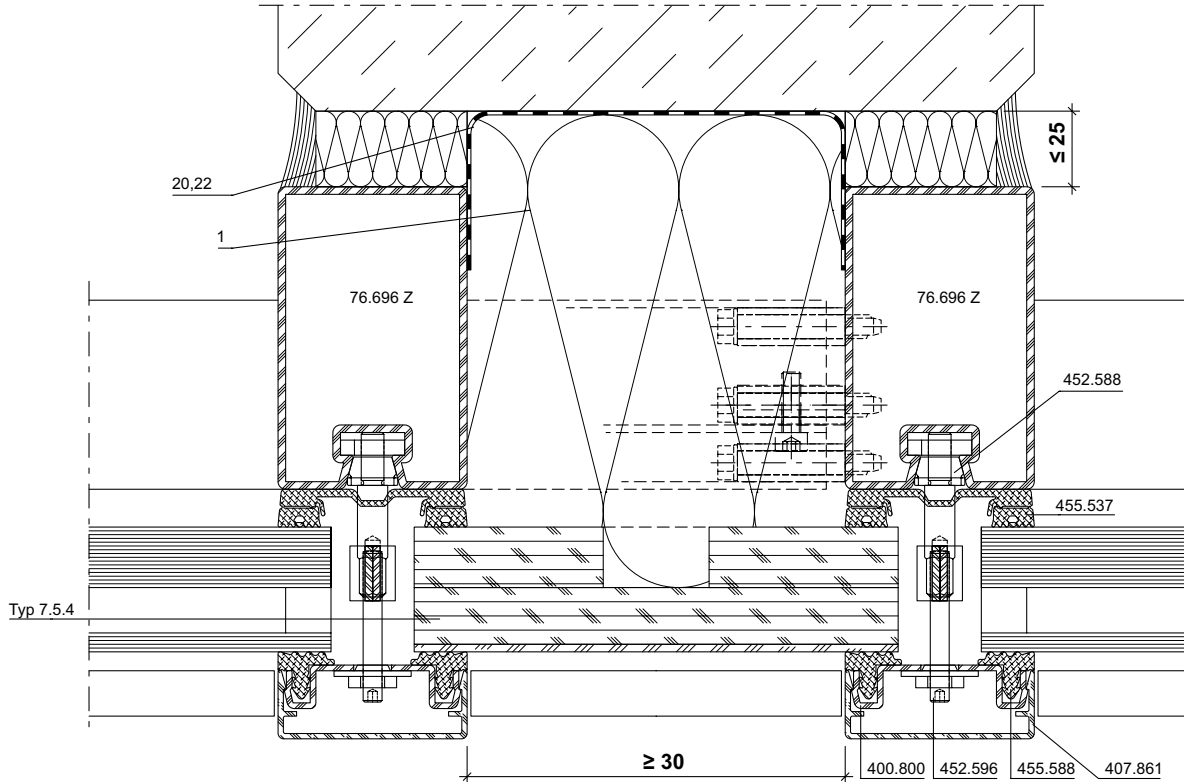
Anschlüsse am Bau im Massstab 1:2
Raccords au mur à l'échelle 1:2
Attachment to structure on scale 1:2

VISS Fire EI30 Fassade/Trennwand
VISS Fire EI30 façade/cloison
VISS Fire EI30 façade/partition wall

Wandanschluss vorge setzt

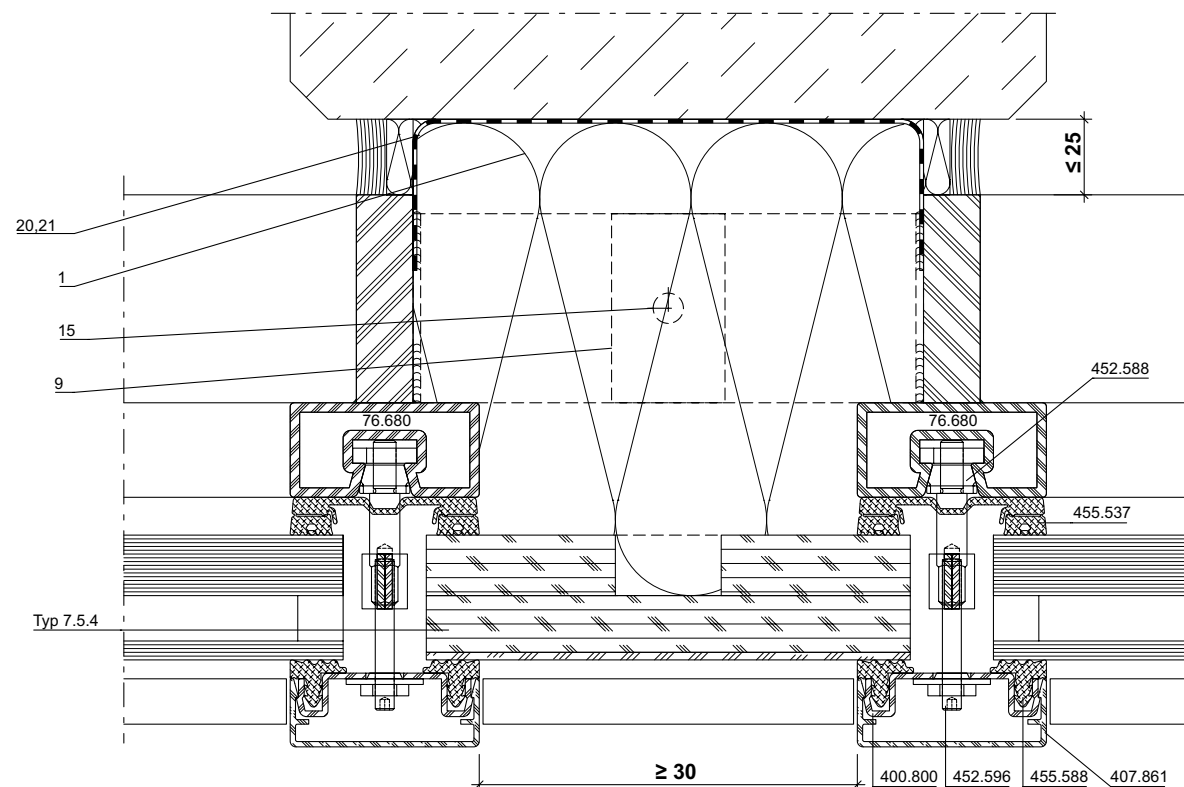
Raccordement au mur intermédiaire

Forward-mounted wall attachment



DXF DWG

51-0501-A-057



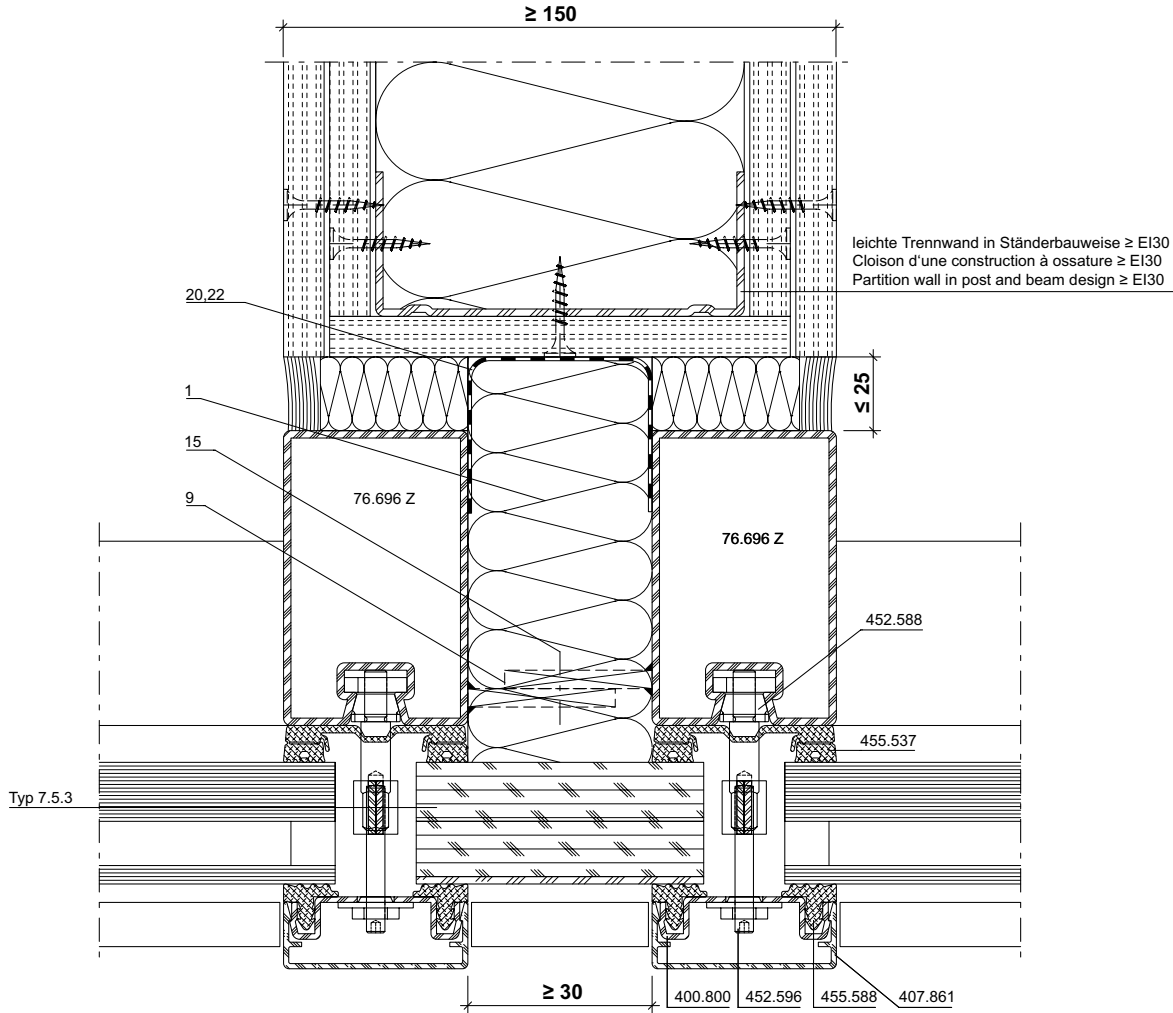
DXF DWG

51-0501-A-058

Wandanschluss vorge setzt

Raccordement au mur intermédiaire

Forward-mounted wall attachment



DXF DWG

51-0501-A-060

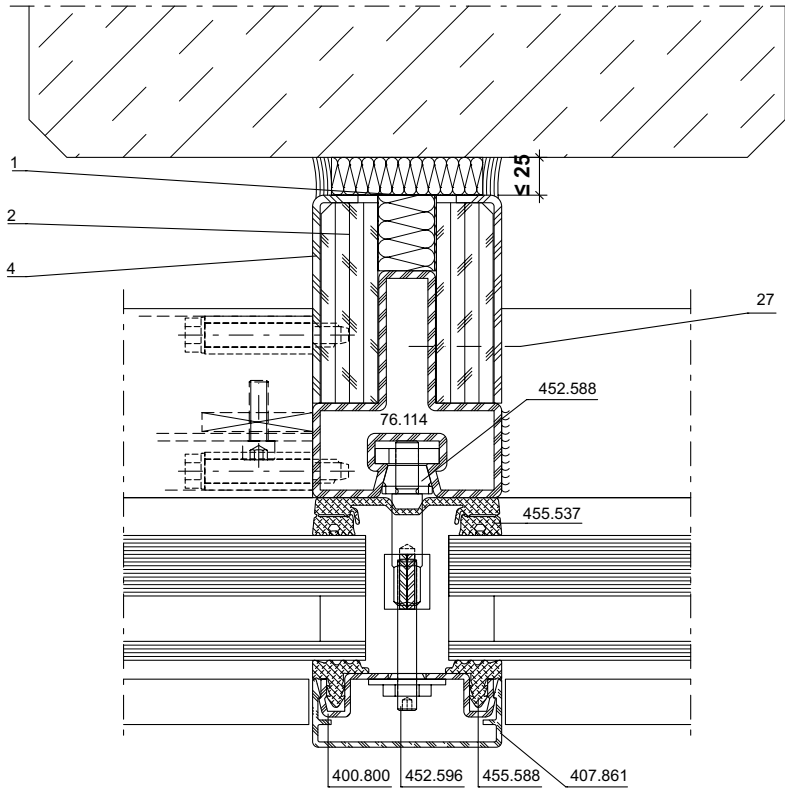
Anschlüsse am Bau im Massstab 1:2
Raccords au mur à l'échelle 1:2
Attachment to structure on scale 1:2

VISS Fire EI30 Fassade/Trennwand
VISS Fire EI30 façade/cloison
VISS Fire EI30 façade/partition wall

Wandanschluss vorgesetzt

Raccordement au mur intermédiaire

Forward-mounted wall attachment



DXF

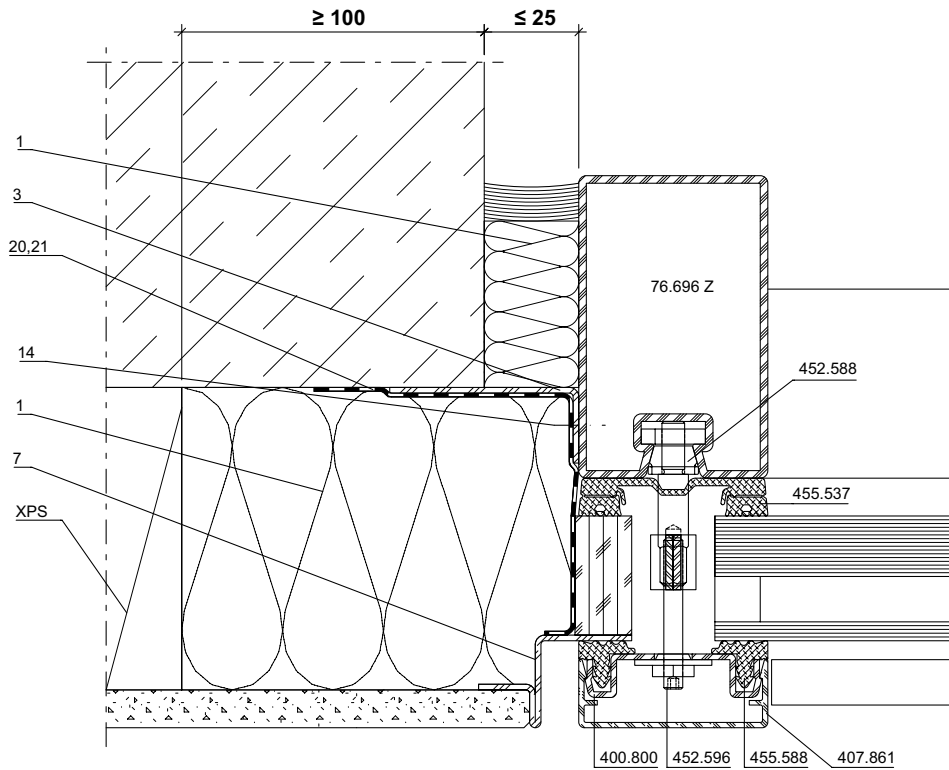
DWG

51-0501-A-061

Wandanschluss

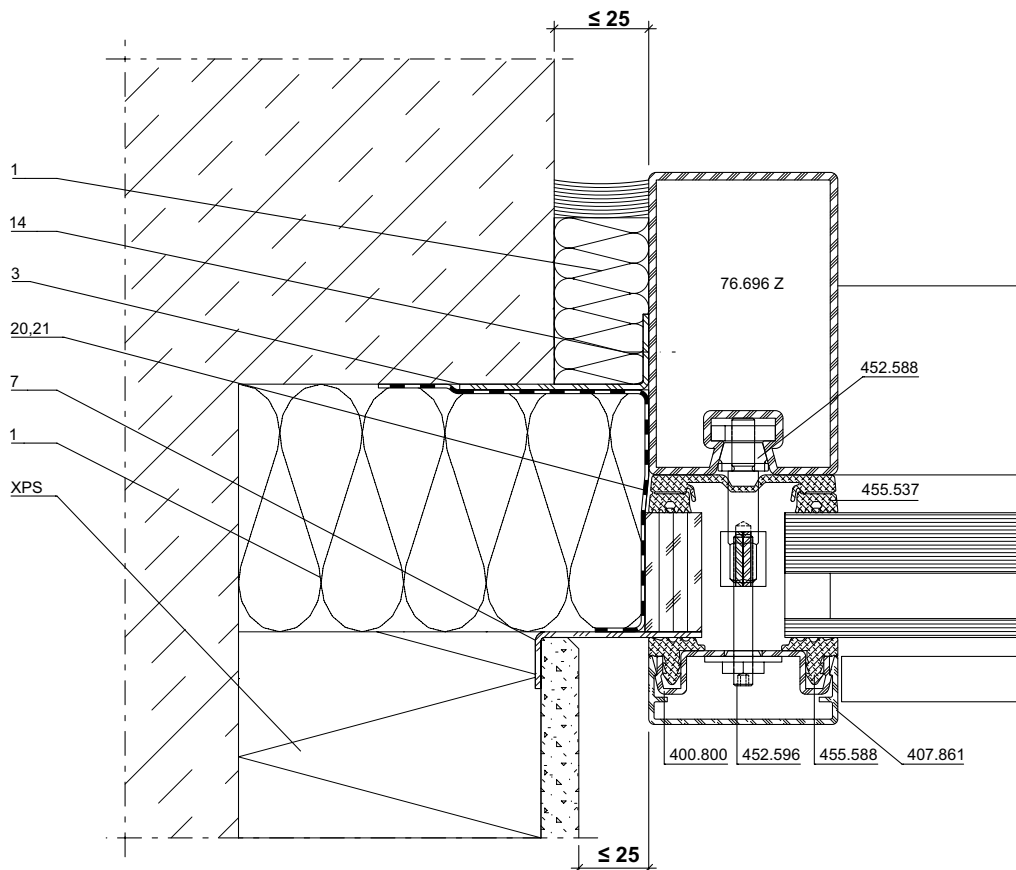
Raccordement au mur

Wall attachment



DXF DWG

51-0501-A-069



DXF DWG

51-0501-A-070

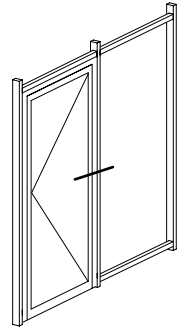
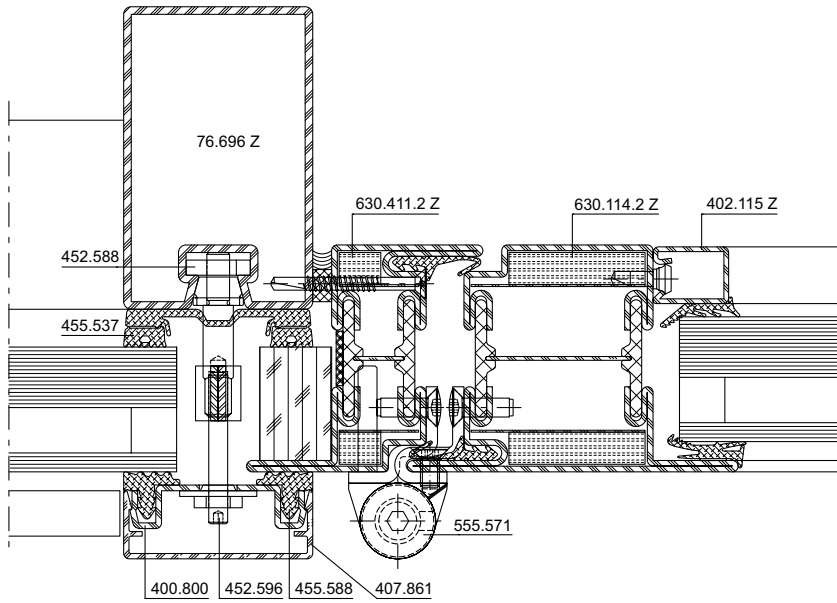
Konstruktionsdetails im Masstab 1:2
Détails de construction à l'échelle 1:2
Construction details on scale 1:2

VISS Fire EI30 Fassade/Trennwand
VISS Fire EI30 façade/cloison
VISS Fire EI30 façade/partition wall

Einsatzelement
Janisol 2 EI30 Türe

Élément de remplissage
Porte Janisol 2 EI30

Infill element
Janisol 2 EI30 door



DXF **DWG**

51-0501-K-022

Türeinbau und Abmessungen
siehe nationale Zulassungen
und Klassifizierungsbericht
13-003089-PR01.

Montage et dimensions de la porte,
voir les approbations nationales
et le rapport de classification
13-003089-PR01.

Door installations and dimensions,
see national approvals and
classification report 13-003089-PR01.

System-Hinweise

Remarques concernant les systèmes

System instructions

VISS Fire EI30 Fassade/Trennwand

VISS Fire EI30 façade/cloison

VISS Fire EI30 façade/partition wall

VISS 50 mm

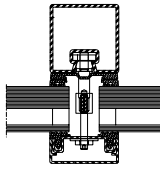
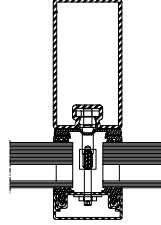
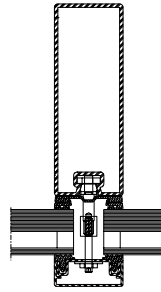
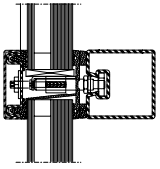
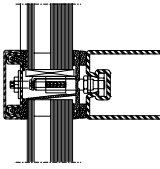
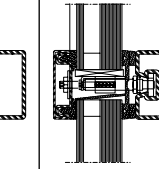
U_f-Werte nach EN 10077-2

VISS 50 mm

Valeurs U_f selon EN 10077-2

VISS 50 mm

U_f values according to 10077-2

						
Glas Verre Glass	Pfosten 50/50 Montant 50/50 Mullion 50/50	Pfosten 50/95 Montant 50/95 Mullion 50/95	Pfosten 50/140 Montant 50/140 Mullion 50/140	Riegel 50/50 Traverse 50/50 Transom 50/50	Riegel 50/95 Traverse 50/95 Transom 50/95	Riegel 50/140 Traverse 50/140 Transom 50/140
20 mm	1,7 W/m ² K	1,8 W/m ² K	1,8 W/m ² K	1,5 W/m ² K	1,6 W/m ² K	1,6 W/m ² K
30 mm	1,6 W/m ² K	1,6 W/m ² K	1,6 W/m ² K	1,4 W/m ² K	1,4 W/m ² K	1,4 W/m ² K
40 mm	1,5 W/m ² K	1,5 W/m ² K	1,5 W/m ² K	1,3 W/m ² K	1,3 W/m ² K	1,3 W/m ² K
50 mm	1,4 W/m ² K	1,4 W/m ² K	1,5 W/m ² K	1,2 W/m ² K	1,2 W/m ² K	1,2 W/m ² K
60 mm	1,4 W/m ² K	1,4 W/m ² K	1,4 W/m ² K	1,1 W/m ² K	1,2 W/m ² K	1,2 W/m ² K
70 mm	1,3 W/m ² K	1,3 W/m ² K	1,4 W/m ² K	1,1 W/m ² K	1,1 W/m ² K	1,1 W/m ² K

Der Einfluss der Schraubenbefestigung in Höhe von 0.14 W/m²K ist berücksichtigt.

L'influence de la fixation à vis de 0.14 W/m²K est prise en compte.

The 0.14 W/m²K influence of the screw fixing is taken into account.

System-Hinweise

Remarques concernant les systèmes

System instructions

VISS Fire EI30 Fassade/Trennwand

VISS Fire EI30 façade/cloison

VISS Fire EI30 façade/partition wall

VISS 60 mm

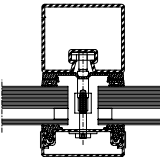
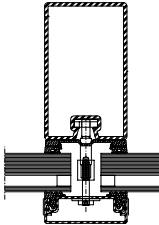
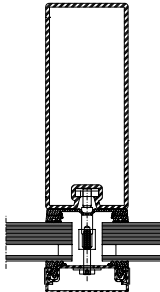
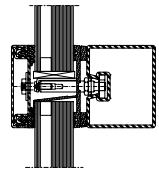
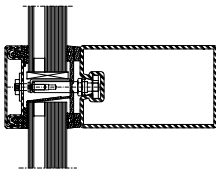
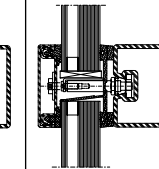
U_f-Werte nach EN 10077-2

VISS 60 mm

Valeurs U_f selon EN 10077-2

VISS 60 mm

U_f values according to 10077-2

						
Glas	Pfosten 60/50	Pfosten 60/100	Pfosten 60/150	Riegel 60/50	Riegel 60/100	Riegel 60/150
Verre	Montant 60/50	Montant 60/100	Montant 60/150	Traverse 60/50	Traverse 60/100	Traverse 60/150
Glass	Mullion 60/50	Mullion 60/100	Mullion 60/150	Transom 60/50	Transom 60/100	Transom 60/150
20 mm	1,6 W/m²K	1,7 W/m²K	1,7 W/m²K	1,4 W/m²K	1,5 W/m²K	1,5 W/m²K
30 mm	1,5 W/m²K	1,5 W/m²K	1,5 W/m²K	1,3 W/m²K	1,3 W/m²K	1,3 W/m²K
40 mm	1,3 W/m²K	1,4 W/m²K	1,4 W/m²K	1,1 W/m²K	1,2 W/m²K	1,2 W/m²K
50 mm	1,2 W/m²K	1,3 W/m²K	1,3 W/m²K	1,1 W/m²K	1,1 W/m²K	1,1 W/m²K
60 mm	1,2 W/m²K	1,2 W/m²K	1,2 W/m²K	1,0 W/m²K	1,0 W/m²K	1,0 W/m²K
70 mm	1,1 W/m²K	1,2 W/m²K	1,2 W/m²K	0,96 W/m²K	0,97 W/m²K	0,98 W/m²K

Der Einfluss der Schraubenbefestigung in Höhe von 0.14 W/m²K ist berücksichtigt.

L'influence de la fixation à vis de 0.14 W/m²K est prise en compte.

The 0.14 W/m²K influence of the screw fixing is taken into account.

Inhaltsverzeichnis
Sommaire
Content

VISS Fire
VISS Fire
VISS Fire

Systemübersicht

Merkmale
Zulassungen
Typenübersicht

Sommaire du système

Caractéristiques
Homologations
Sommaire des types

Summary of system

Characteristics
Authorisations
Summary of types

70

Profilsortiment

Profile
Deckprofile

Assortiment de profilé

Profilés
Profilés de recouvrement

Range of profiles

Profiles
Cover sections

75

Konstruktions-Hinweise

Schnittpunkte
Konstruktionsdetails
Anschlüsse am Bau

Consignes de construction

Coupes de détails
Détails de construction
Raccordement au mur

Construction instructions

Section details
Construction details
Attachment to structure

78

Merkmale
Caractéristiques
Characteristics

VISS Fire
VISS Fire
VISS Fire

VISS Fire

Wärmegeämmte, auf dem System der Trockenverglasung basierende Pfosten-Riegelkonstruktion für Brandschutz-Fassaden.

Anwendung:
E30
EI30 / EI60 / EI90

VISS Fire

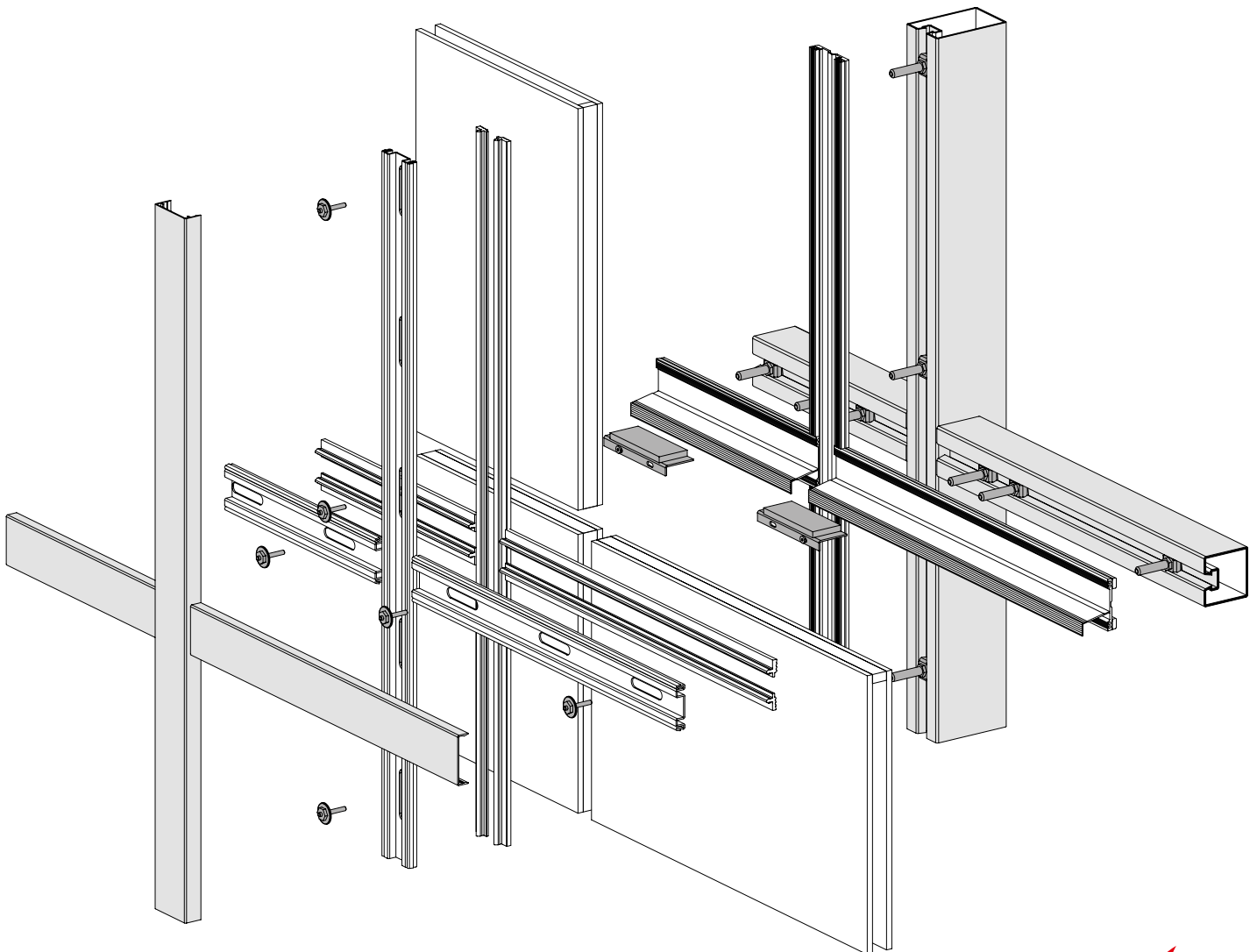
Construction à montants et traverses à rupture de pont thermique basée sur le système de vitrage à sec pour façades de protection incendie.

Application:
E30
EI30 / EI60 / EI90

VISS Fire

Fully insulated curtain walling system, suitable for fire protection façades, using mullions and transoms and based on the dry glazing system.

Application:
E30
EI30 / EI60 / EI90



VISS Fire

VISS Fire

VISS Fire

**Produktnorm Vorhangfassade
EN 13830**

Luftdurchlässigkeit (EN 12152) AE
Schlagregendichtheit (EN 12154) RE 1200
Widerstandsfähigkeit bei Windlast
(EN 13116)
zulässige Last 2000 Pa
erhöhte Last 3000 Pa
Stoßfestigkeit (EN 14019) I5/E5

Prüfbericht 108 28793,
Gutachten 155 28793 und
Klassifizierungsbericht 100 28793,
ift DE-Rosenheim

Luftschalldämmung

nach EN ISO 140-3 (1993) und ISO/DIS
717-1 (1993), DIN 52210:

$R_w = 42$ dB (bei Füllelementwert
mind. $R_w = 42$ dB)

Gutachtliche Stellungnahme vom
13.9.1996 der EMPA, Dübendorf/CH

**Norme de produit façade rideau
EN 13830**

Perméabilité à l'air (EN 12152) AE
Étanchéité à la pluie battante (EN 12154)
RE 1200
Résistance à la charge du vent (EN 13116)
Charge admissible 2000 pa
Charge élevée 3000 Pa
Résistance aux chocs (EN 14019) I5/E5

Rapport d'essai 108 28793,
expertise 155 28793 et rapport de
classification 100 28793,
ift DE-Rosenheim

**Isolément contre les sons aériens
selon EN ISO 140-3 (1993) et
ISO/DIS 717-1 (1993), DIN 52210:**

$R_w = 42$ dB (avec valeur du
remplissage min. $R_w = 42$ dB)

Expertise de l'EMPA Dübendorf/CH
du 13.9.1996

**Product approval curtain walls
EN 13830**

Air permeability (EN 12152) AE
Resistance to driving rain (EN 12154)
RE 1200
Resistance to wind loads (EN 13116)
Permissible load 2000 Pa
Increased load 3000 Pa
Impact streng (EN 14019) I5/E5

Test report 108 28793,
appraisal report 155 28793 and
classification report 100 28793
ift DE-Rosenheim

**Insulation against airborne noise
according to EN ISO 140-3 (1993)
and ISO/DIS 717-1 (1993), DIN 52210:**

$R_w = 42$ dB (with glass/infill panel min.
 $R_w = 42$ dB)

Expertise dated 13.9.1996 by
EMPA Dübendorf/CH

VISS Fire
Brandschutzverglasung Klasse E

VISS Fire
Vitrage pare-flammes Classe E

VISS Fire
Fire protection glazing Class E

DE: G30

Z-19-14-590
Z-19.14-1214

G60

Z-19.14-1216

DIN 18008-4

Technische Regeln für die
Verwendung von absturzsichernden
Verglasungen

Prüfbescheid

J-10-02-1 „a“ Fassade
Kategorie A (900 mm)

Klemmverbindung

AbZ Z-14.4-465 (Brandschutzanker)

Pfosten-Riegel-Verbindung

AbZ Z-14.4-467 (T-Verbinder)

DE: G30

Z-19-14-590
Z-19.14-1214

G60

Z-19.14-1216

DIN 18008-4

Règlement technique pour la
sécurité anti-chute des vitrages

Prüfbescheid

J-10-02-1 „a“ Fassade
Kategorie A (900 mm)

Jonction par serrage

AbZ Z-14.4-465 (boulon d'ancrage
anti-incendie)

Jonction montant-traverse

AbZ Z-14.4-467 (Raccord en T)

DE: G30

Z-19-14-590
Z-19.14-1214

G60

Z-19.14-1216

DIN 18008-4

The technical regulations for
protecting glazing against
falling out

Prüfbescheid

J-10-02-1 „a“ Fassade
Kategorie A (900 mm)

Clamp connection

AbZ Z-14.4-465 (fire-proof anchor)

Mullion-transom connection

AbZ Z-14.4-467 (Connecting spigot)

A: E30 / EW30

E60 / EW60

E90 / EW90

Klassifizierungsbericht
Nr. 100 308 27-4 IBS Linz

A: E30 / EW30

E60 / EW60

E90 / EW90

Klassifizierungsbericht
Nr. 100 308 27-4 IBS Linz

A: E30 / EW30

E60 / EW60

E90 / EW90

Klassifizierungsbericht
Nr. 100 308 27-4 IBS Linz

GB: Integrity 1/2 h, 1 h, 1 1/2 h, 2 h

BS 476:Part 22:1987
CC 204234A, Rev. 3
BRE GB-Bucknalls Lane,
Harston, Watford, Herfordshire

GB: Integrity 1/2 h, 1 h, 1 1/2 h, 2 h

BS 476:Part 22:1987
CC 204234A, Rev. 3
BRE GB-Bucknalls Lane,
Harston, Watford, Herfordshire

GB: Integrity 1/2 h, 1 h, 1 1/2 h, 2 h

BS 476:Part 22:1987
CC 204234A, Rev. 3
BRE GB-Bucknalls Lane,
Harston, Watford, Herfordshire

Die landesspezifischen
Brandschutz-Zulassungen bzw.
deren Bestimmungen und
Vorschriften sind zu beachten.

Les certificats de protection
incendie spécifiques au pays,
leurs dispositions et leurs
prescriptions doivent être respectés.

Fire-protection approvals or
applicable national regulations
and determinations must be
observed.

Zulassungen/Prüfungen
Homologations/Essais
Authorisations/Tests

VISS Fire
VISS Fire
VISS Fire

VISS Fire
Brandschutzverglasung Klasse EI

VISS Fire
Vitrage coupe feu Classe EI

VISS Fire
Fire protection glazing Class EI

DE: F30

Z-19-14-1592

F90

Z-19.14-1730

DIN 18008-4

Technische Regeln für die
Verwendung von absturzsichernden
Verglasungen

Prüfbescheid

J-10-02-1 „a“ Fassade

Kategorie A (900 mm)

Klemmverbindung

AbZ Z-14.4-465 (Brandschutzanker)

Pfosten-Riegel-Verbindung

AbZ Z-14.4-467 (T-Verbinder)

DE: F30

Z-19-14-1592

F90

Z-19.14-1730

DIN 18008-4

Règlement technique pour la
sécurité anti-chute des vitrages

Prüfbescheid

J-10-02-1 „a“ Fassade

Kategorie A (900 mm)

Jonction par serrage

AbZ Z-14.4-465 (boulon d'ancrage
anti-incendie)

Jonction montant-traverse

AbZ Z-14.4-467 (Raccord en T)

DE: F30

Z-19-14-1592

F90

Z-19.14-1730

DIN 18008-4

The technical regulations for
protecting glazing against
falling out

Prüfbescheid

J-10-02-1 „a“ Fassade

Kategorie A (900 mm)

Clamp connection

AbZ Z-14.4-465 (fire-proof anchor)

Mullion-transom connection

AbZ Z-14.4-467 (Connecting spigot)

A: EI30 / EI60

Klassifizierungsbericht
Nr. 100 308 27-4 IBS Linz

A: EI30 / EI60

Klassifizierungsbericht
Nr. 100 308 27-4 IBS Linz

A: EI30 / EI60

Klassifizierungsbericht
Nr. 100 308 27-4 IBS Linz

GB: Integrity 1/2 h, 1 h, 1 1/2 h, 2 h

BS 476:Part 22:1987

CC 204234A, Rev. 3

BRE GB-Bucknalls Lane,

Harston, Watford, Herfordshire

GB: Integrity 1/2 h, 1 h, 1 1/2 h, 2 h

BS 476:Part 22:1987

CC 204234A, Rev. 3

BRE GB-Bucknalls Lane,

Harston, Watford, Herfordshire

GB: Integrity 1/2 h, 1 h, 1 1/2 h, 2 h

BS 476:Part 22:1987

CC 204234A, Rev. 3

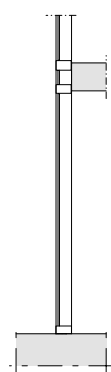
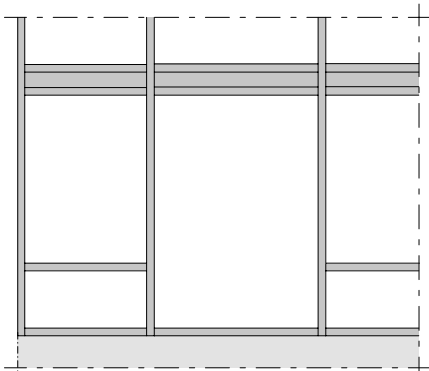
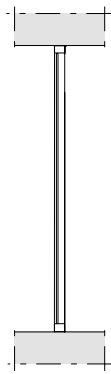
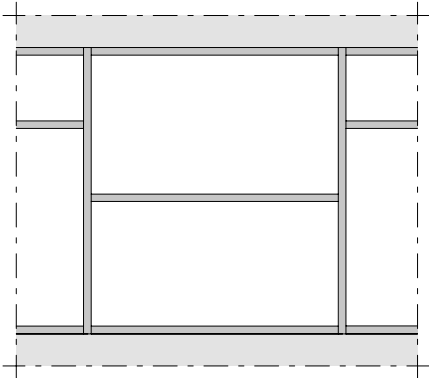

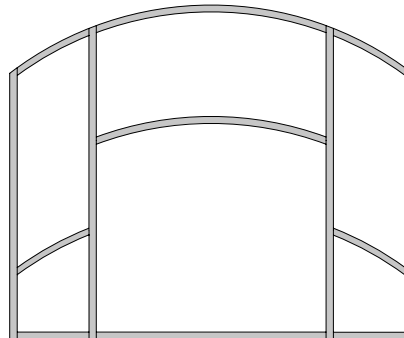
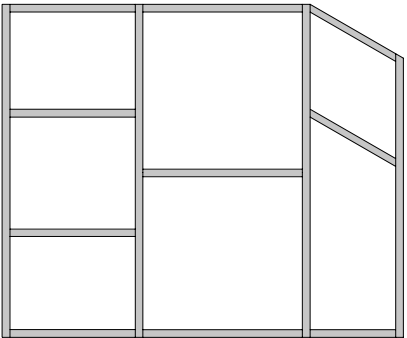
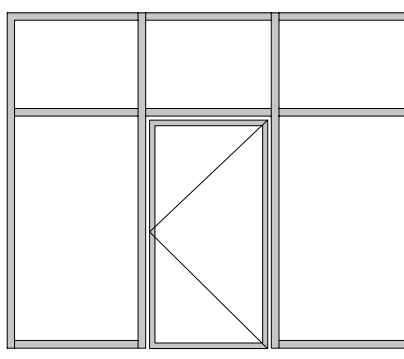

BRE GB-Bucknalls Lane,

Harston, Watford, Herfordshire

Die landesspezifischen
Brandschutz-Zulassungen bzw.
deren Bestimmungen und
Vorschriften sind zu beachten.

Les certificats de protection
incendie spécifiques au pays,
leurs dispositions et leurs
prescriptions doivent être respectés.

Fire-protection approvals or
applicable national regulations
and determinations must be
observed.



Profile 50 mm (Masstab 1:3)

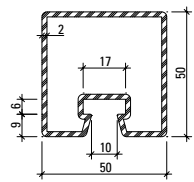
Profils 50 mm (échelle 1:3)

Profiles 50 mm (scale 1:3)

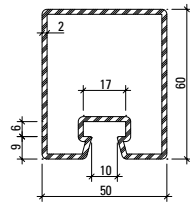
VISS Fire

VISS Fire

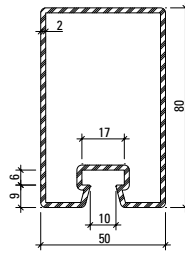
VISS Fire



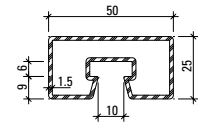
76.694
76.694 Z



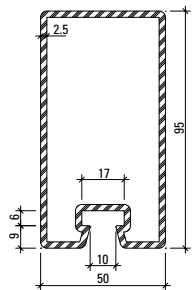
76.671
76.671 Z



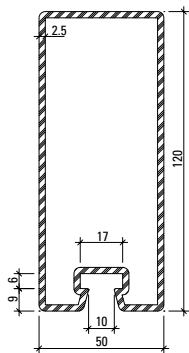
76.696
76.696 Z



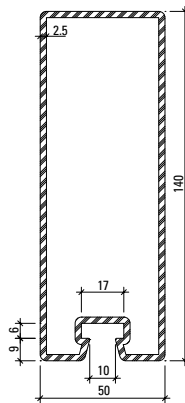
76.682 1,2
76.682 GV+GC



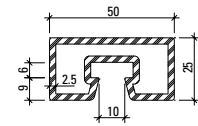
76.697
76.697 Z



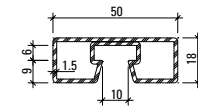
76.679
76.679 Z



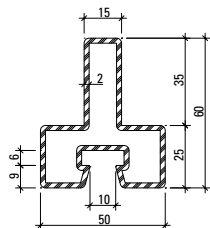
76.666
76.666 Z



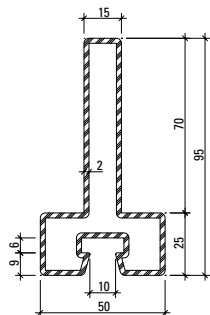
76.680 1,2
76.680 GV+GC



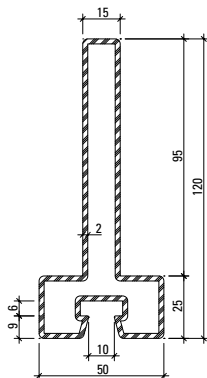
76.692 1,2
76.692 GV+GC



76.114
76.114 GV+GC



76.115
76.115 GV+GC



76.116
76.116 GV+GC

1 Nur zusammengesetzte Profile
Uniquement profilés assemblés
Only assembled profiles

2 Nur für Anschlüsse an Janisol
Uniquement pour raccords à Janisol
Only for attachments to Janisol

Profil-Nr.	G kg/m	F cm ²	I _x cm ⁴	W _x cm ³	I _y cm ⁴	W _y cm ³	U m ² /m	L mm
76.666	7,910	10,1	241,3	32,3	43,7	17,5	0,412	6500
76.671	3,860	4,9	23,3	7,2	17,3	6,9	0,260	6500
76.679	7,120	9,1	162,2	25,2	37,9	15,2	0,373	6500
76.680	3,390	4,3	3,2	2,4	11,1	4,4	0,182	6100
76.682	2,120	2,7	2,2	1,7	7,2	2,9	0,190	6000
76.692	1,900	2,5	0,9	1,0	5,9	2,4	0,176	6000
76.694	3,500	4,5	14,7	5,6	15,0	6,0	0,240	6500
76.696	4,450	5,7	47,6	11,1	21,9	8,8	0,300	6500
76.697	6,100	7,9	90,2	17,6	31,0	12,4	0,330	6500
76.114	3,820	4,9	15,4	4,1	9,8	3,9	0,251	6000
76.115	4,920	6,3	54,8	9,3	10,4	4,2	0,321	6000
76.116	5,710	7,3	105,0	14,3	10,8	4,3	0,371	6000

Deckprofile 50 mm (Masstab 1:3)

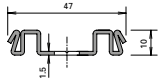
Profils de recouvrement 50 mm (échelle 1:3)

Cover sections 50 mm (scale 1:3)

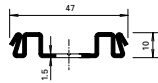
VISS Fire

VISS Fire

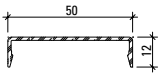
VISS Fire



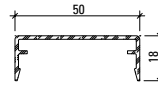
400.867



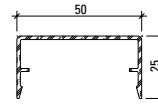
400.867 Z



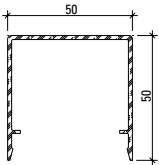
407.860




407.861



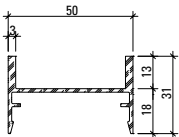
407.862



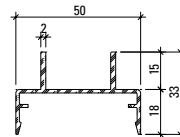
407.863



407.864



407.900



407.911

Werkstoff

Aluminium EN AW 6060 T66 roh, leicht eingeölt

Matériau

Aluminium EN AW 6060 T66 brut, légèrement huilé

Material

Aluminium EN AW 6060 T66 mill finish, slightly oiled

Profil-Nr.	G kg/m	U m ² /m	P m ² /m	L mm
407.860	0,266	0,147	0,072	6000
407.861	0,341	0,185	0,084	6000
407.862	0,394	0,213	0,098	6000

Profil-Nr.	G kg/m	U m ² /m	P m ² /m	L mm
407.863	0,660	0,313	0,148	6000
407.864	1,344	0,360	0,228	6000
407.900	0,556	0,240	0,138	6000
407.911	0,510	0,245	0,146	6000

Deckprofile 50 mm (Masstab 1:3)
Profils de recouvrement 50 mm (échelle 1:3)
Cover sections 50 mm (scale 1:3)

VISS Fire
 VISS Fire
 VISS Fire

**Edelstahl Deckprofile
 Pfosten**

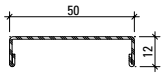
**Profils de recouvrement acier Inox
 Montant**

**Stainless steel cover sections
 Mullion**

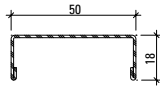
Werkstoff 1.4301 (AISI 304)
 geschliffen, Korn 220/240,
 mit Schutzfolie

Qualité 1.4301 (AISI 304)
 brossé, grain 220/240,
 avec feuille de protection

Material 1.4301 (AISI 304)
 polished, grain 220/240,
 with protective film



400.860



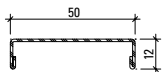
400.861



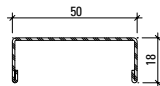
Werkstoff 1.4401 (AISI 316)
 geschliffen, Korn 220/240,
 mit Schutzfolie

Qualité 1.4401 (AISI 316)
 brossé, grain 220/240,
 avec feuille de protection

Material 1.4401 (AISI 316)
 polished, grain 220/240,
 with protective film



400.862



400.863



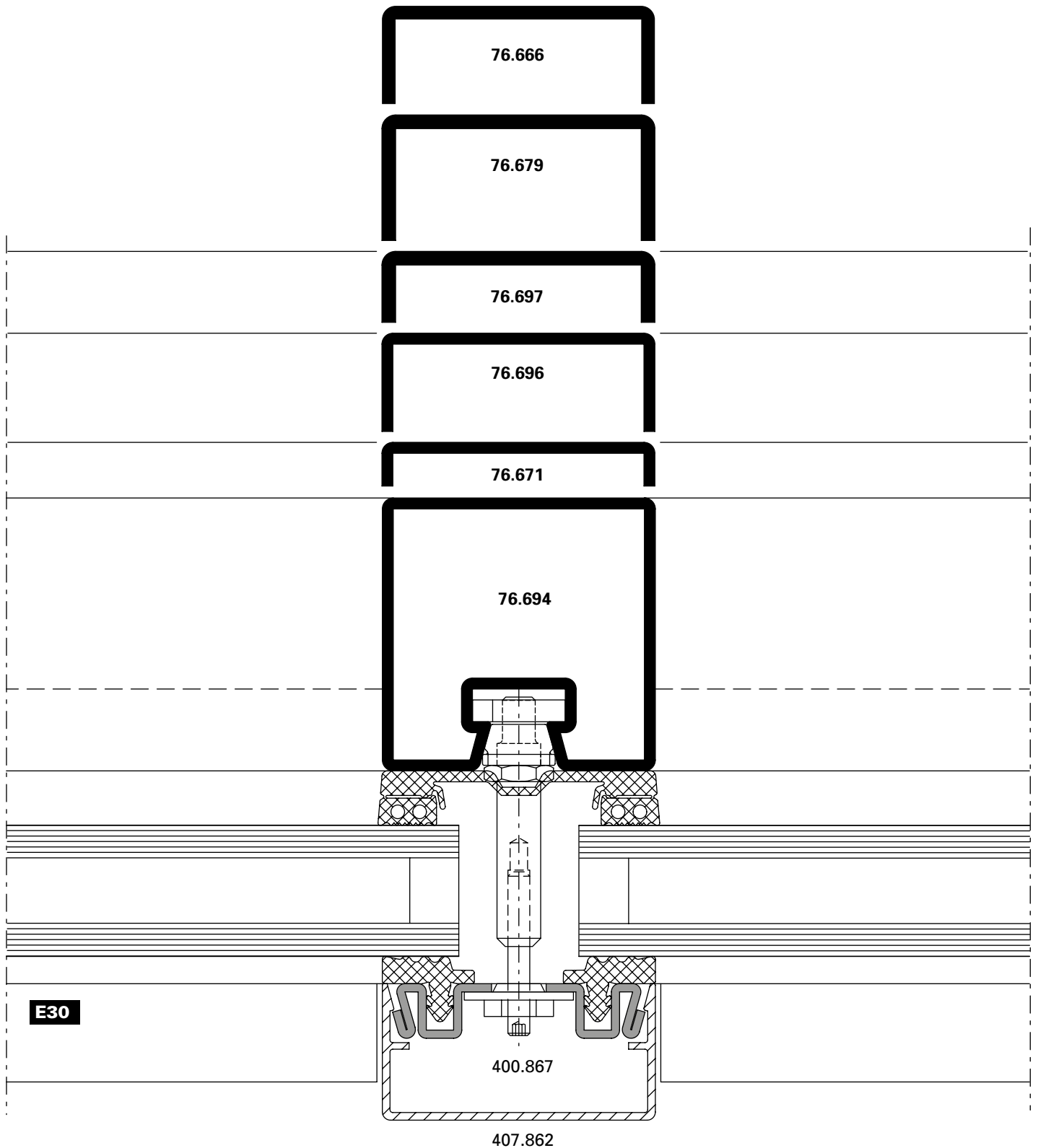
Profil-Nr.	G kg/m	L mm
400.860	0,644	6000
400.861	0,734	6000

Profil-Nr.	G kg/m	L mm
400.862	0,652	6000
400.863	0,744	6000

Pfosten-Detail

Détail du montant

Detail of mullion

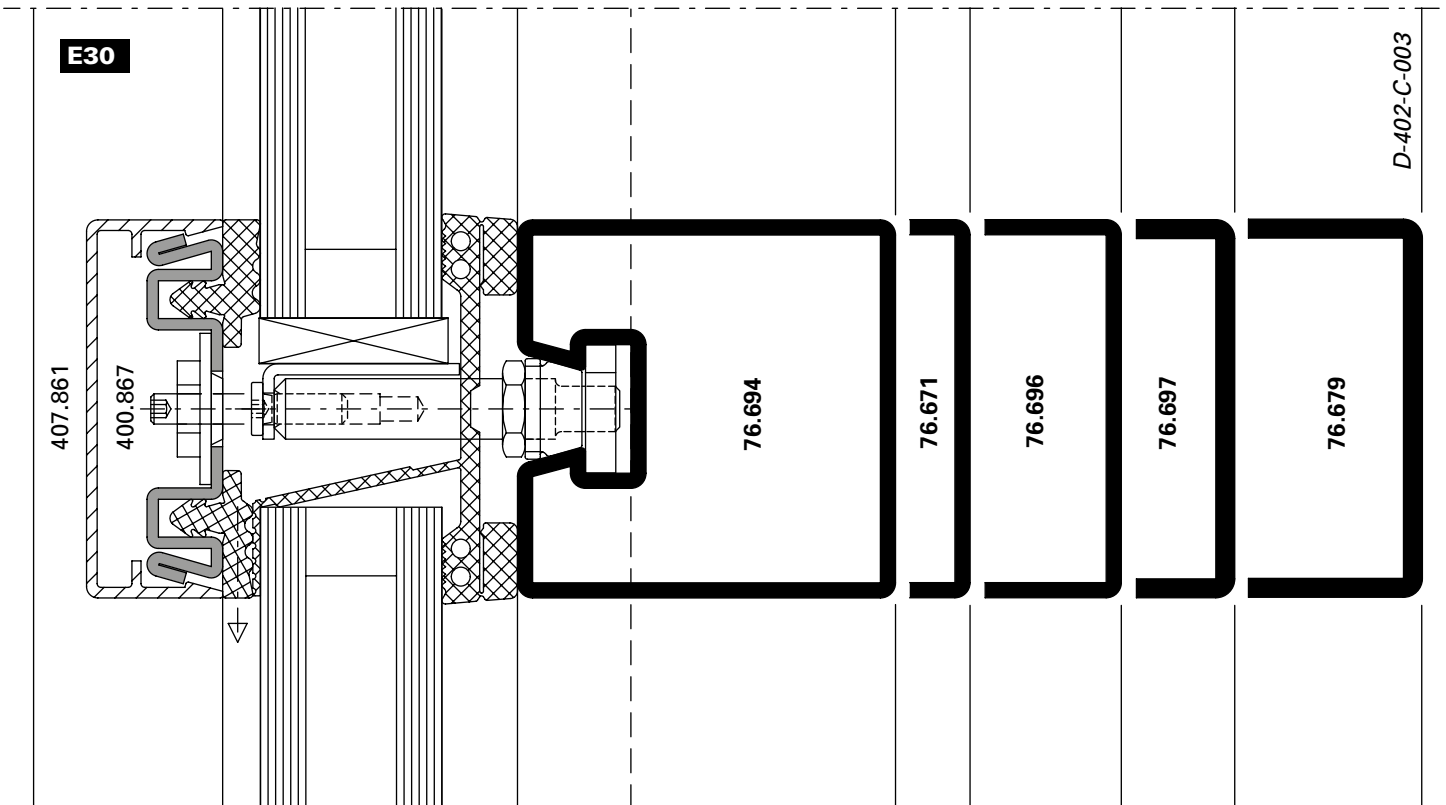
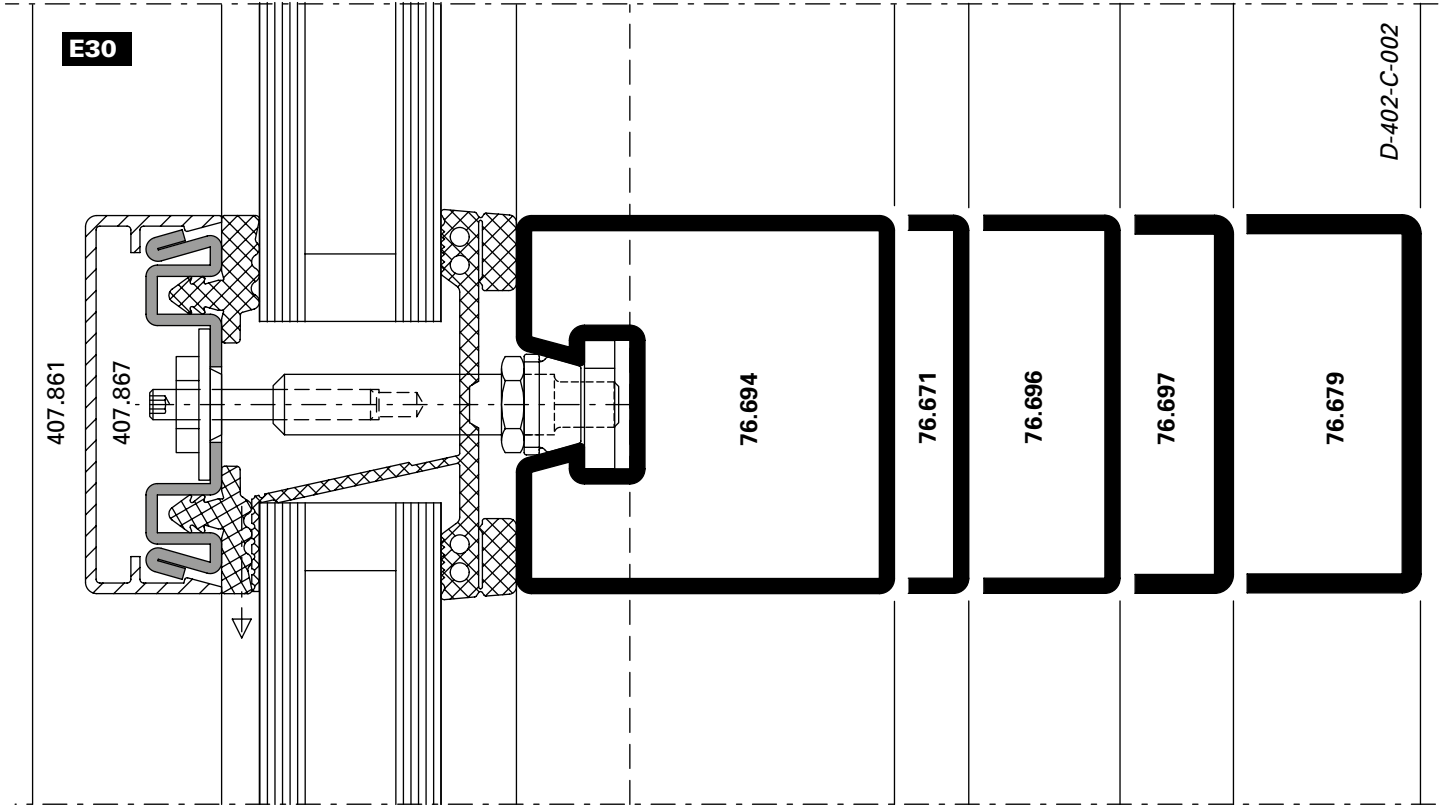


D-402-C-001

Riegel-Detail

Détail de la traverse

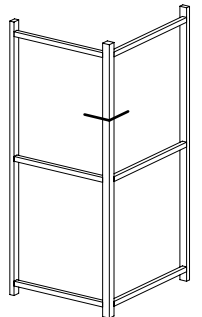
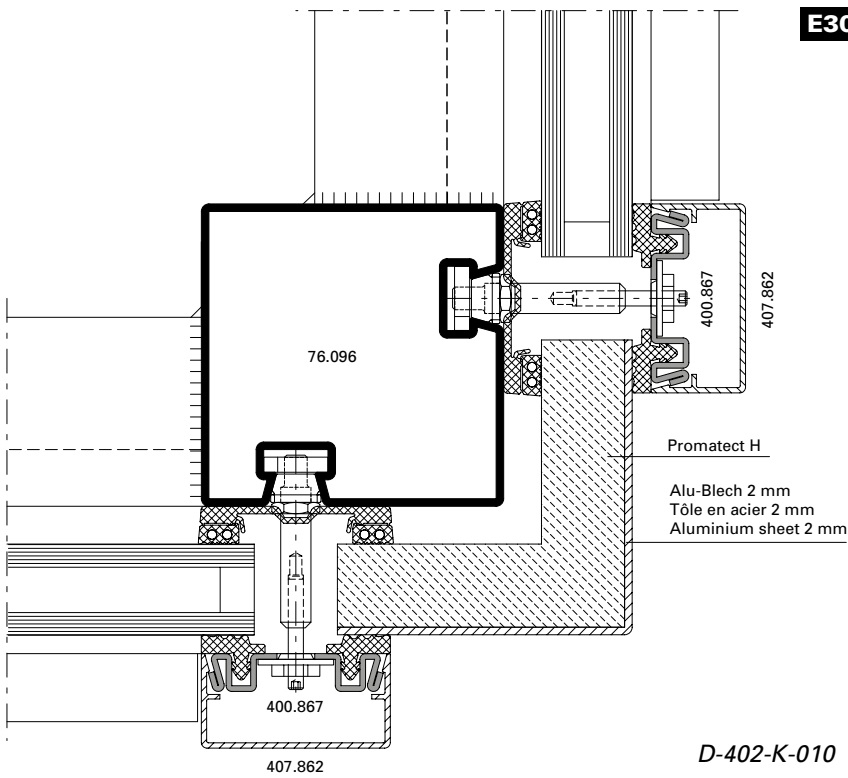
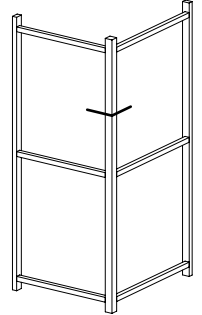
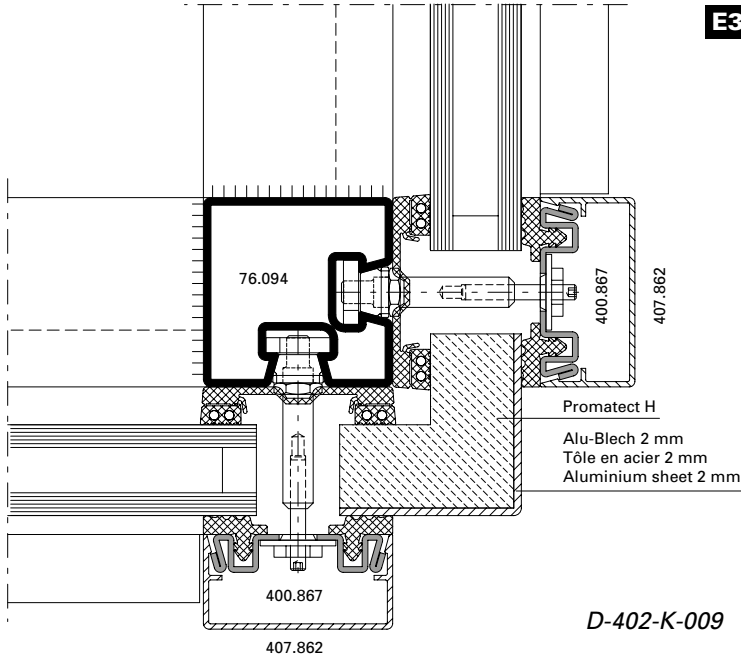
Detail of transom



Eckausbildung 90°

Formation d'angle 90°

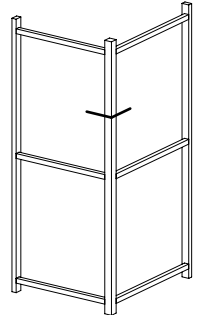
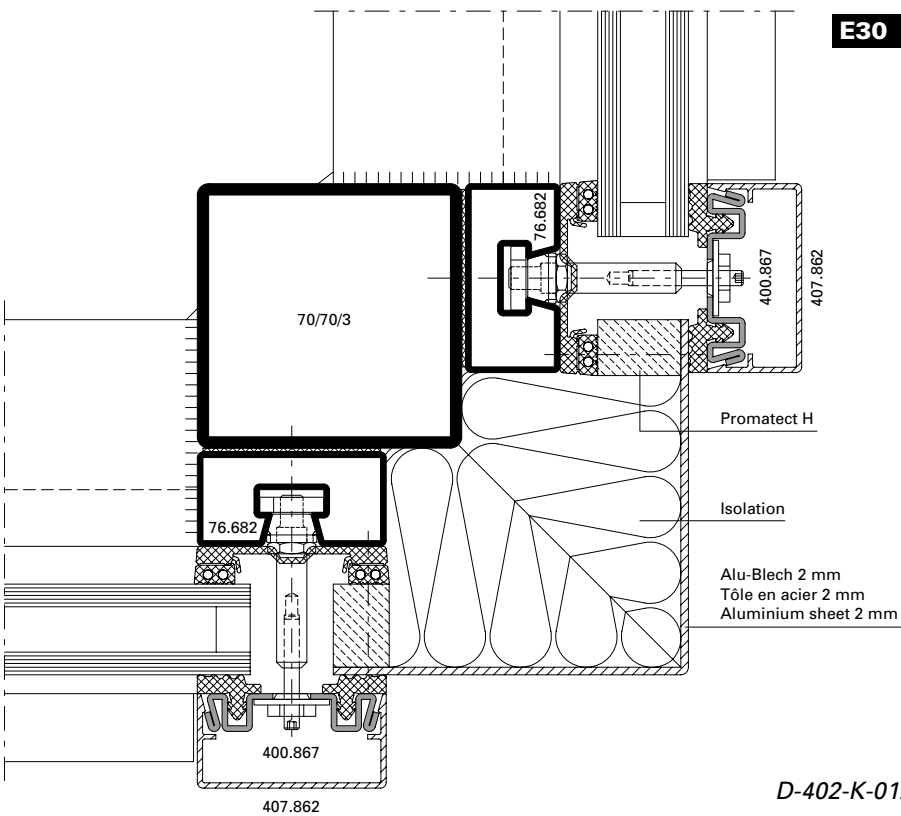
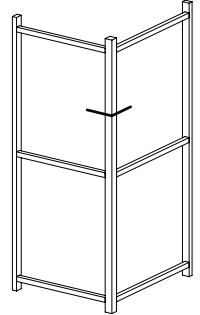
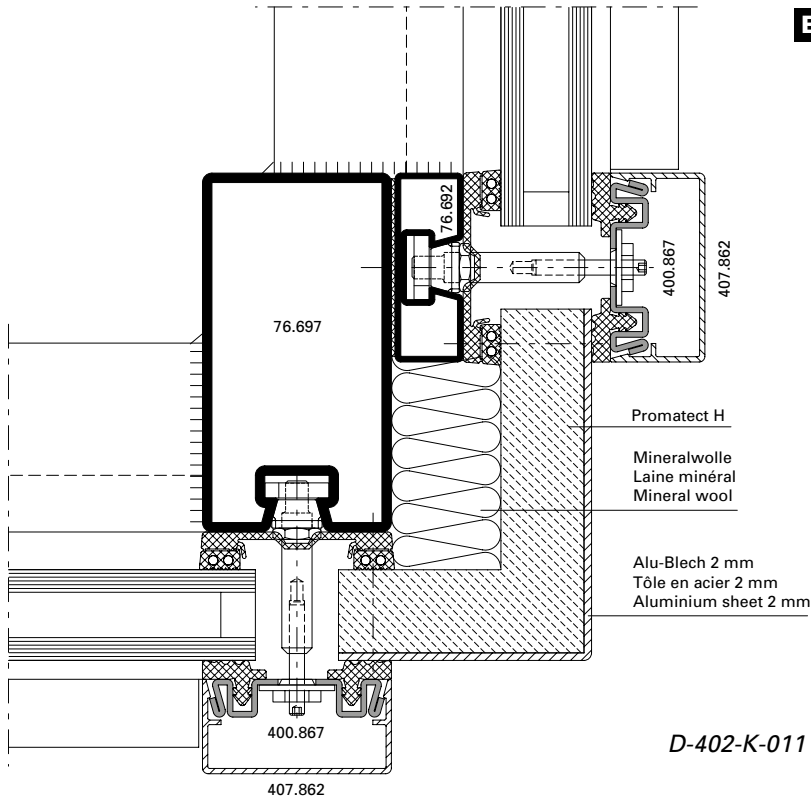
90° corner construction



Eckausbildung 90°

Formation d'angle 90°

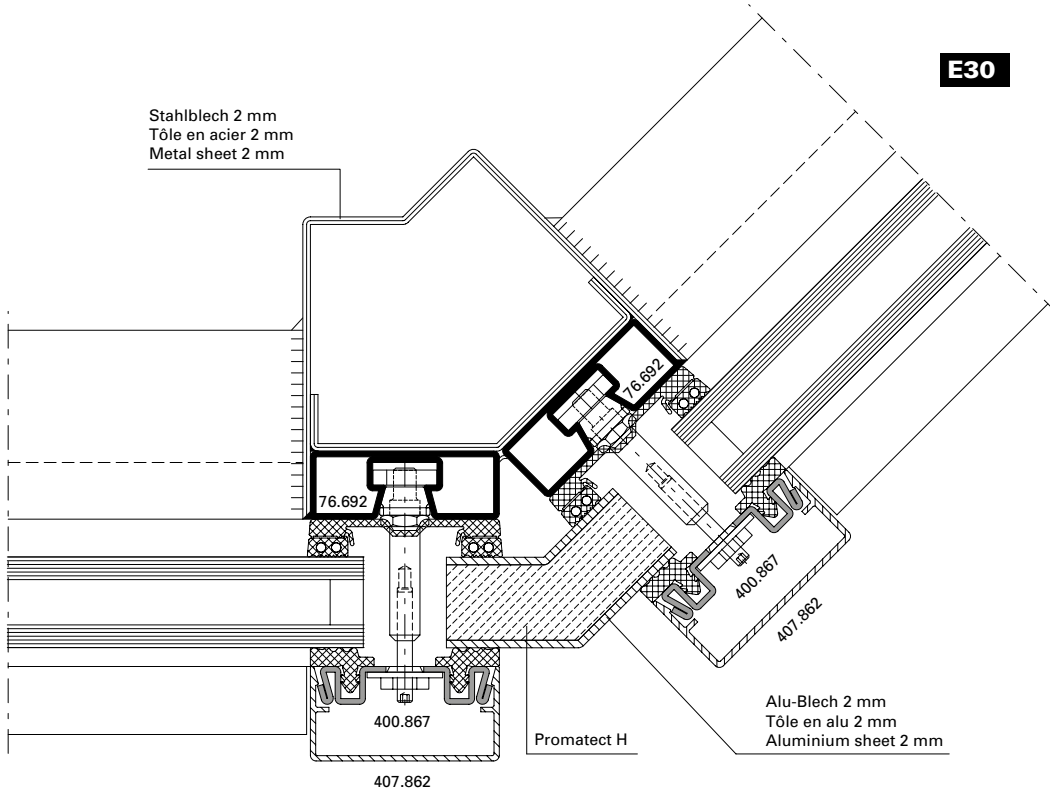
90° corner construction



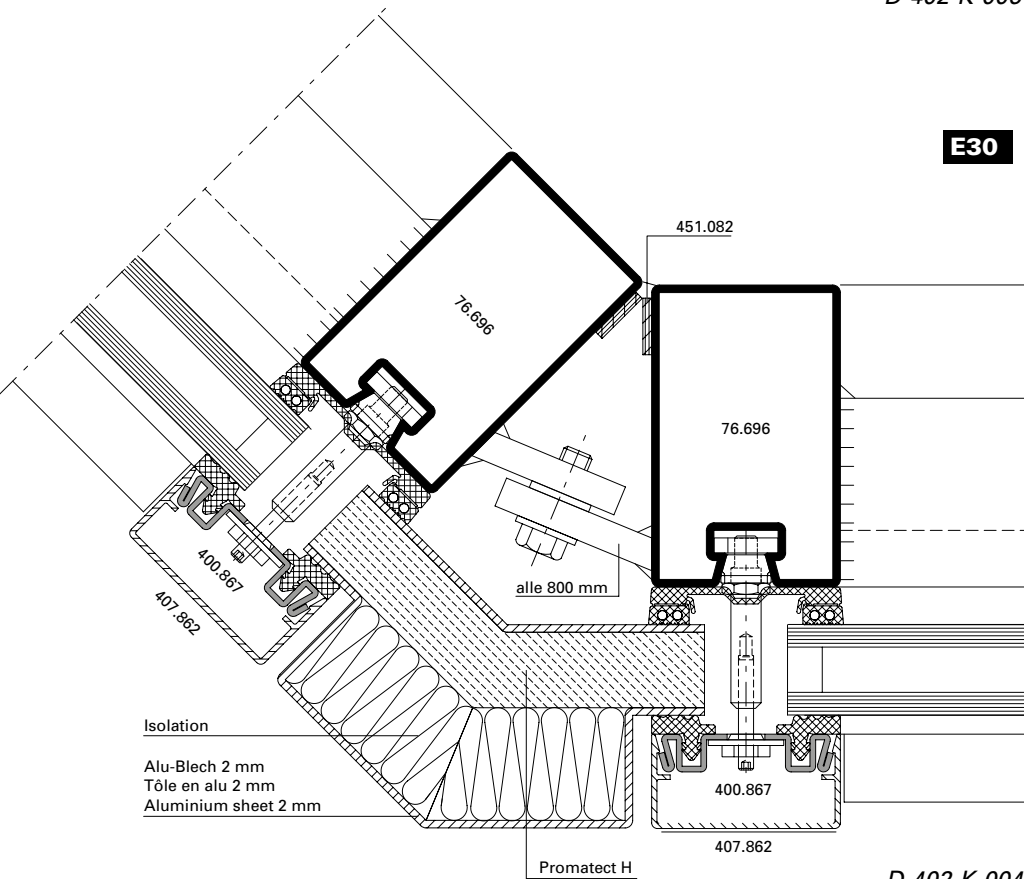
Aussenecke 135°

Angle extérieur 135°

Outer corner 135°



D-402-K-006

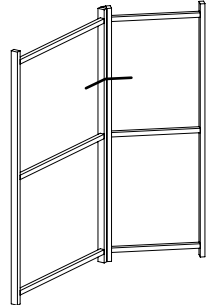
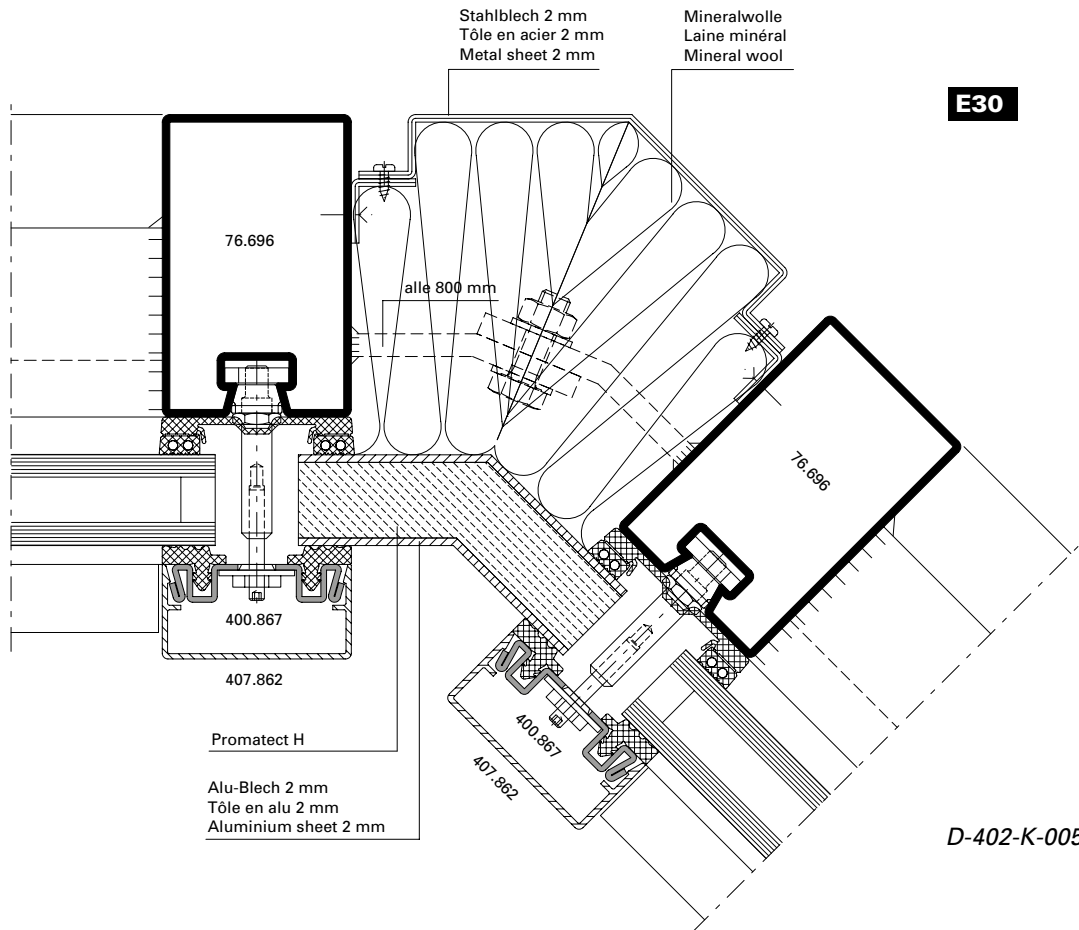


D-402-K-004

Innenecke 135°

Angle intérieur 135°

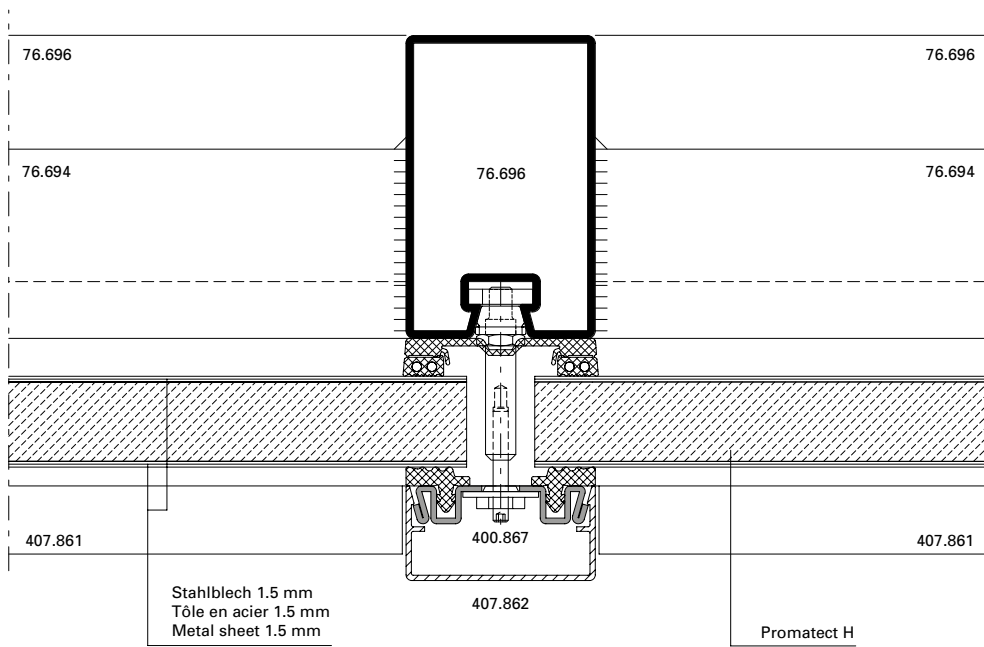
Inner corner 135°



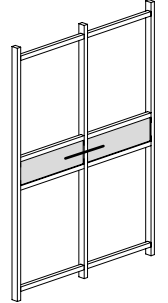
Panel-Ausbildungen

Agencements de panneau

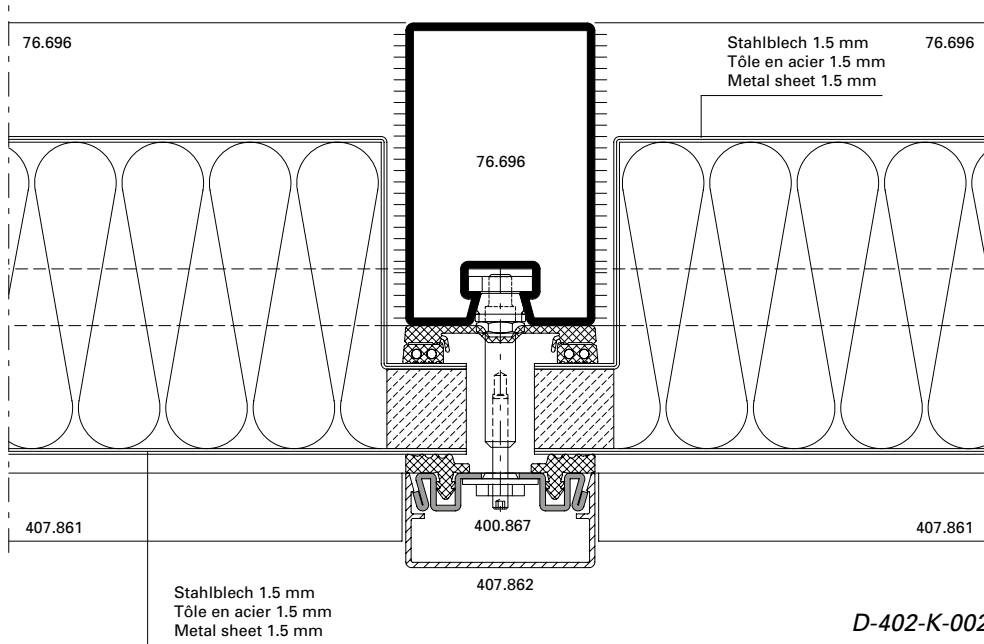
Panel designs



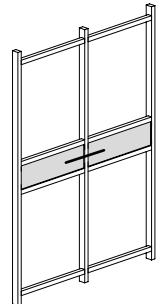
E30



D-402-K-001



E30

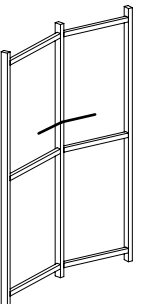
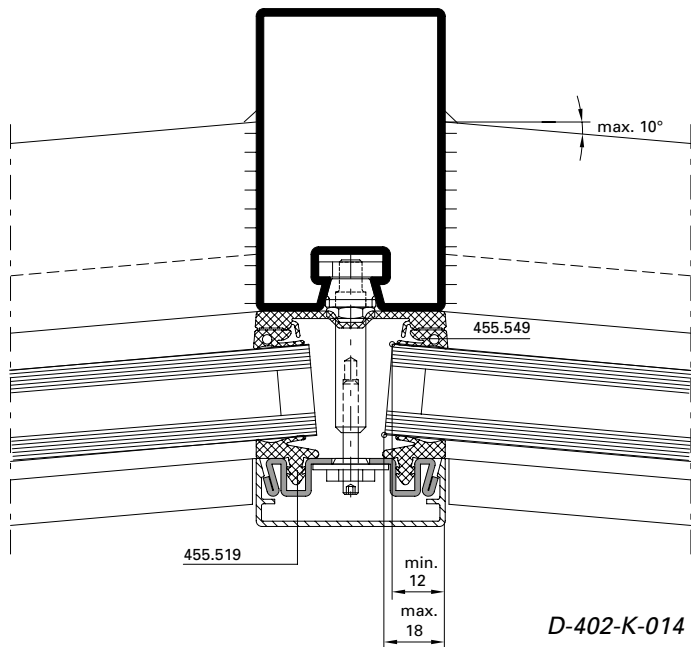
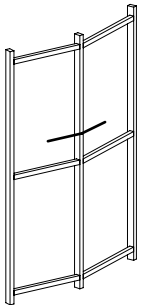
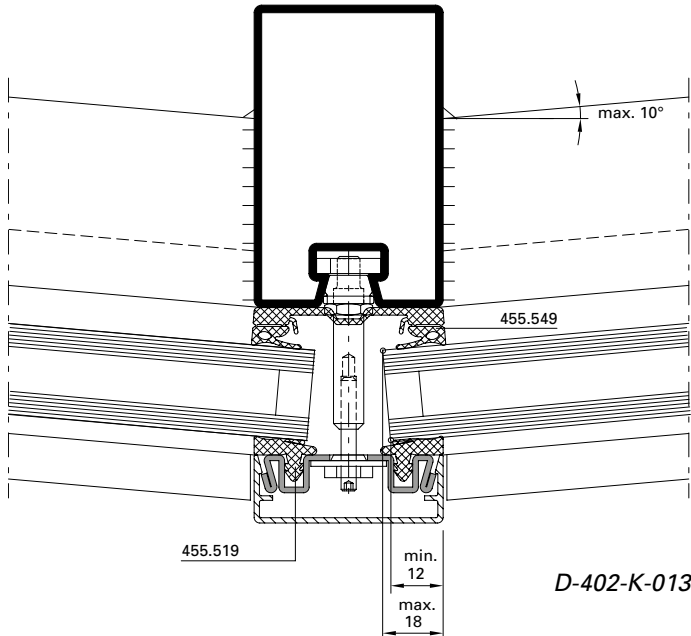


D-402-K-002

Segment-Pfosten

Montant segment

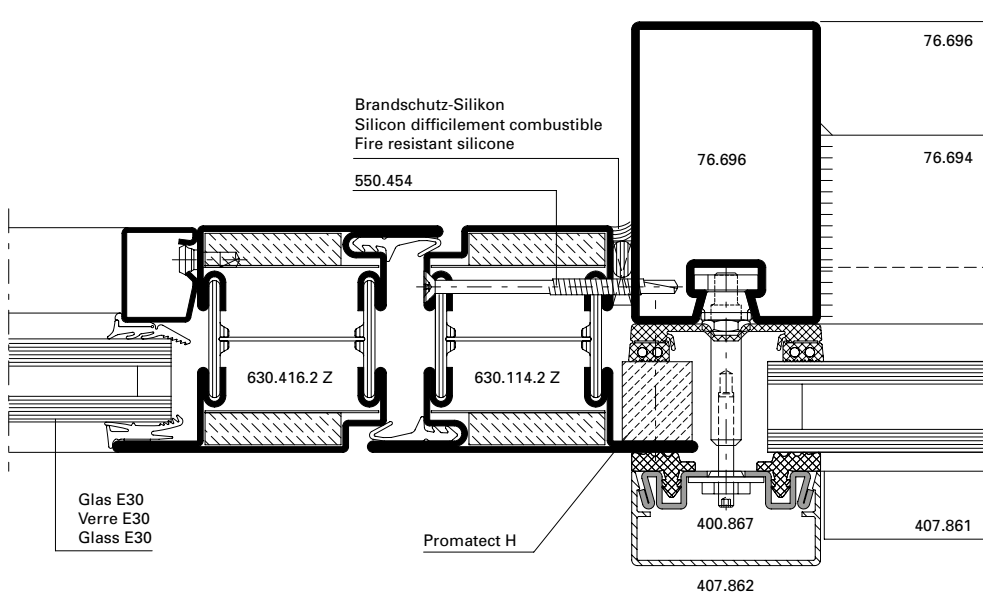
Segmented mullion



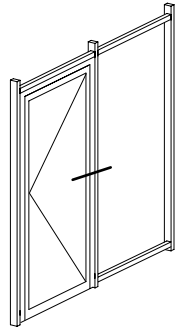
Einsatzelemente Türen

Éléments de remplissage portes

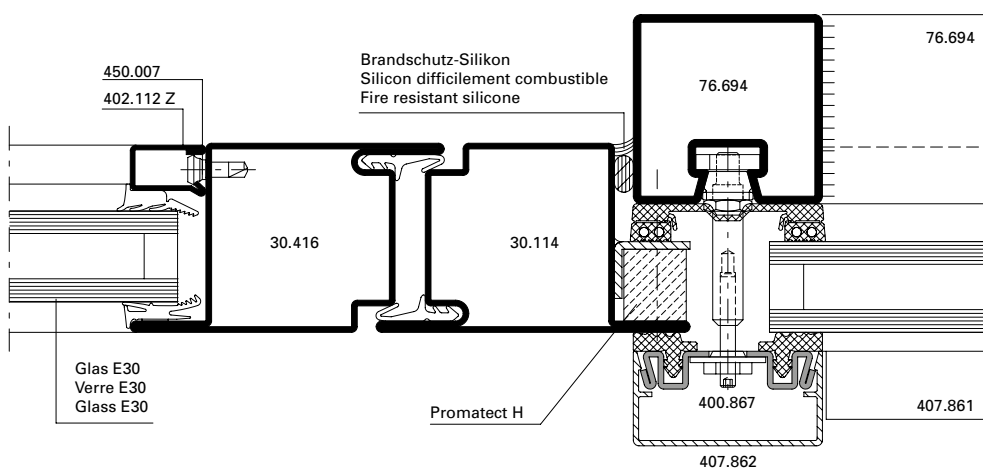
Infill elements doors



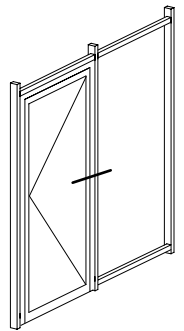
E30



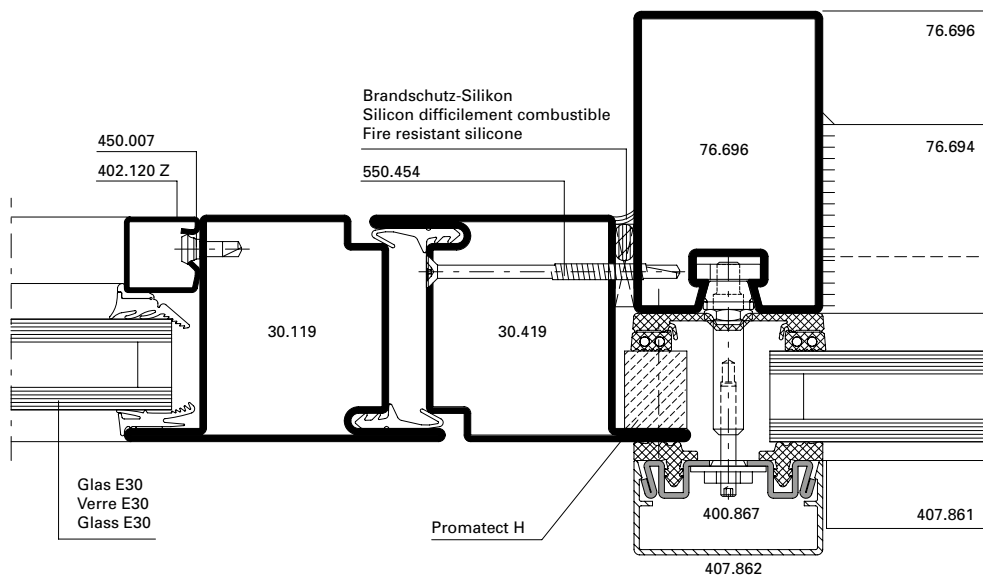
D-402-K-003



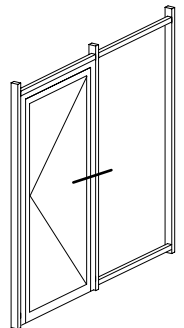
E30



D-402-K-008



E30



D-402-K-007

Anschlüsse am Bau im Masstab 1:2
Raccordement au mur à l'échelle 1:2
Attachment to structure on scale 1:2

VISS Fire
 VISS Fire
 VISS Fire

Stahlwinkel / Cornière en acier / Steel angle 40/40/4

Mineralwolle / Laine minérale / Mineral wool

Silikon

76.696

76.694

76.696

407.861

400.867

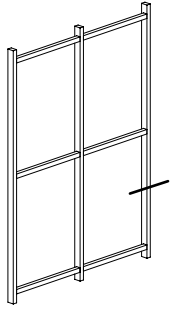
407.862

Promatect H

Alu-Blech / Tôle en alu / Aluminium sheet 2 mm

Silikon

E30



D-402-A-001

Stahlwinkel / Cornière en acier / Steel angle 100/40/3

Keramikfaserband
 Bande de fibre de céramique
 Ceramic fibre strip

Mineralwolle / Laine minérale / Mineral wool

Silikon

76.696

76.694

76.696

407.861

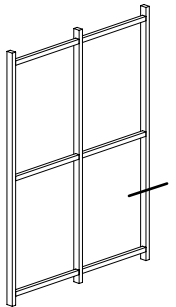
400.867

407.862

Promatect H

Mineralwolle / Laine minérale / Mineral wool

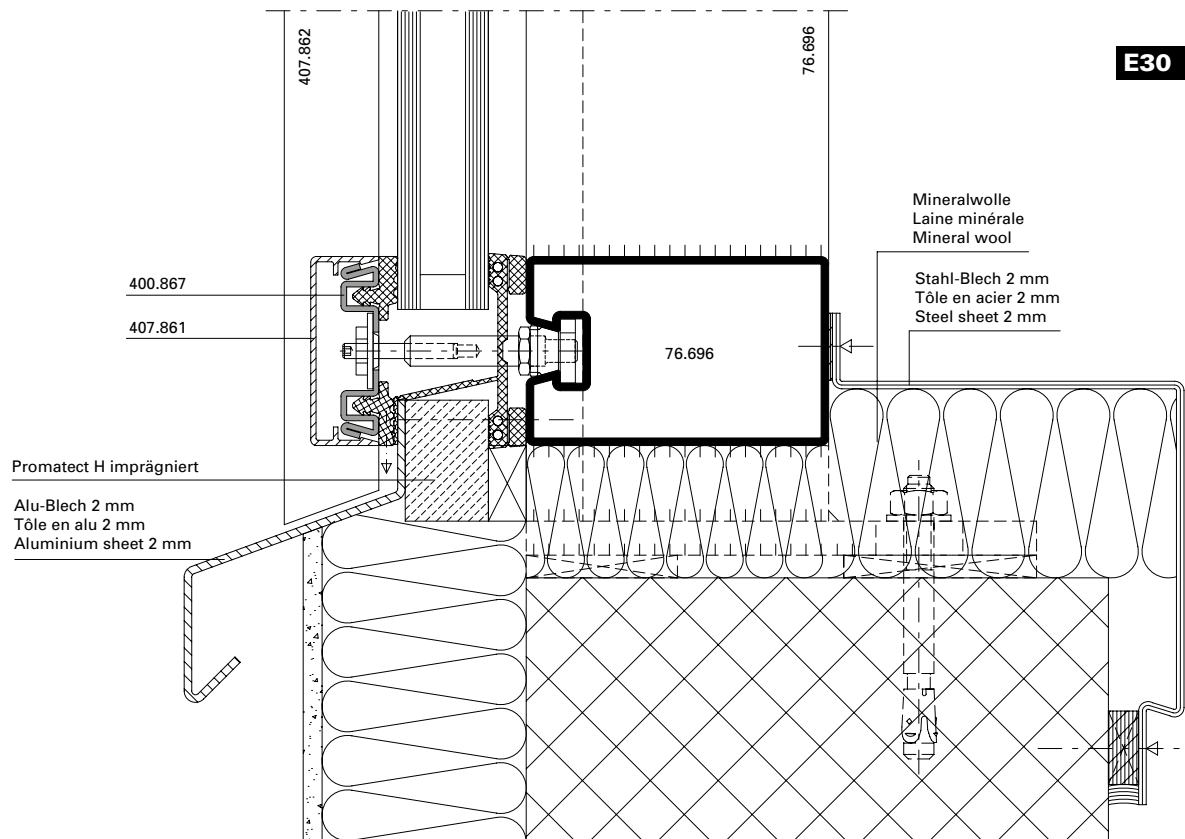
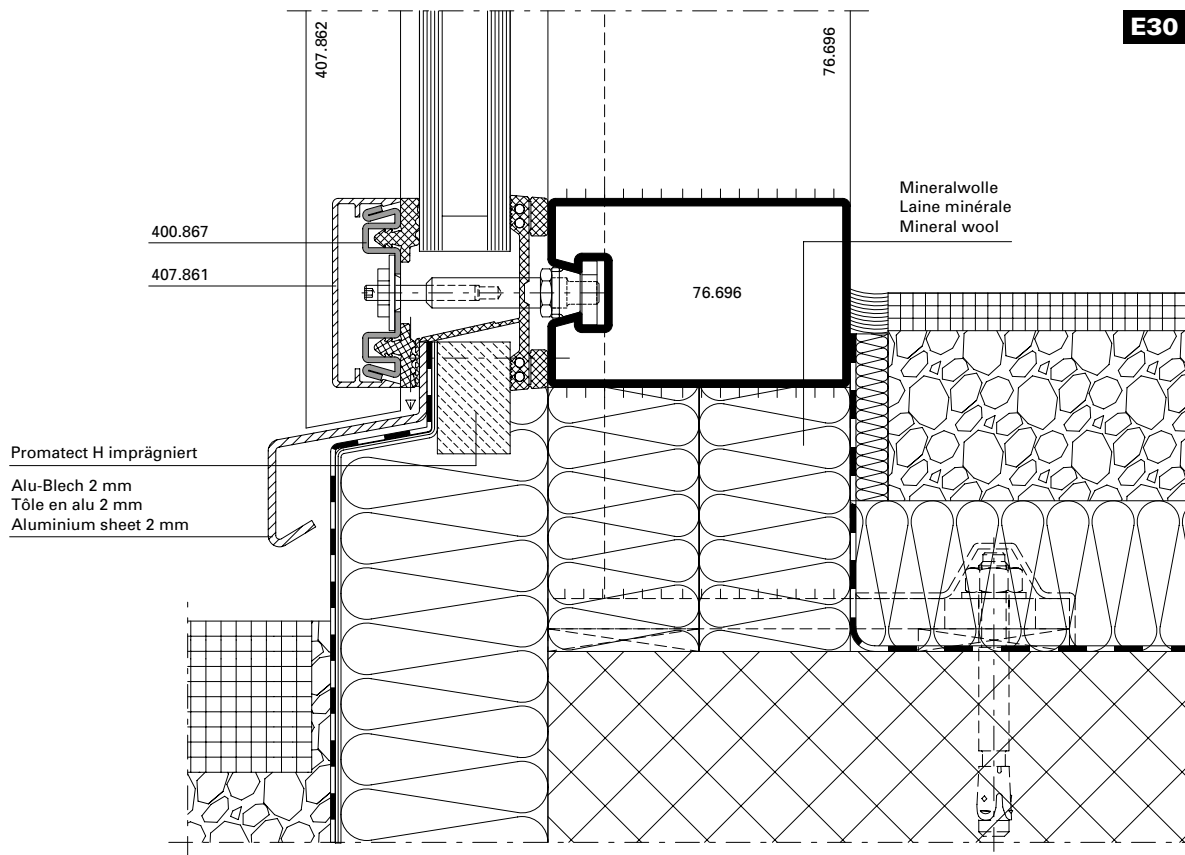
E30



D-402-A-002

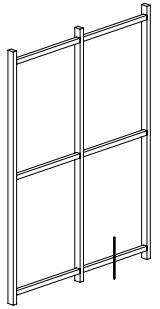
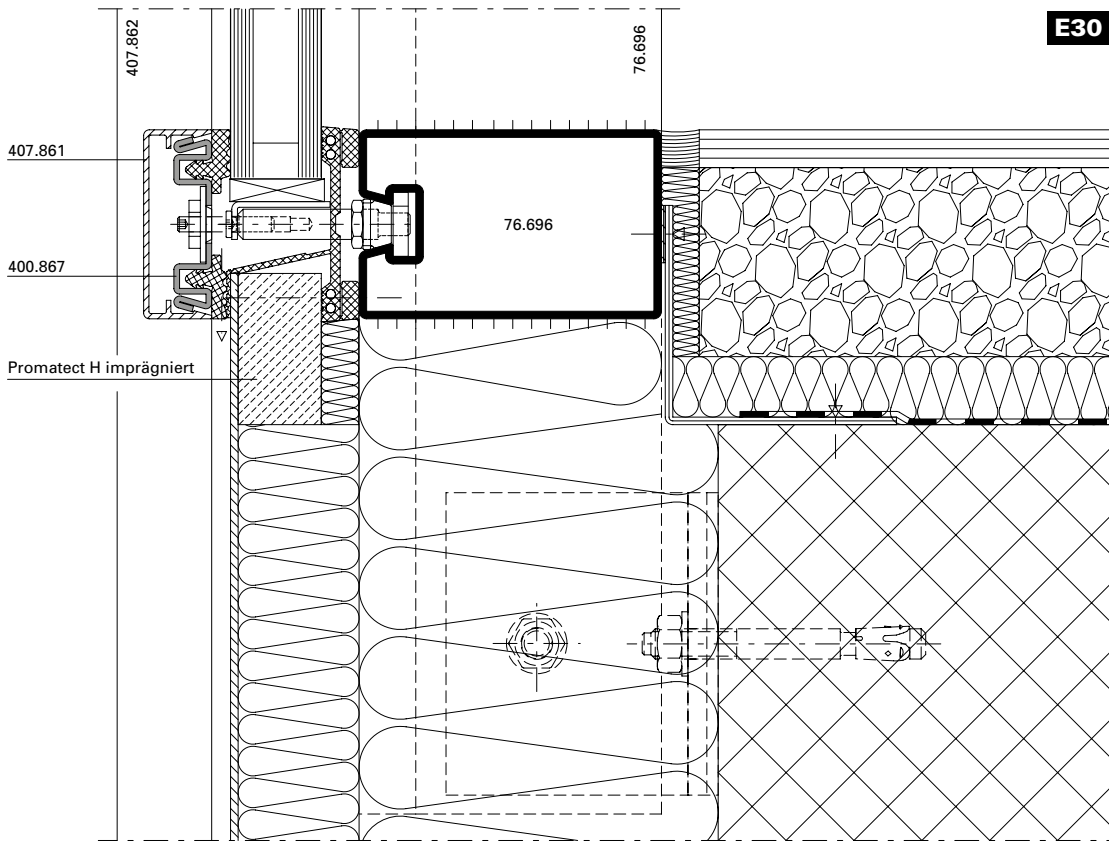
Anschlüsse am Bau im Masstab 1:2
Raccordement au mur à l'échelle 1:2
Attachment to structure on scale 1:2

VISS Fire
VISS Fire
VISS Fire

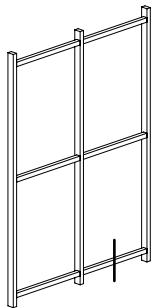
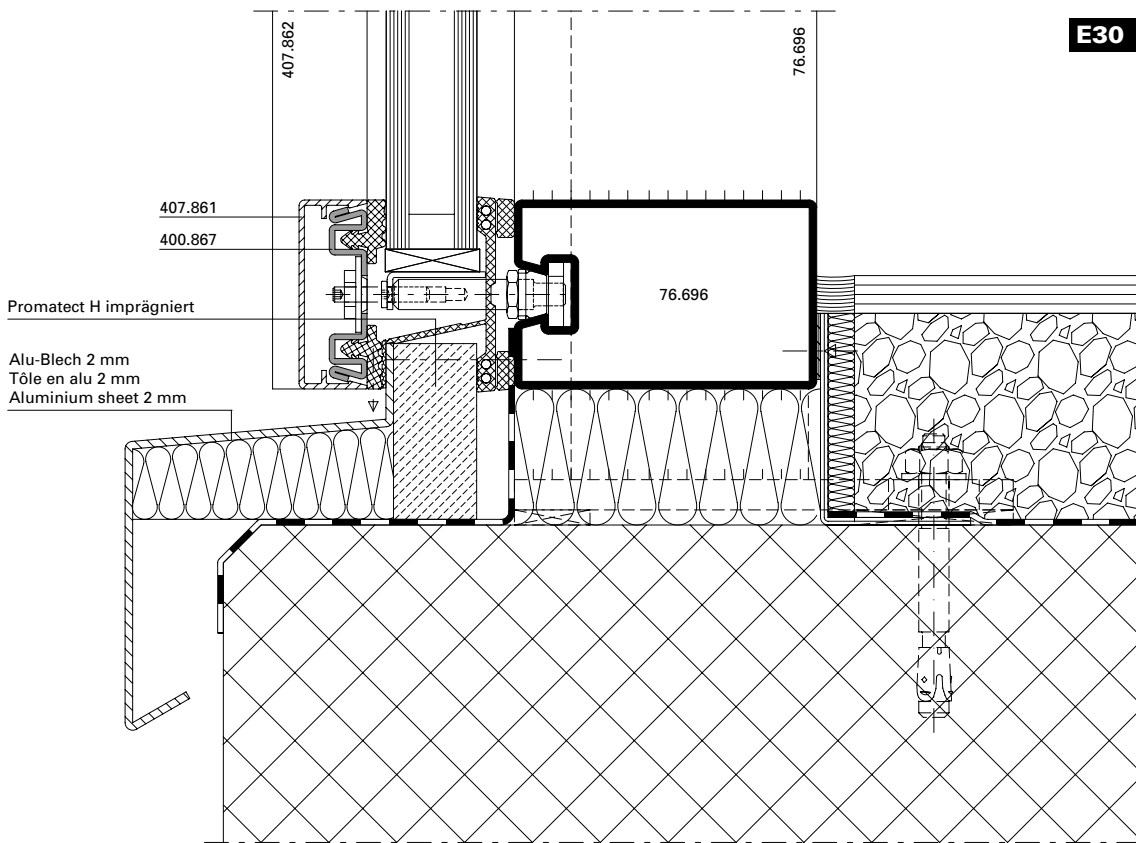


Anschlüsse am Bau im Masstab 1:2
 Raccordement au mur à l'échelle 1:2
 Attachment to structure on scale 1:2

VISS Fire
 VISS Fire
 VISS Fire



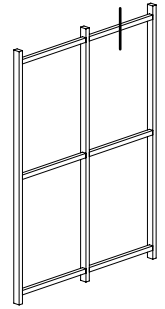
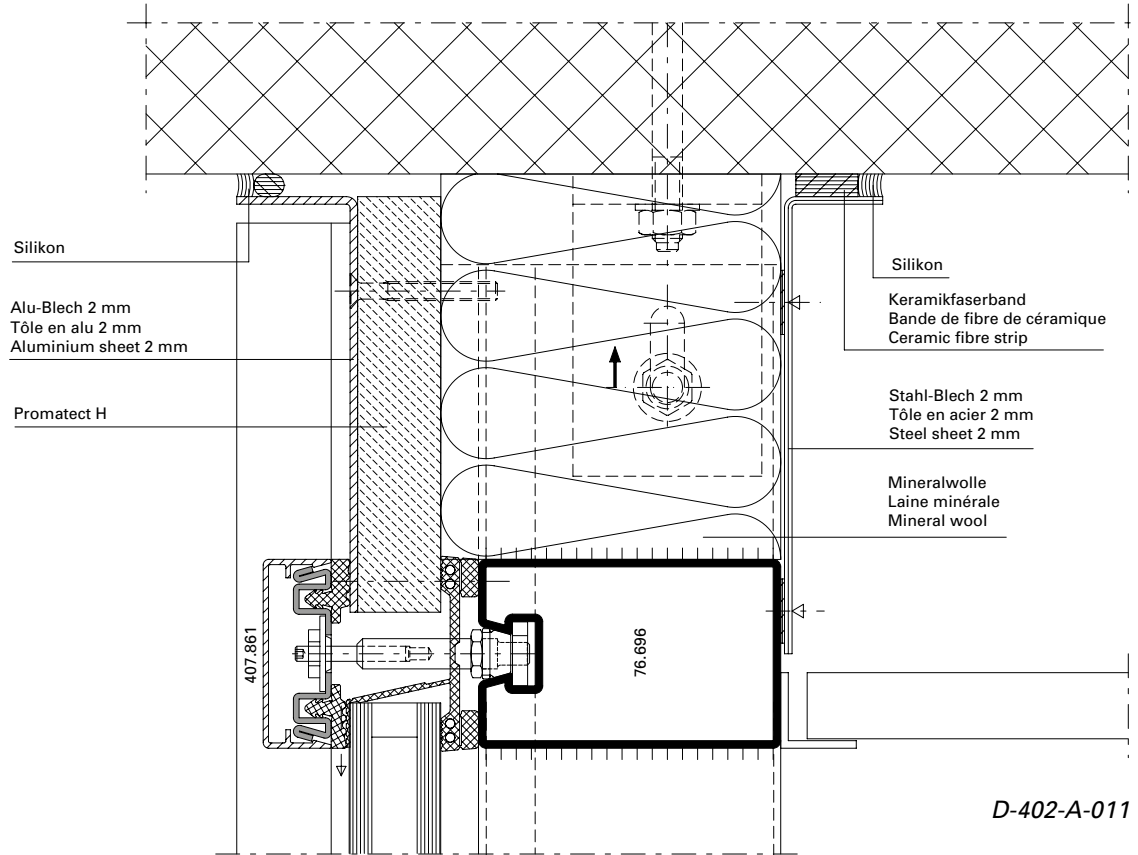
D-402-A-009



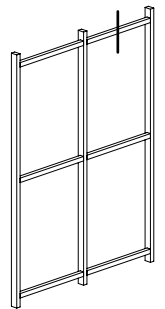
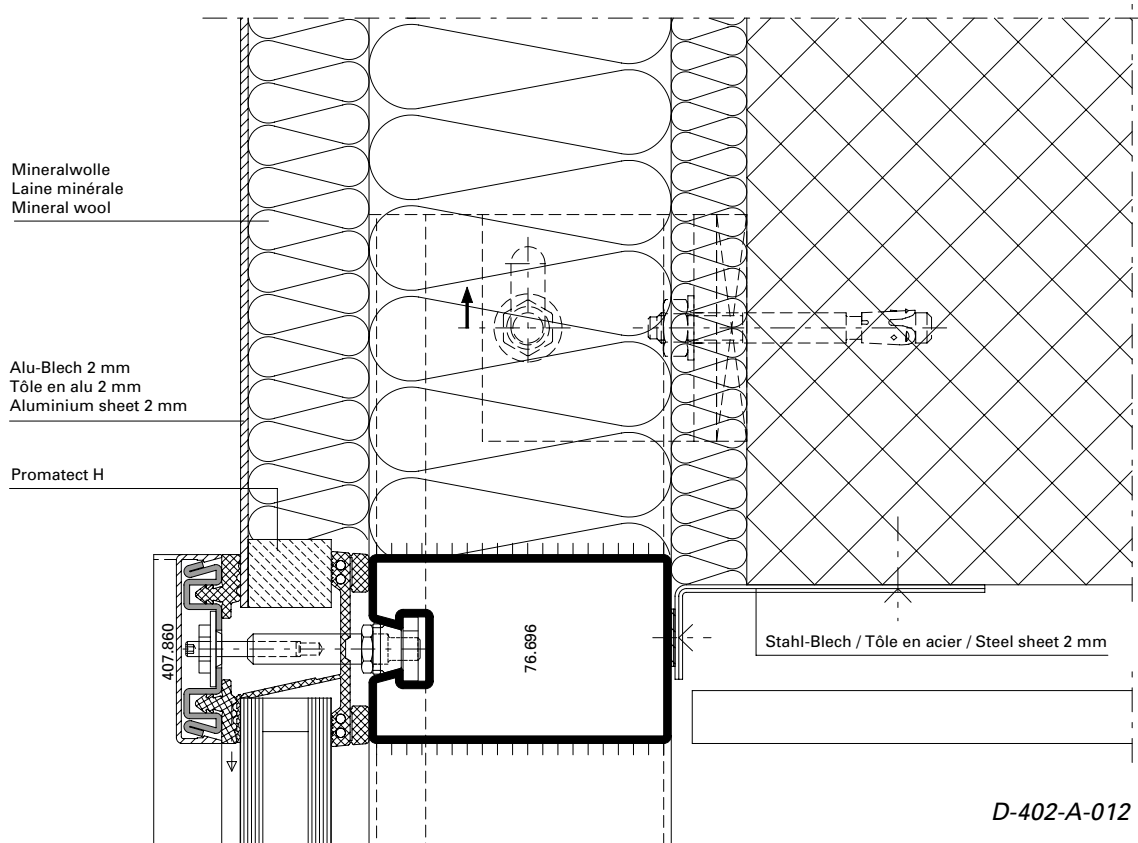
D-402-A-010

Anschlüsse am Bau im Masstab 1:2
Raccordement au mur à l'échelle 1:2
Attachment to structure on scale 1:2

VISS Fire
 VISS Fire
 VISS Fire



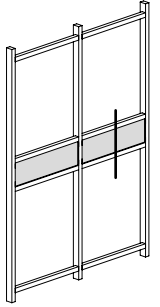
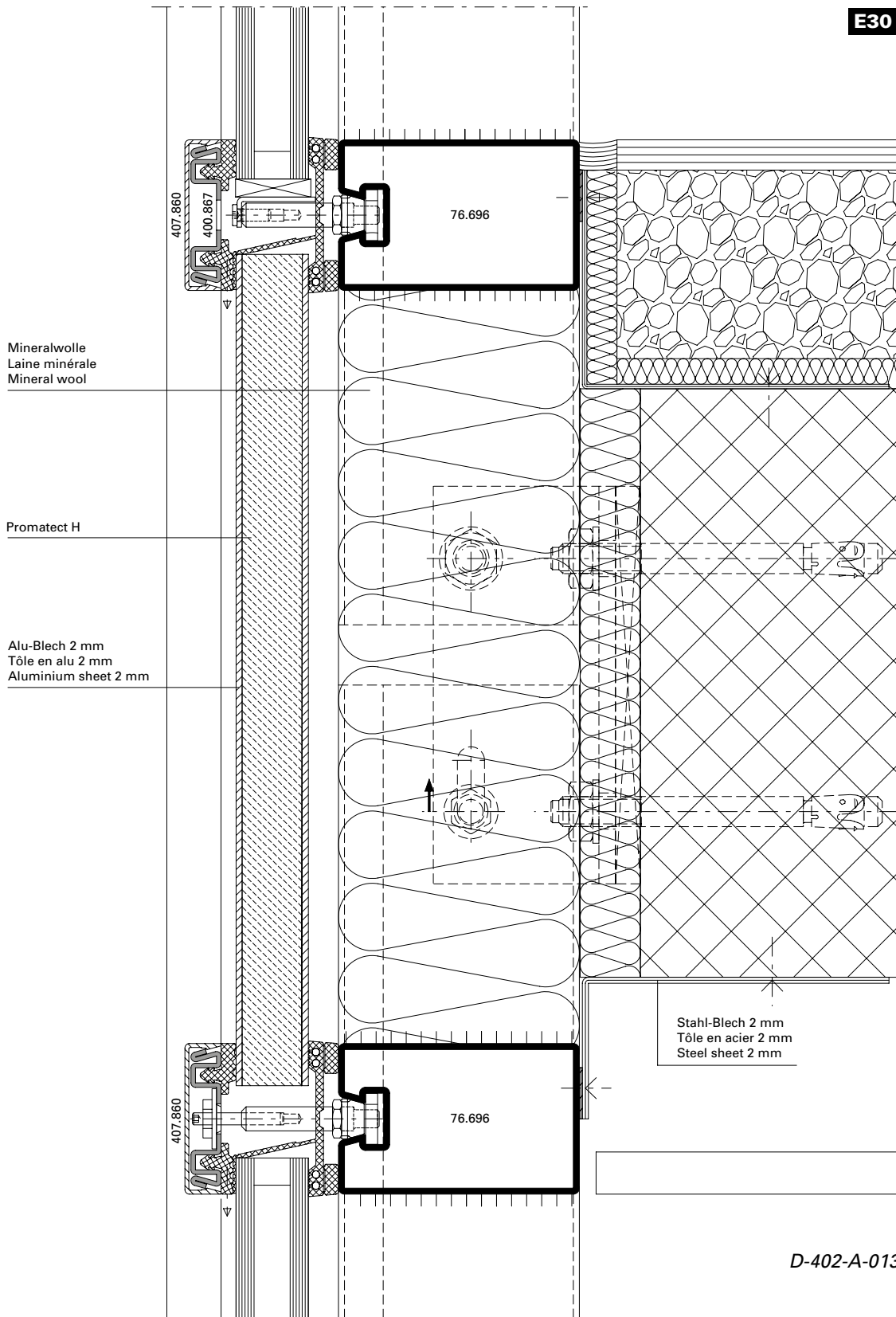
E30



E30

Anschlüsse am Bau im Masstab 1:2
Raccordement au mur à l'échelle 1:2
Attachment to structure on scale 1:2

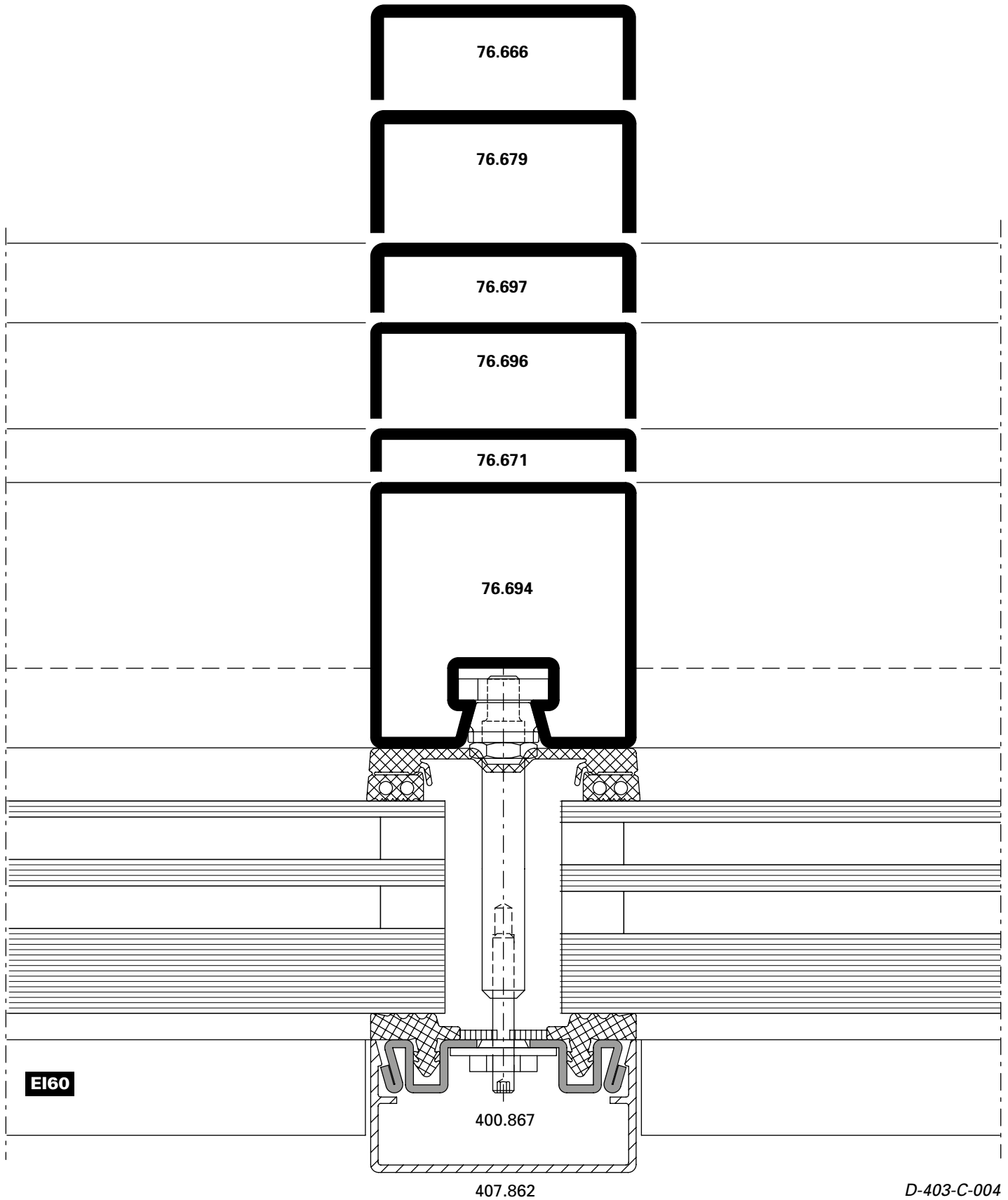
VISS Fire
VISS Fire
VISS Fire



Pfosten-Detail

Détail du montant

Detail of mullion

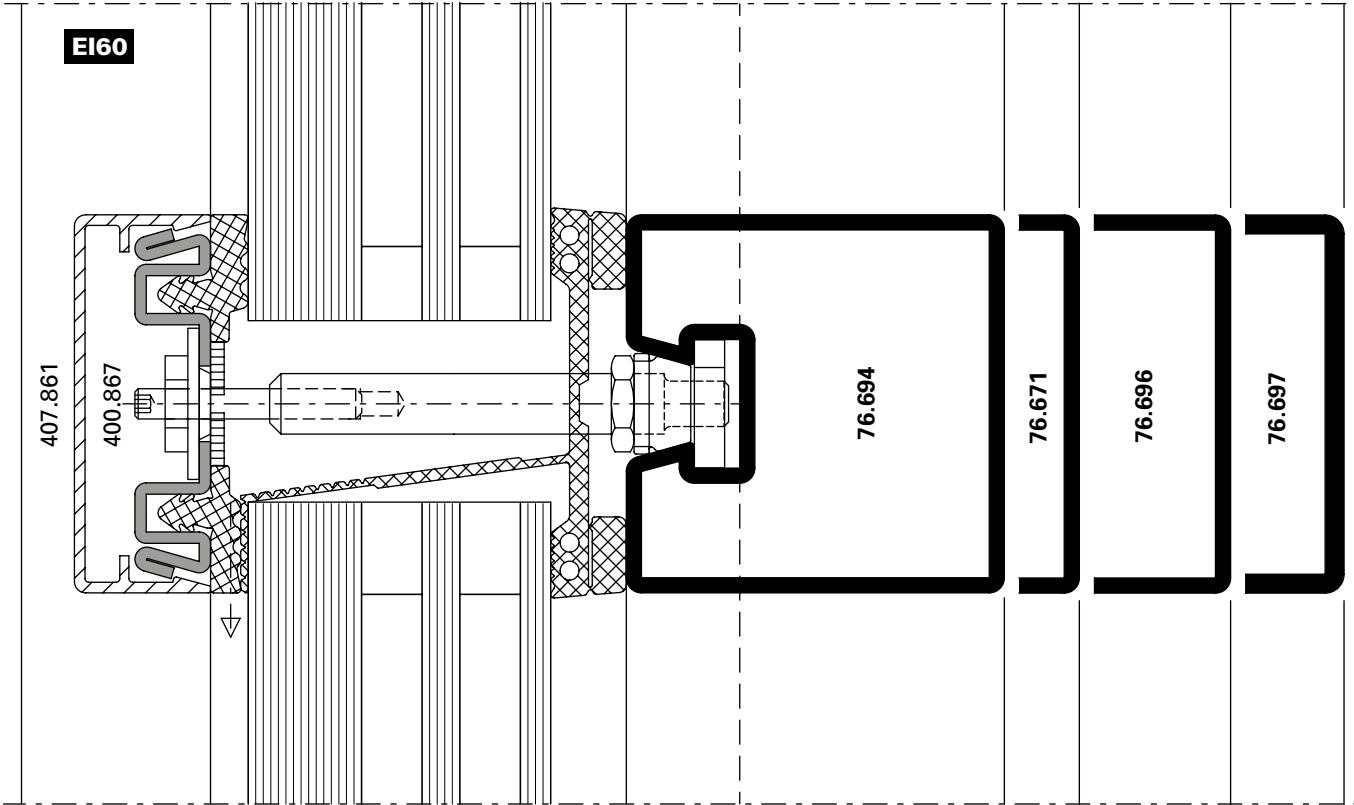


D-403-C-004

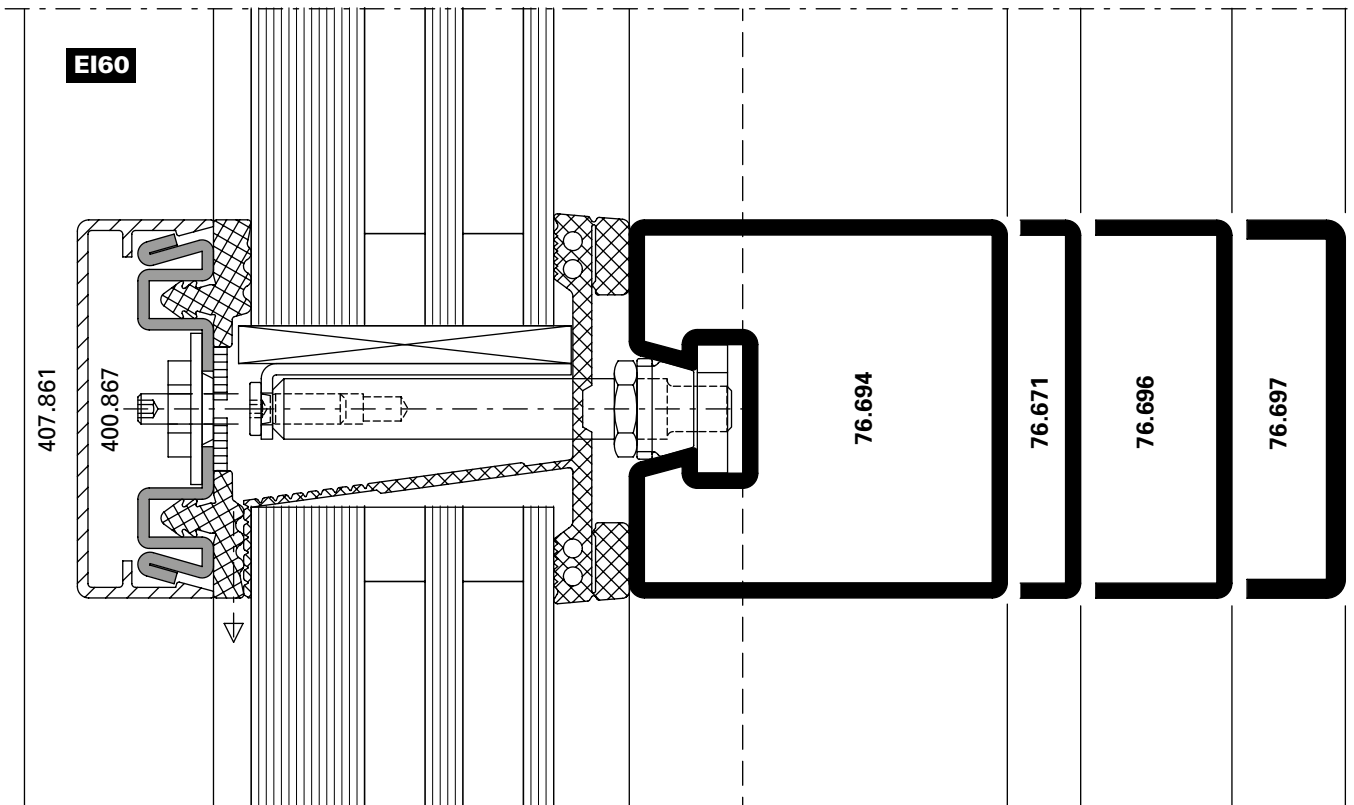
Riegel-Detail

Détail de la traverse

Detail of transom



D-403-C-005

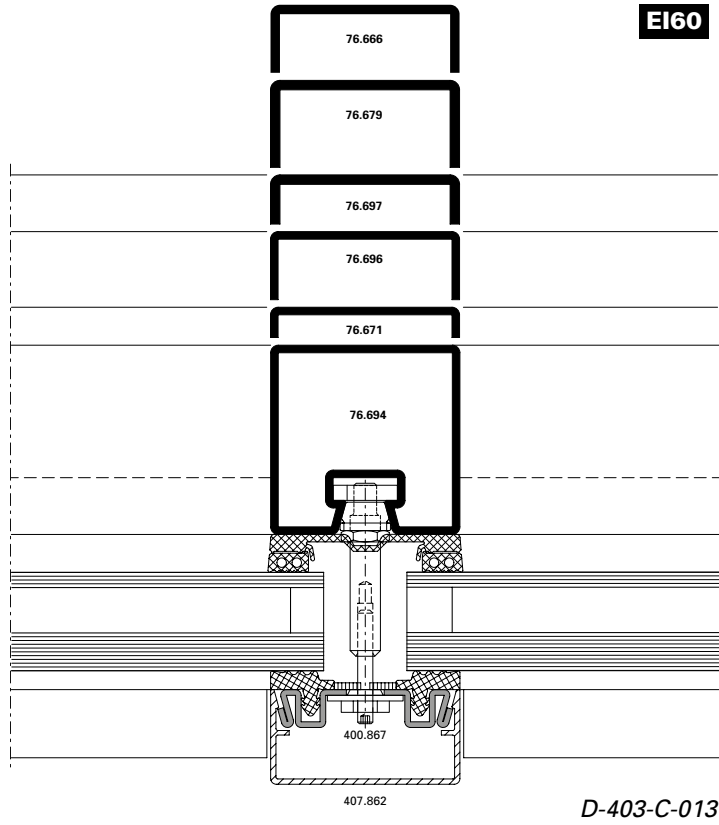


D-403-C-006

Pfosten-Detail

Détail du montant

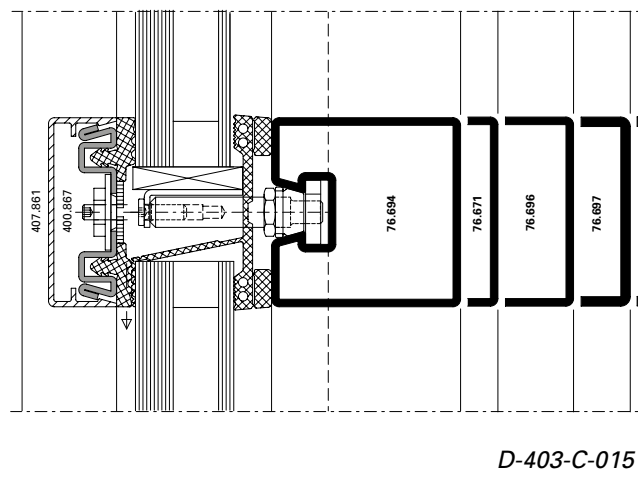
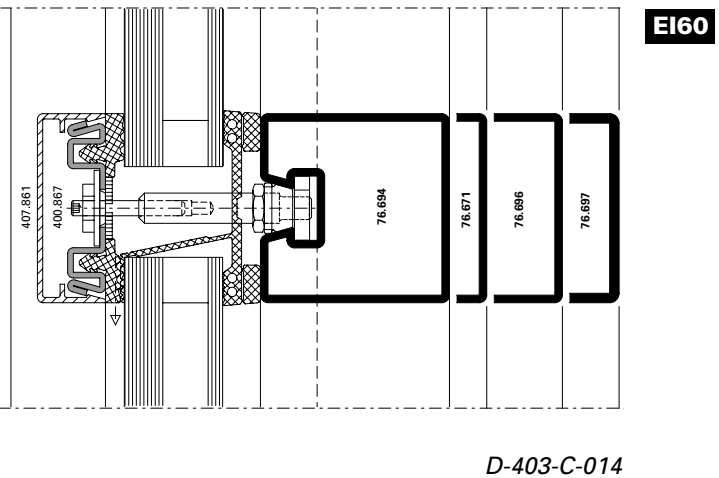
Detail of mullion



Riegel-Detail

Détail de la traverse

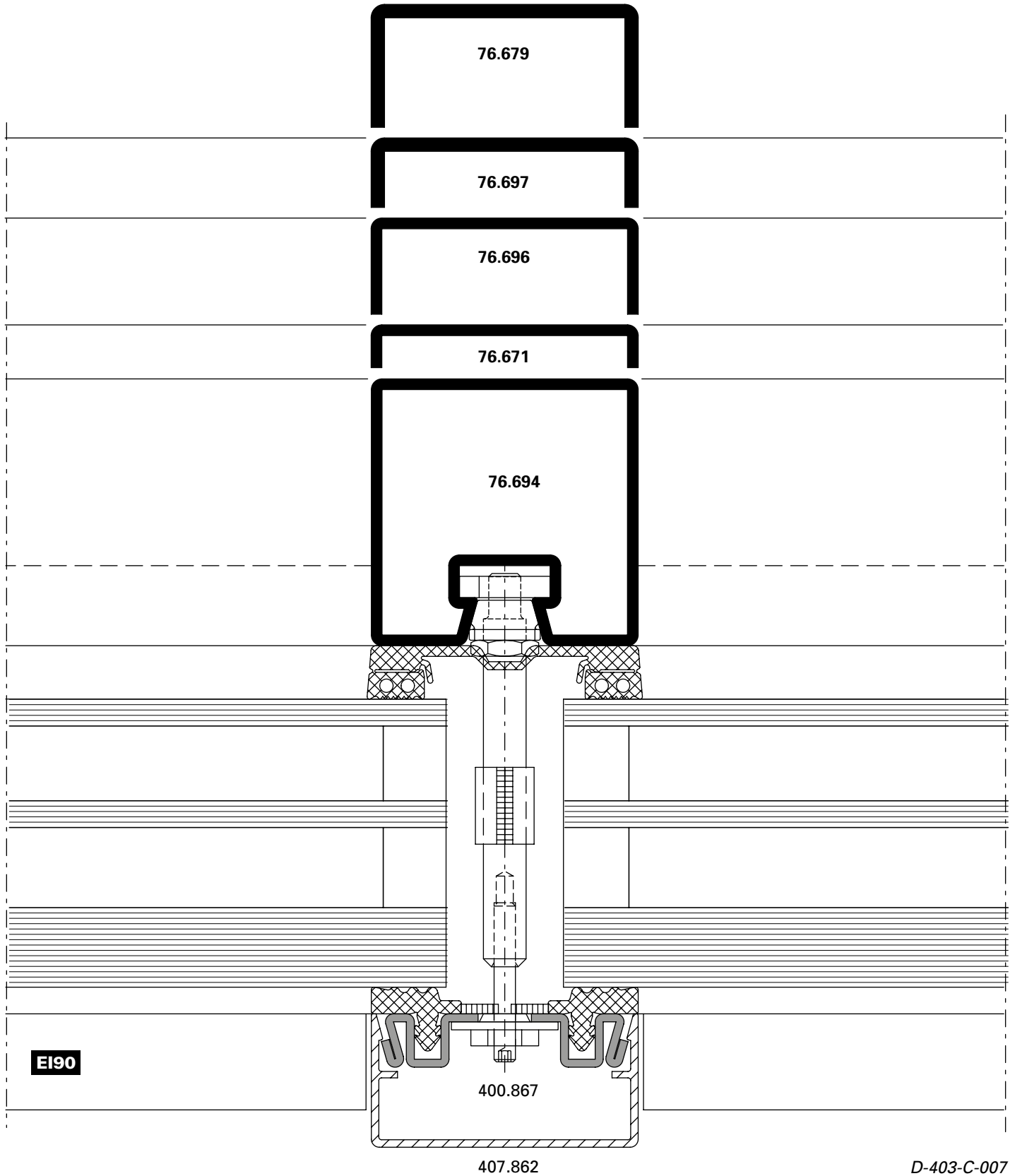
Detail of transom



Pfosten-Detail

Détail du montant

Detail of mullion

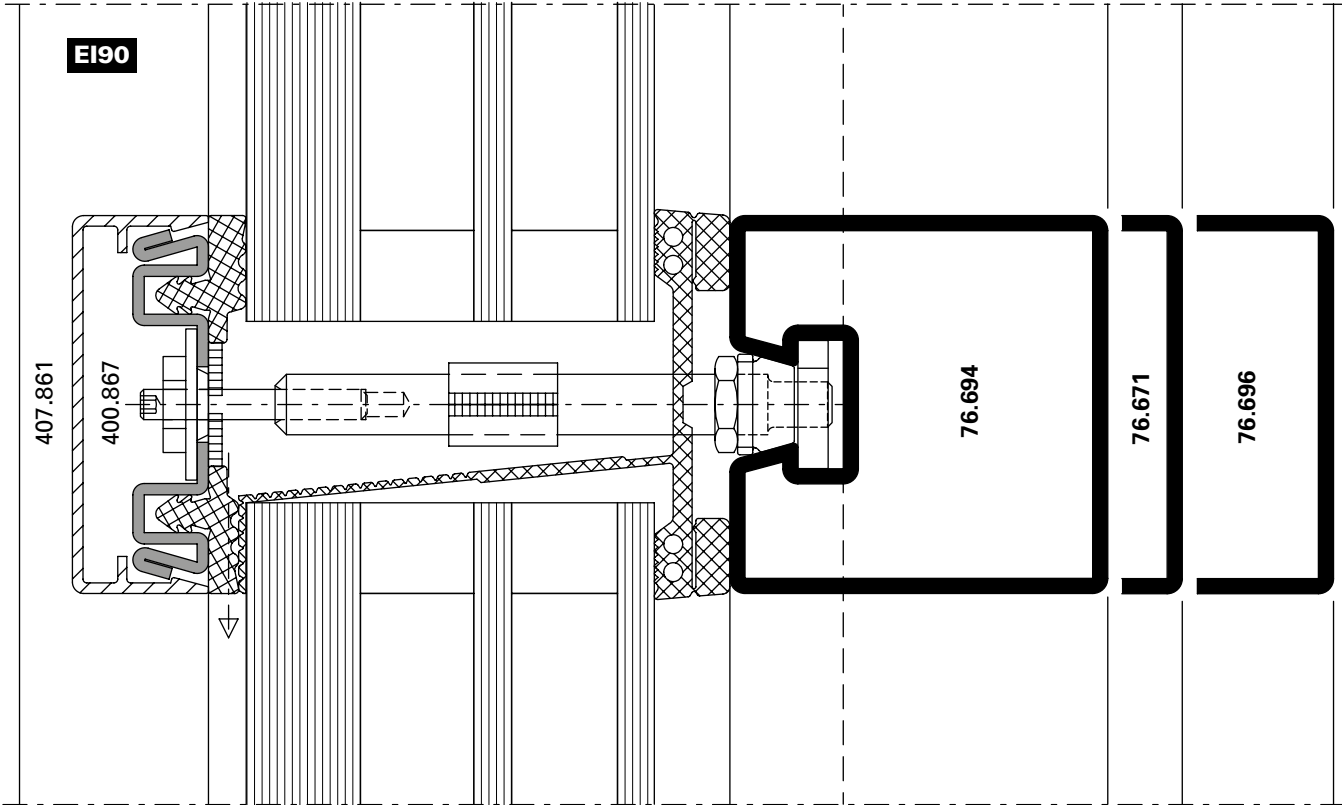


D-403-C-007

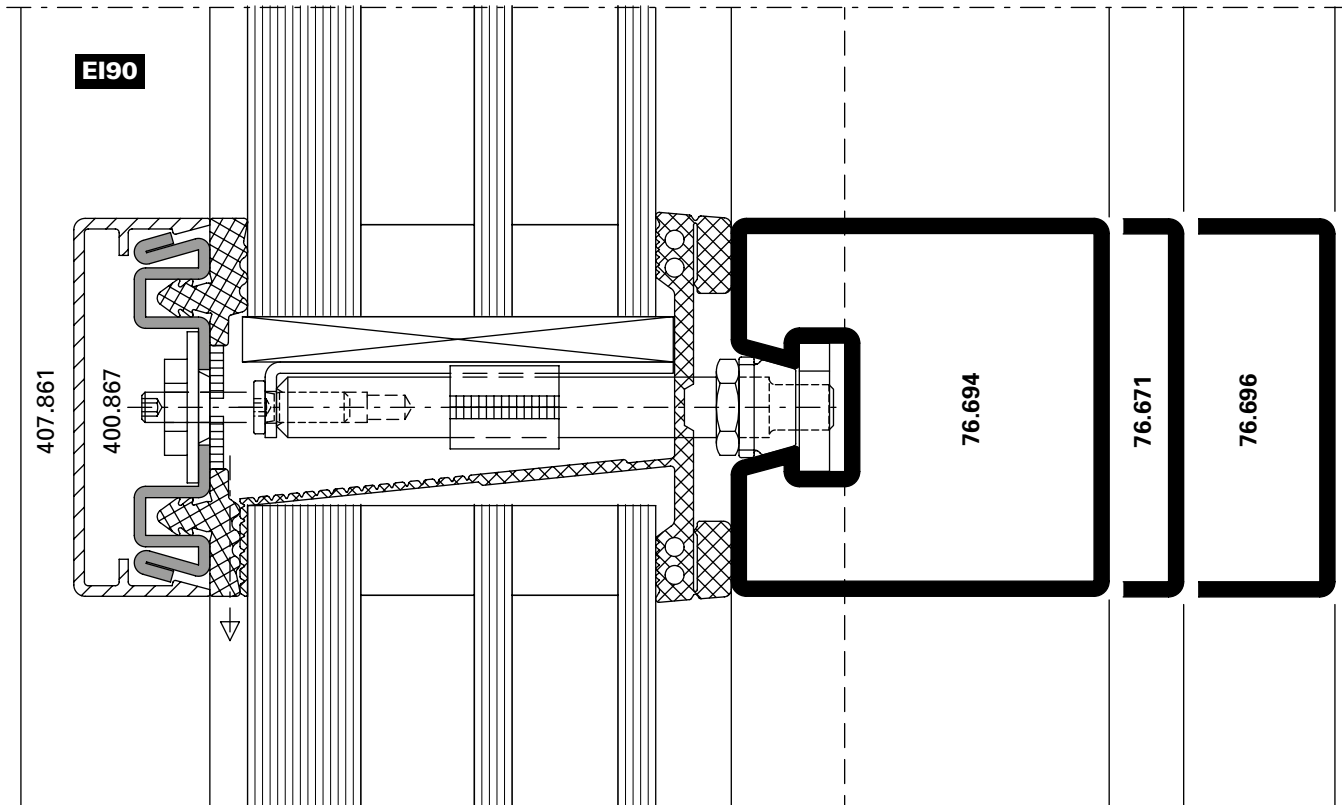
Riegel-Detail

Détail de la traverse

Detail of transom



D-403-C-008



D-403-C-009

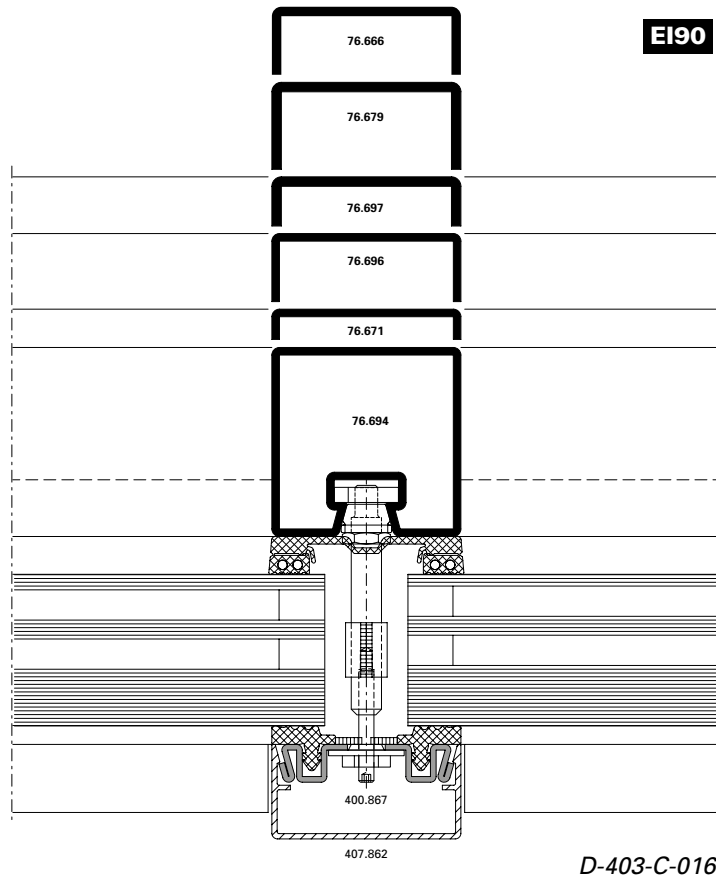
Schnittpunkte im Massstab 1:2
 Coupe de détails à l'échelle 1:2
 Section details on scale 1:2

VISS Fire
 VISS Fire
 VISS Fire

Pfosten-Detail

Détail du montant

Detail of mullion

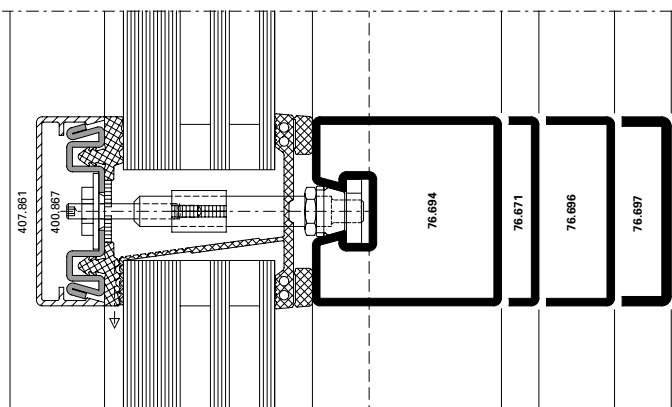


D-403-C-016

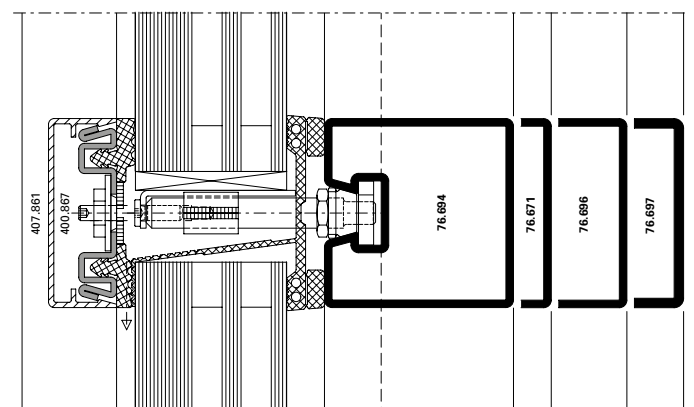
Riegel-Detail

Détail de la traverse

Detail of transom



D-403-C-018



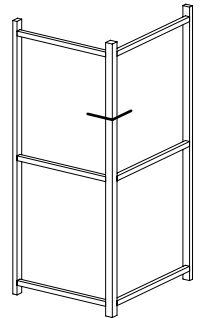
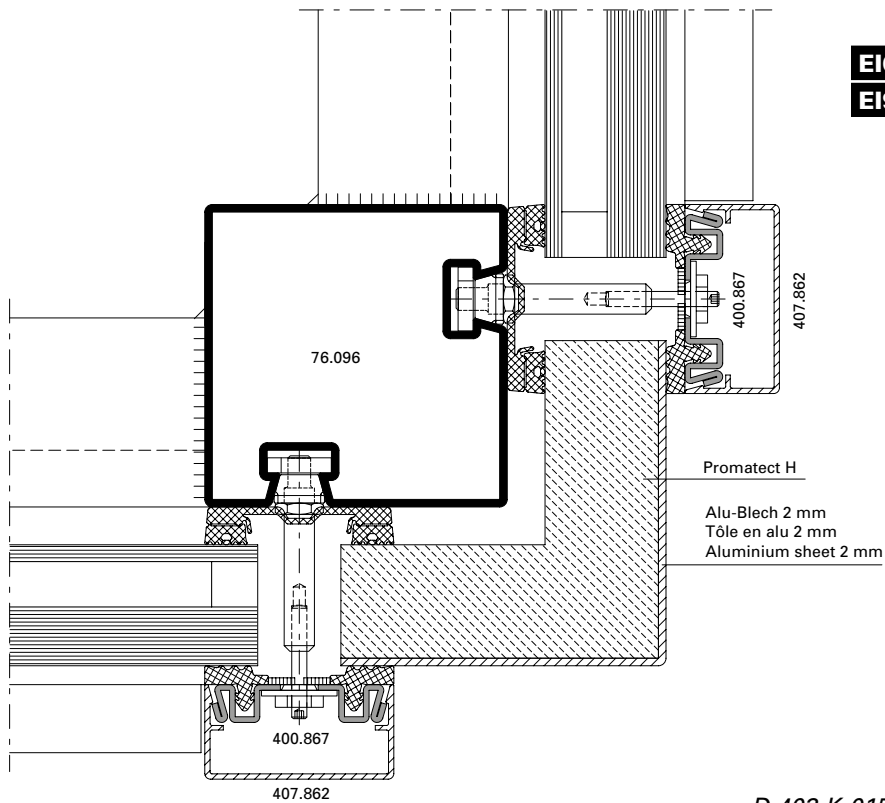
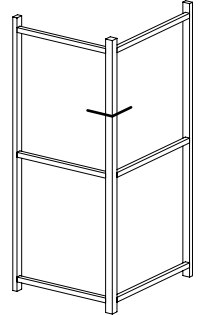
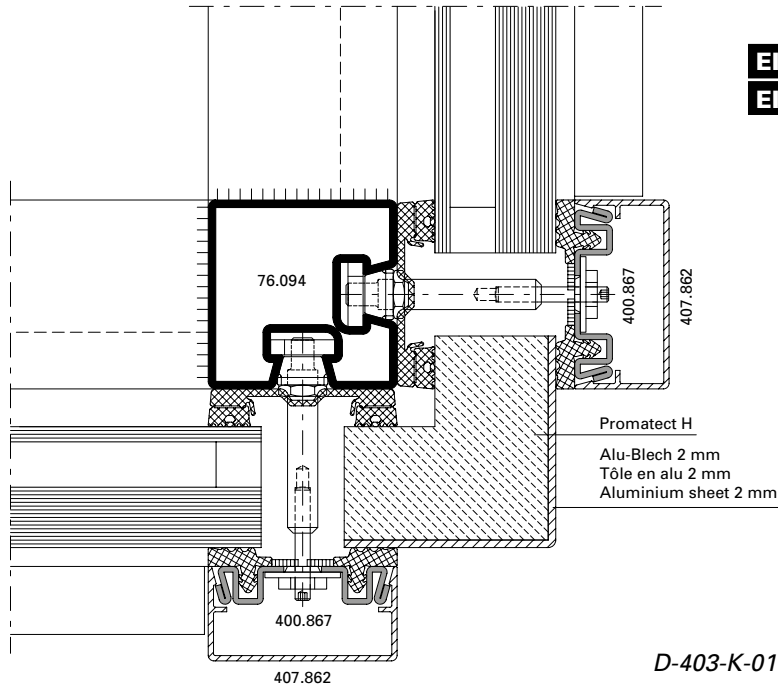
D-403-C-017

EI90

Eckausbildung 90°

Formation d'angle 90°

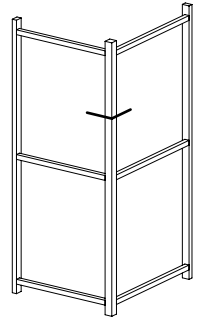
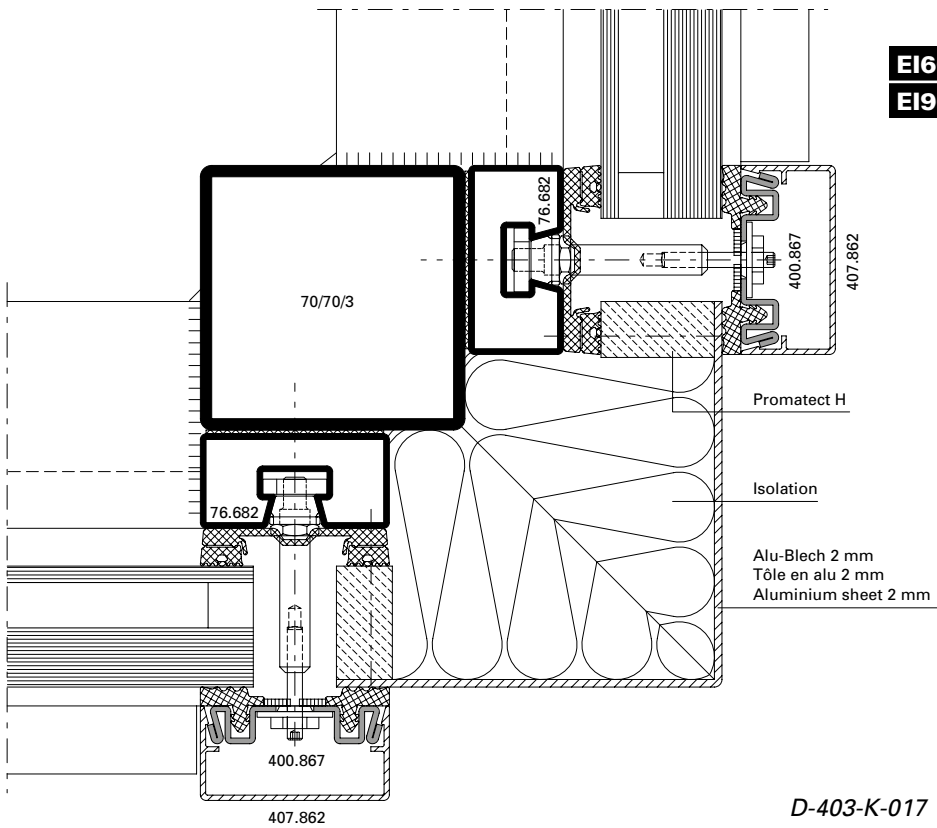
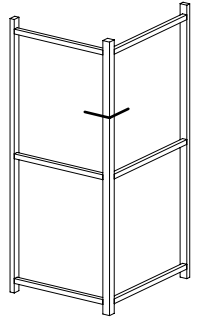
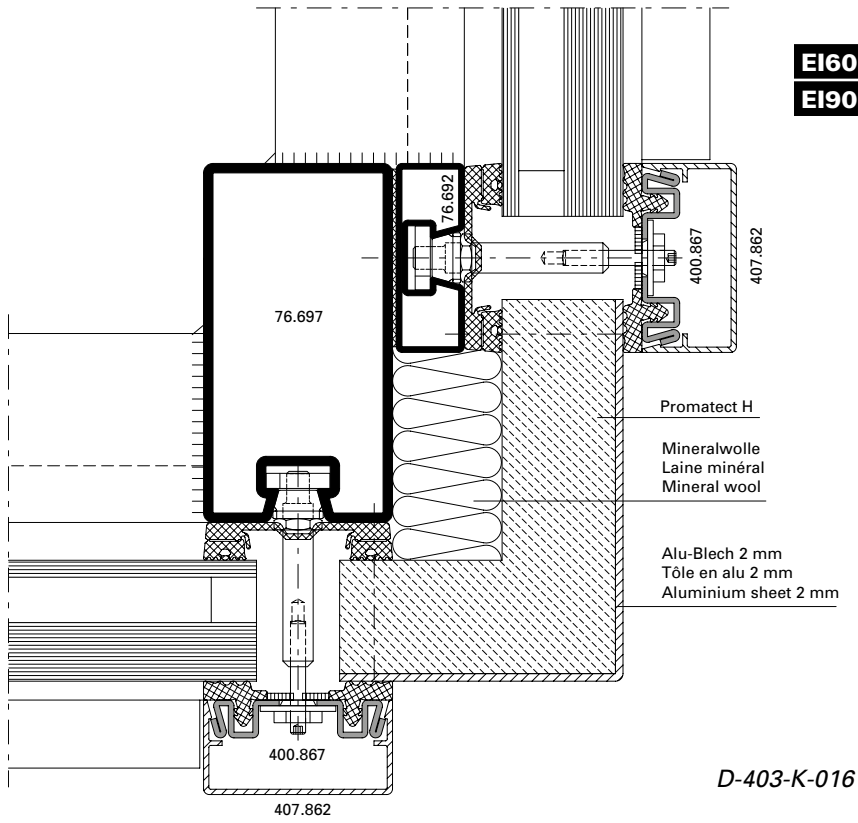
90° corner construction



Eckausbildung 90°

Formation d'angle 90°

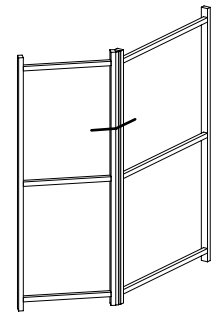
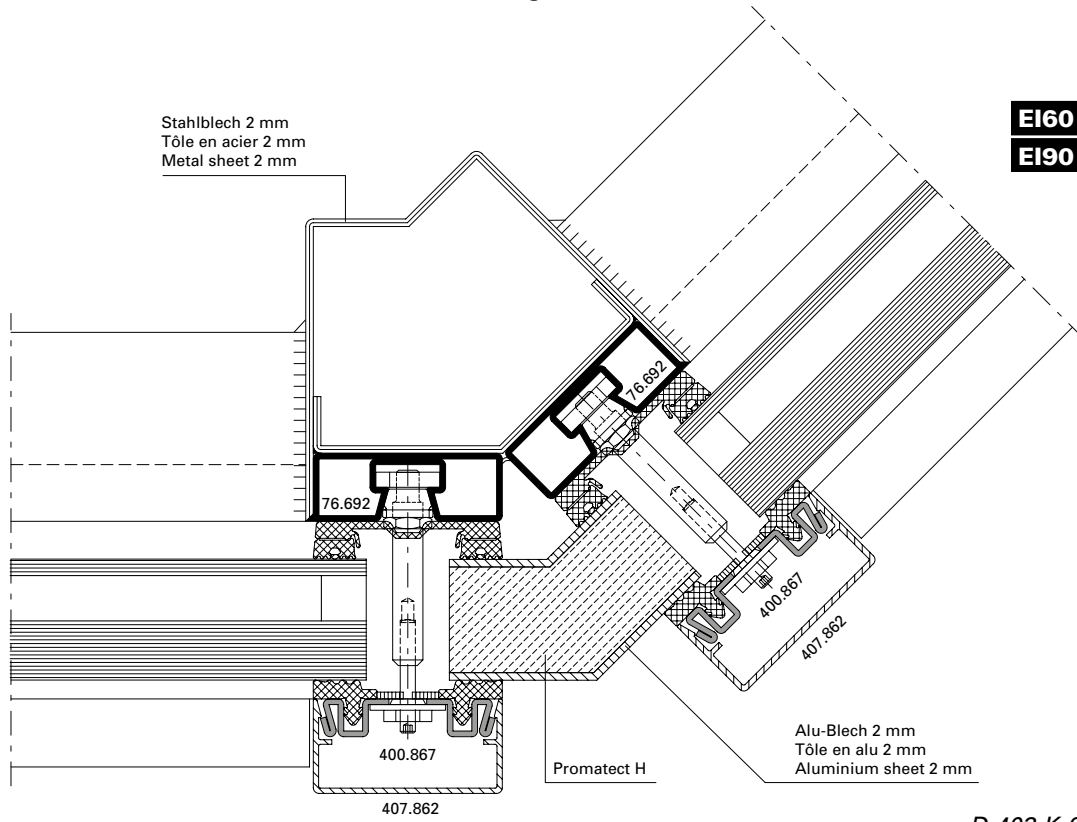
90° corner construction



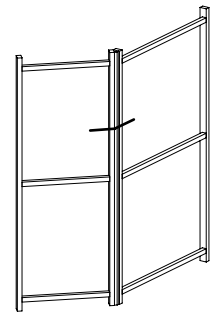
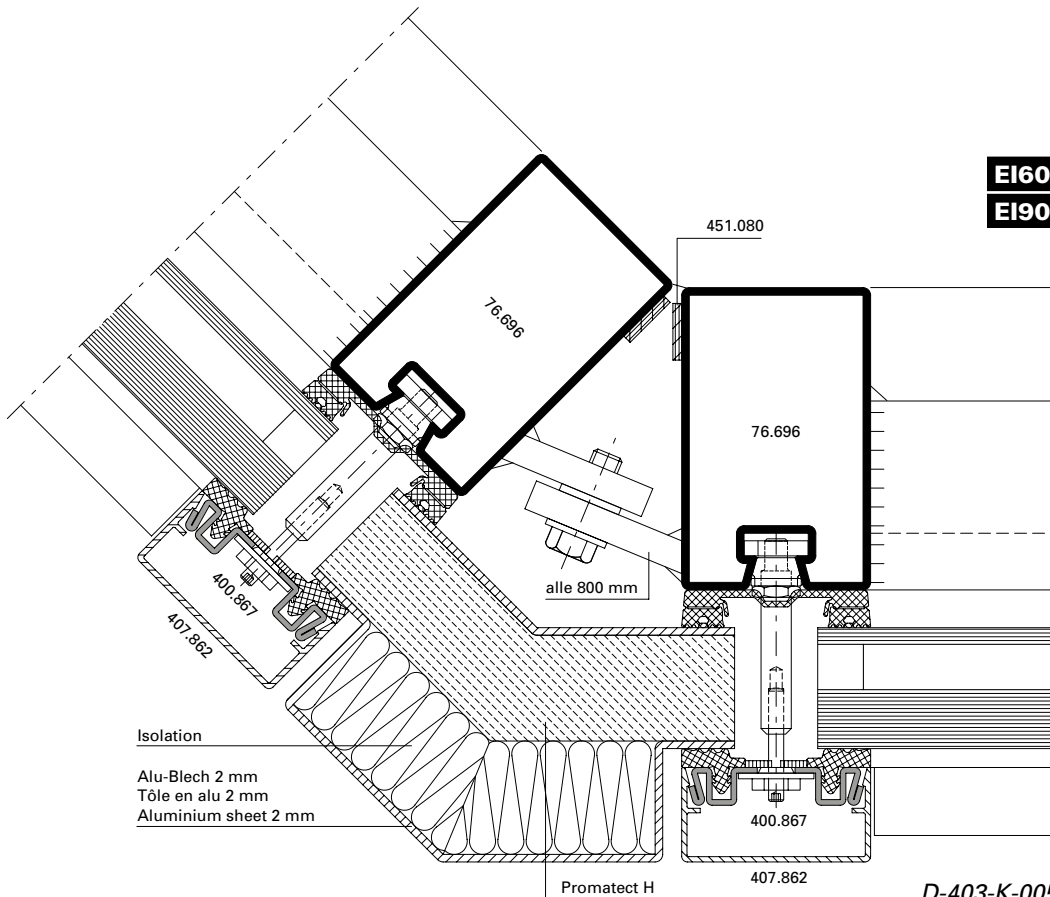
Aussenecke 135°

Angle extérieur 135°

Outer corner 135°



D-403-K-008

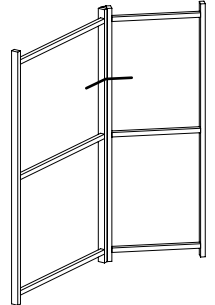
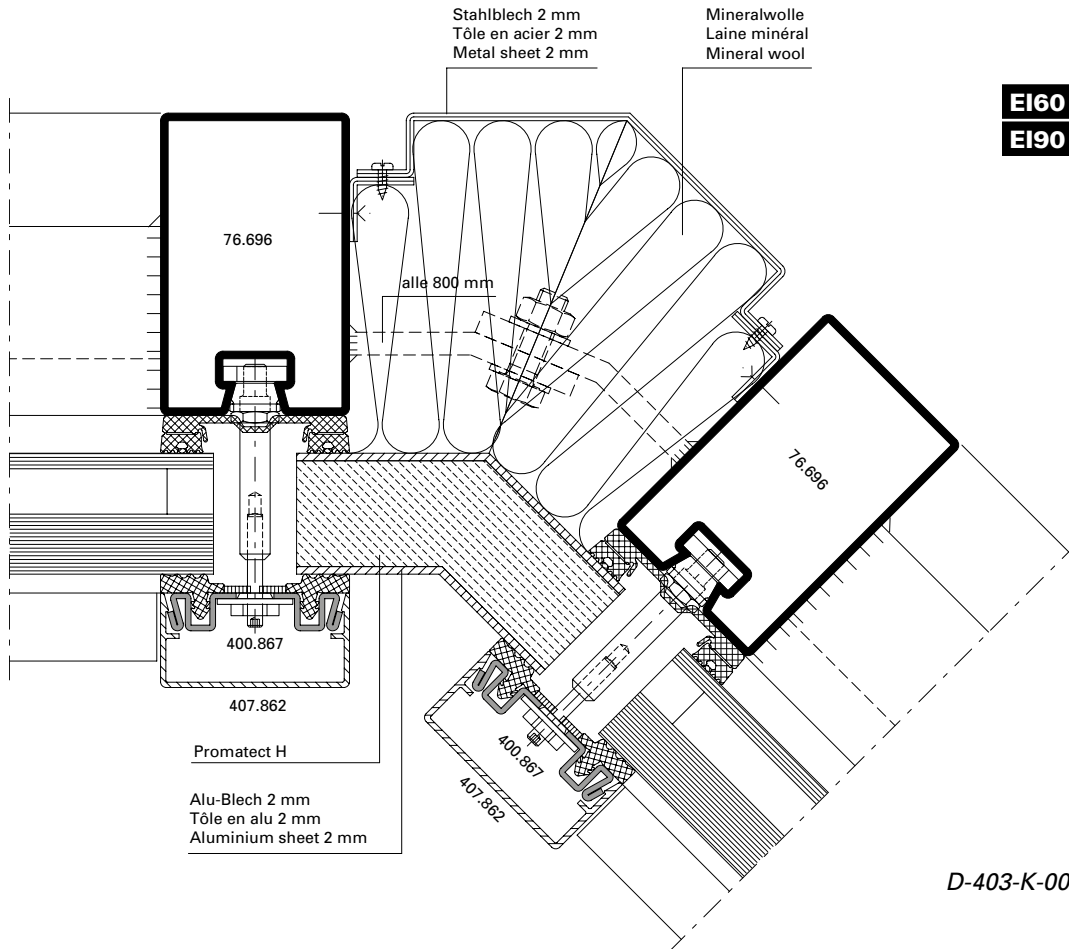


D-403-K-005

Innenecke 135°

Angle intérieur 135°

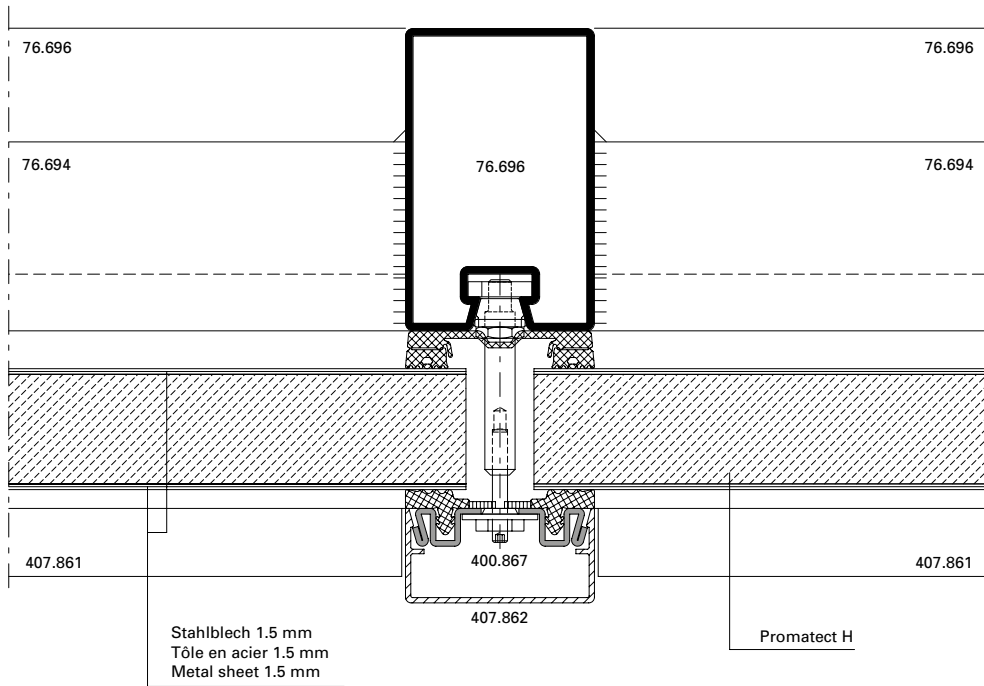
Inner corner 135°



Panel-Ausbildungen

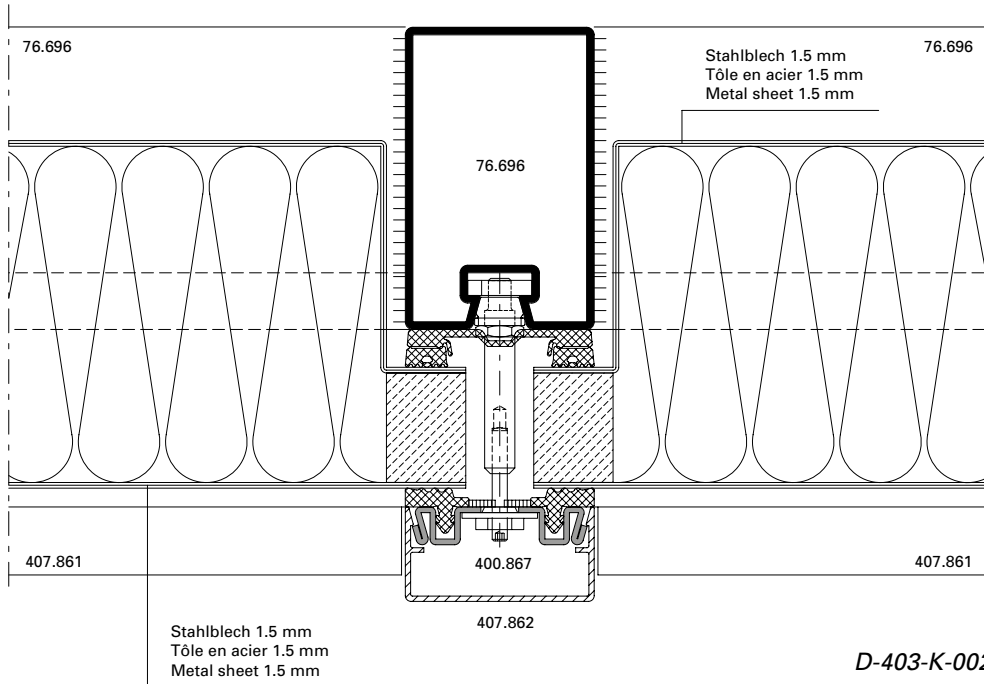
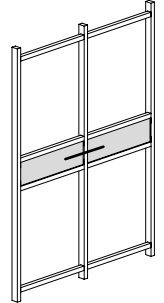
Agencements de panneau

Panel designs



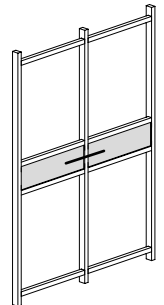
D-403-K-001

EI60
 EI90



D-403-K-002

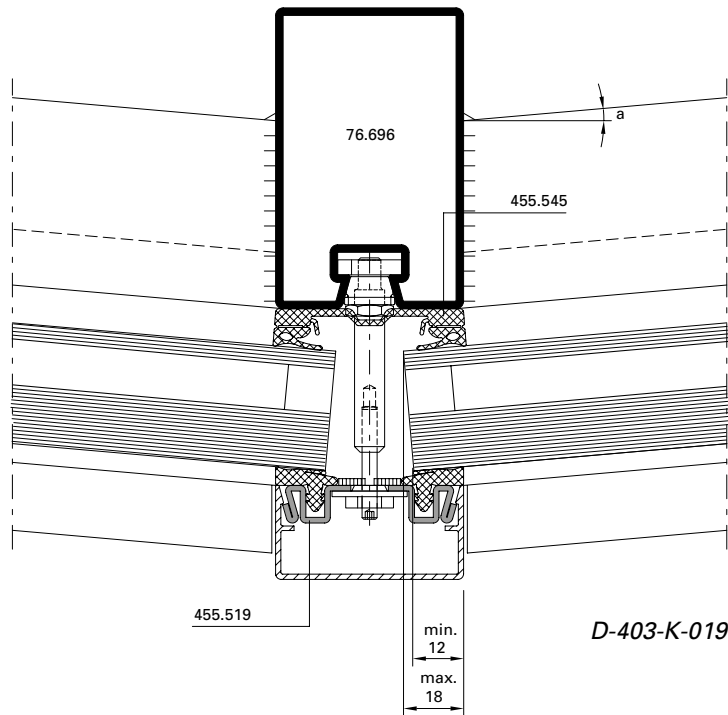
EI60
 EI90



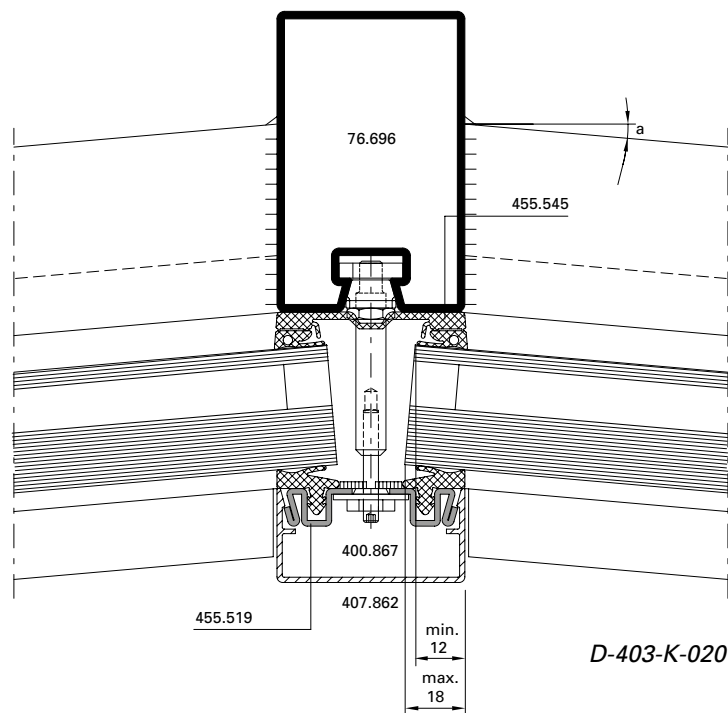
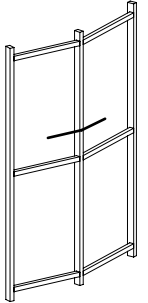
Segment-Pfosten

Montant segment

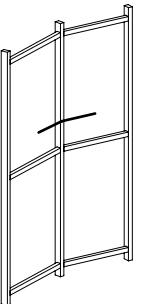
Segmented mullion



EI60
 EI90



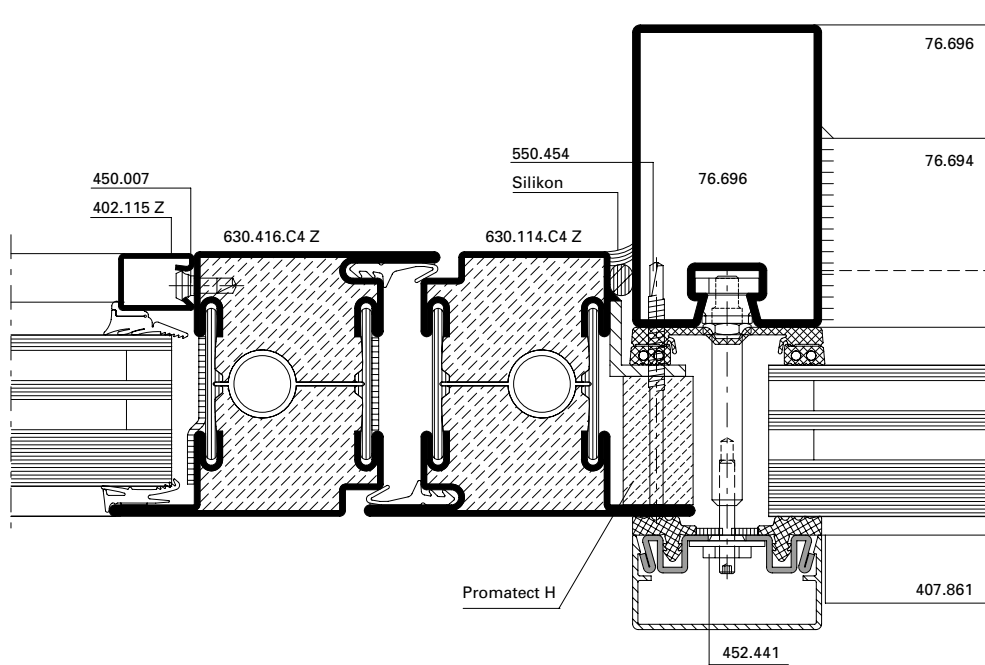
EI60
 EI90



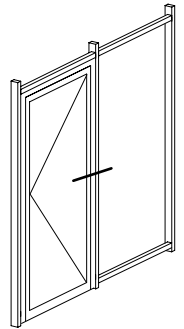
Einsatzelemente Türen

Éléments de remplissage portes

Infill elements doors



EI60
EI90



D-403-K-013

Anschlüsse am Bau im Masstab 1:2
Raccordement au mur à l'échelle 1:2
Attachment to structure on scale 1:2

VISS Fire
 VISS Fire
 VISS Fire

Stahlwinkel / Cornière en acier / Steel angle 40/40/4

Mineralwolle / Laine minérale / Mineral wool

Silikon

76.696

76.694

76.696

407.861

400.867

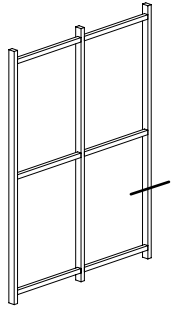
407.862

Promatect H

Alu-Blech / Tôle en alu / Aluminium sheet 2 mm

Silikon

EI60
EI90



D-403-A-001

Stahlwinkel / Cornière en acier / Steel angle 100/40/3

Keramikfaserband
 Bande de fibre de céramique
 Ceramic fibre strip

Mineralwolle / Laine minérale / Mineral wool

Silikon

76.696

76.694

76.696

407.861

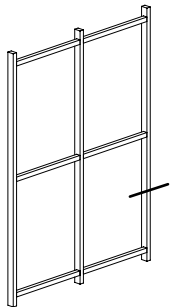
400.867

407.862

Promatect H

Mineralwolle / Laine minérale / Mineral wool

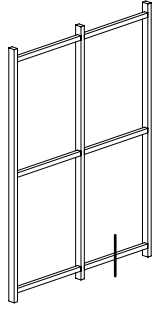
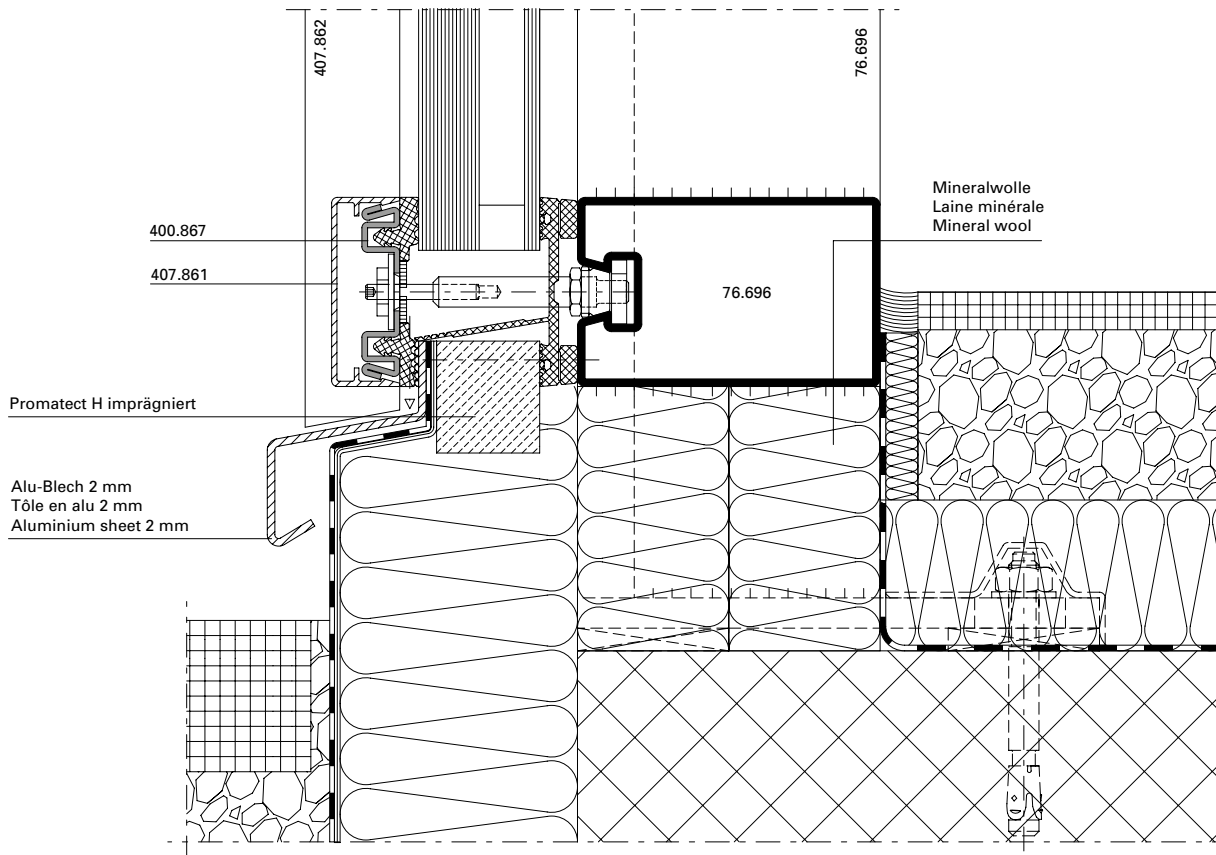
EI60
EI90



D-403-A-002

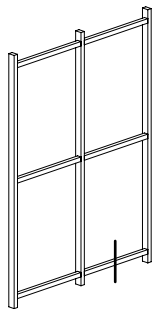
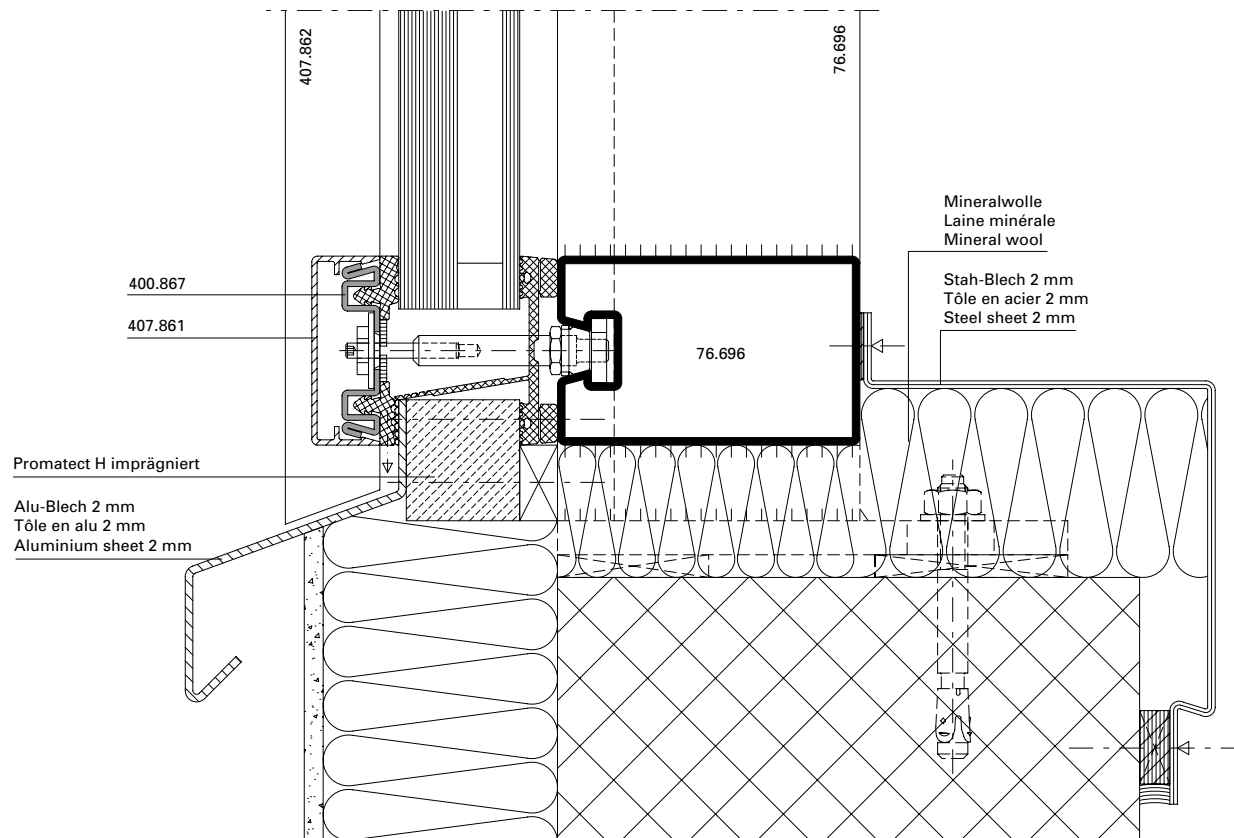
Anschlüsse am Bau im Masstab 1:2
Raccordement au mur à l'échelle 1:2
Attachment to structure on scale 1:2

VISS Fire
 VISS Fire
 VISS Fire



EI60
EI90

D-403-A-007

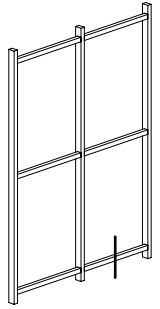
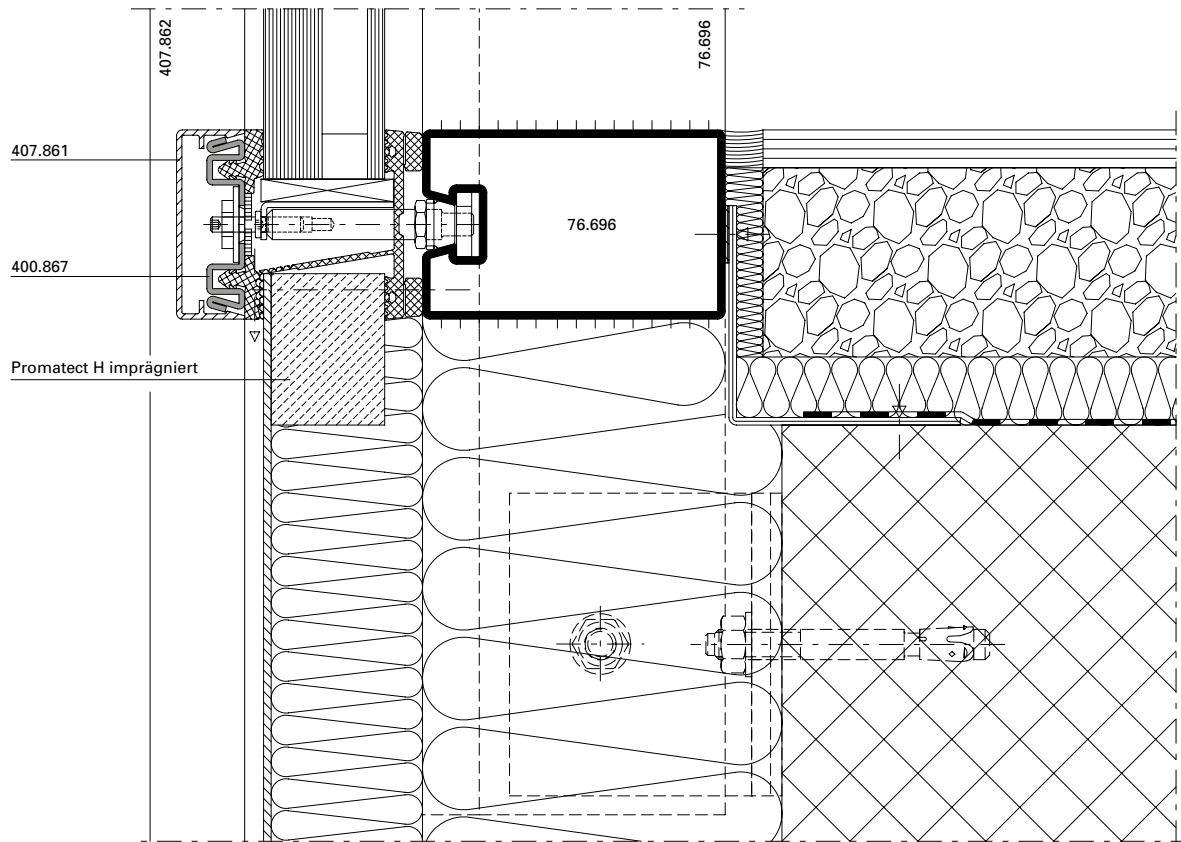


EI60
EI90

D-403-A-008

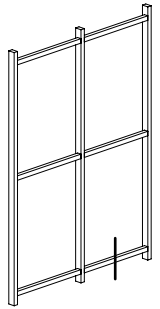
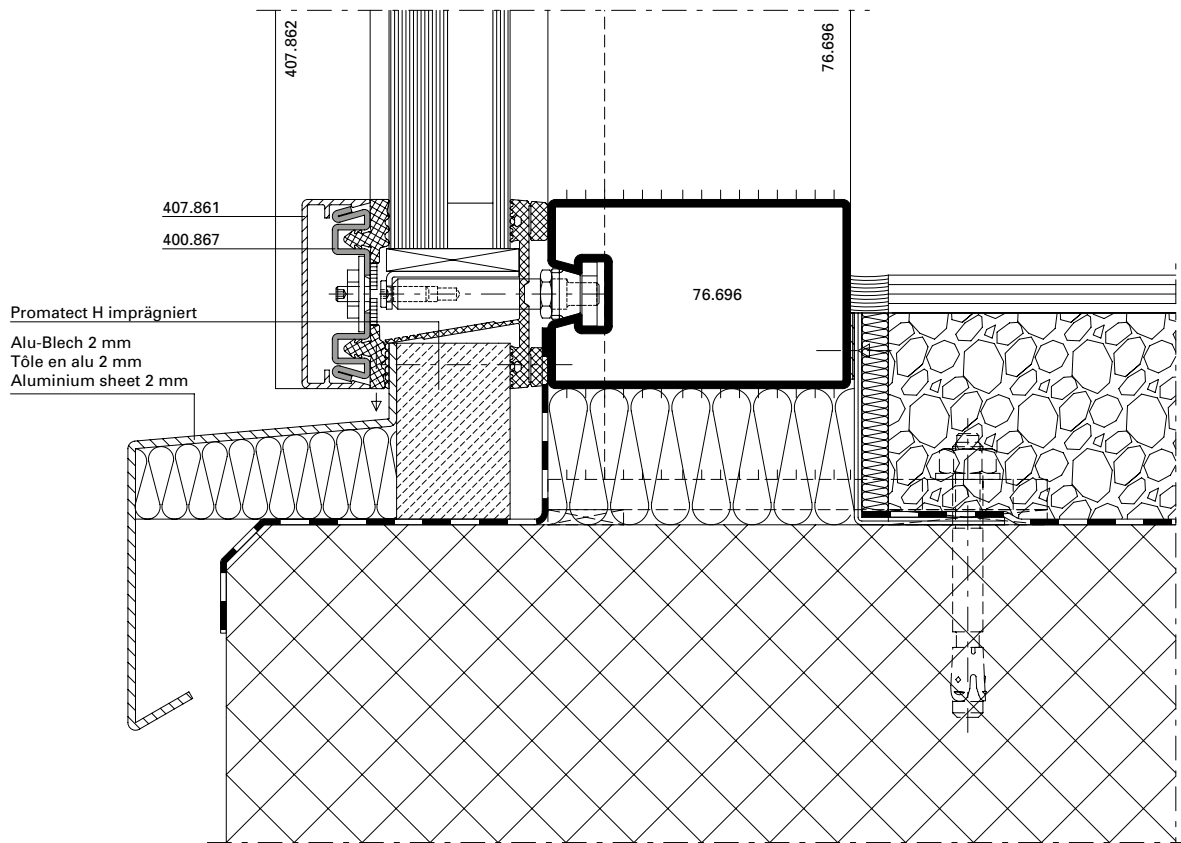
Anschlüsse am Bau im Masstab 1:2
Raccordement au mur à l'échelle 1:2
Attachment to structure on scale 1:2

VISS Fire
 VISS Fire
 VISS Fire



EI60
EI90

D-403-A-009

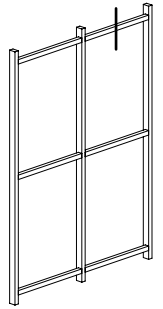
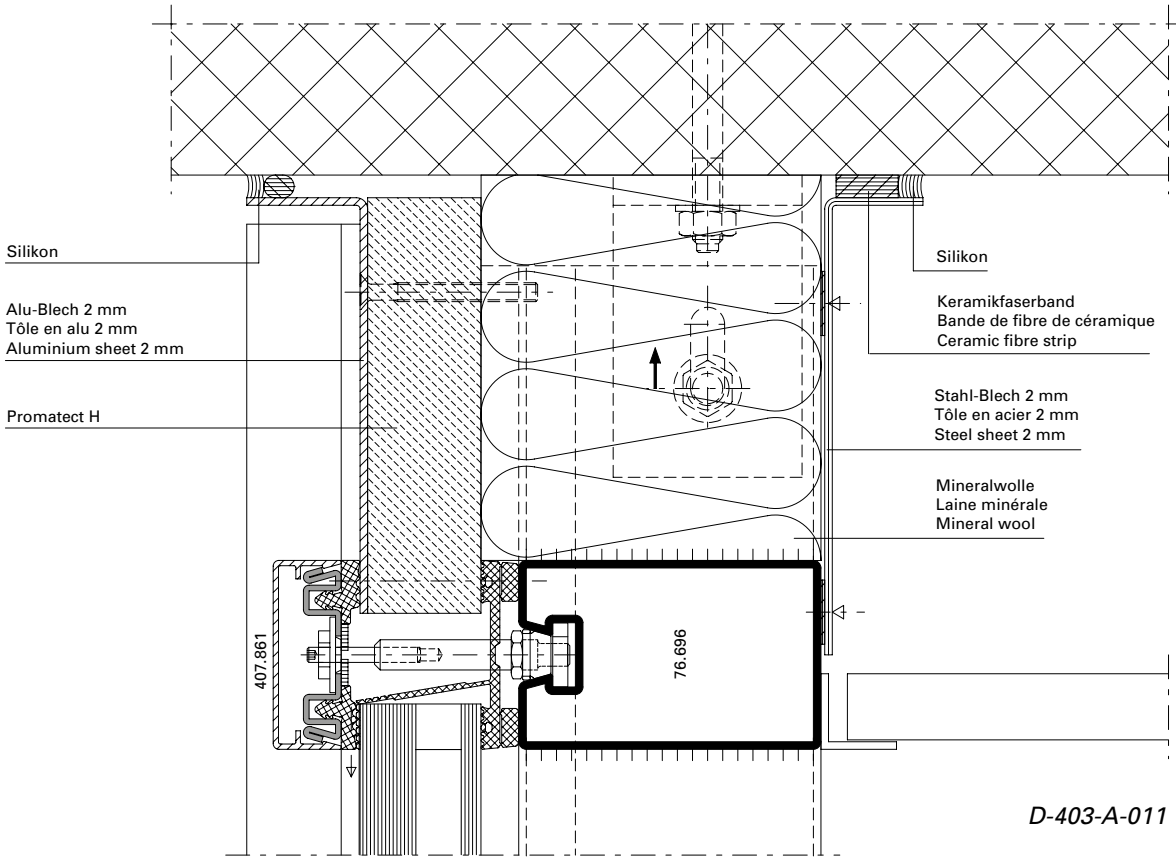


EI60
EI90

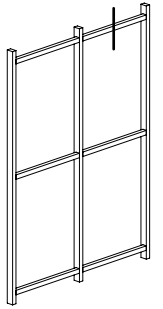
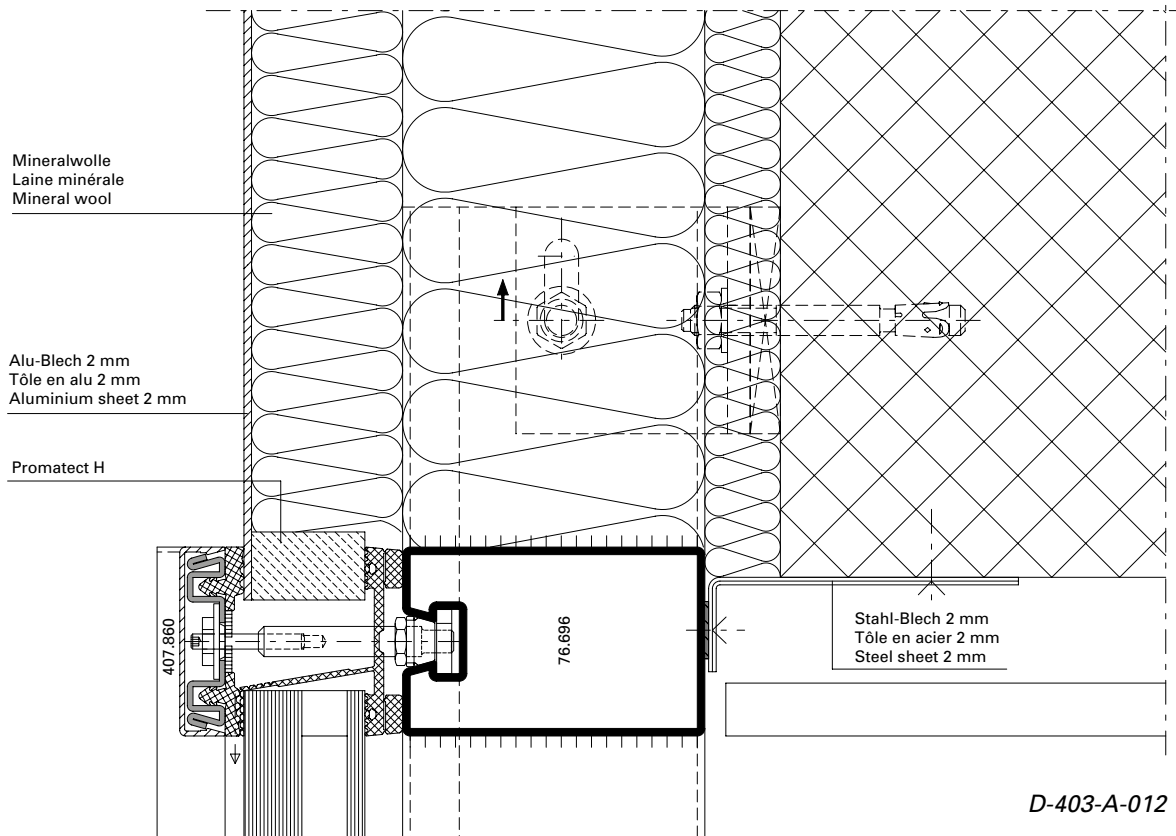
D-403-A-010

Anschlüsse am Bau im Massstab 1:2
Raccordement au mur à l'échelle 1:2
Attachment to structure on scale 1:2

VISS Fire
 VISS Fire
 VISS Fire



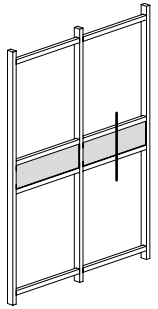
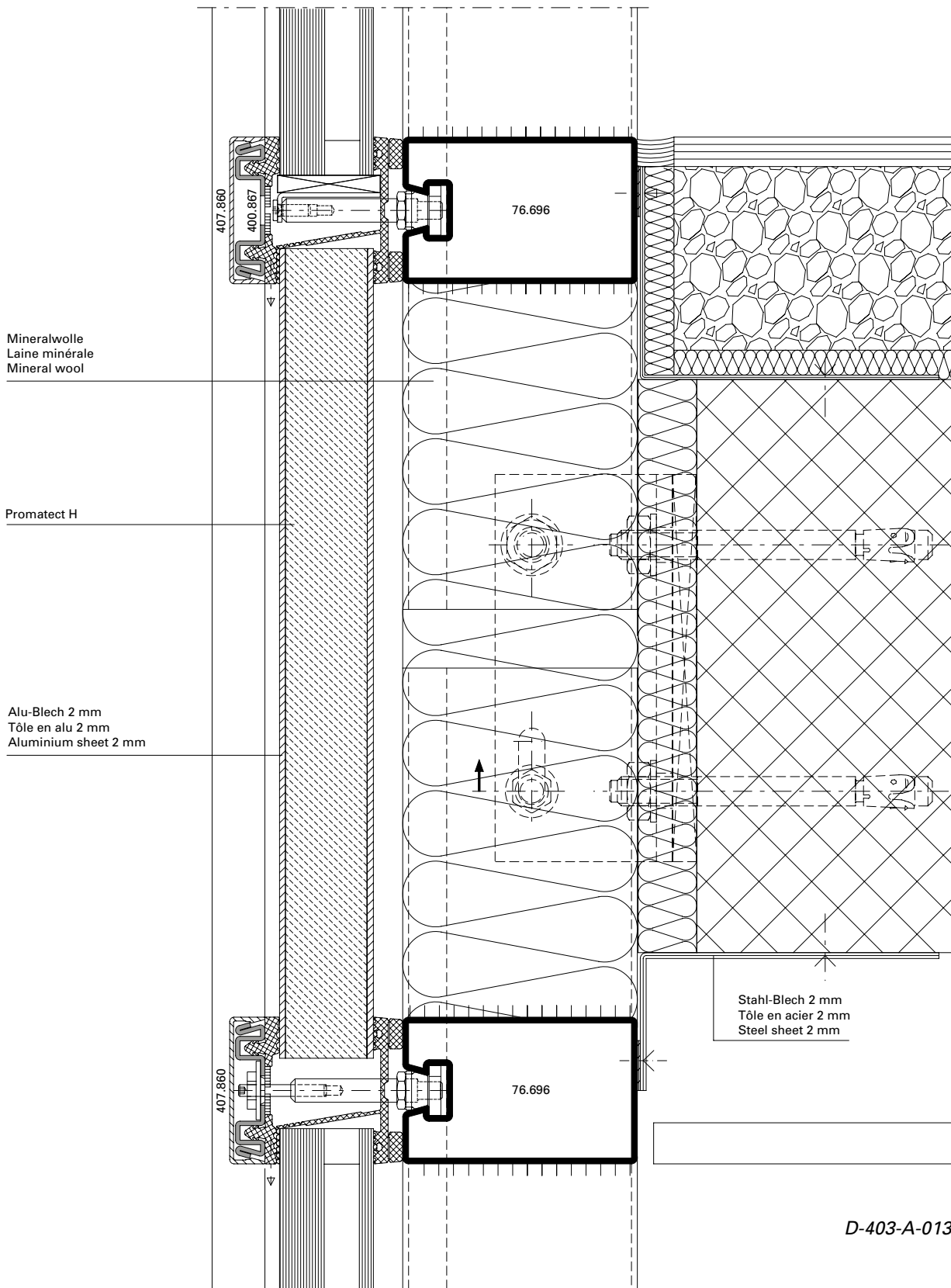
EI60
 EI90



EI60
 EI90

Anschlüsse am Bau im Masstab 1:2
 Raccordement au mur à l'échelle 1:2
 Attachment to structure on scale 1:2

VISS Fire
 VISS Fire
 VISS Fire



EI60
EI90

D-403-A-013

System-Hinweise

Remarques concernant les systèmes

System instructions

VISS Fire

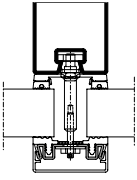
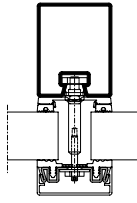
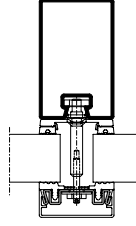
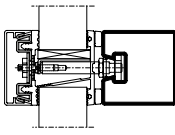
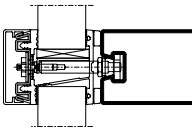
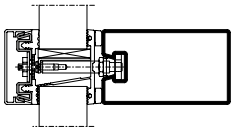
VISS Fire

VISS Fire

**U_f-Werte nach EN 10077-2
VISS Fire TVS (vertikal) 50 mm**

**Valeurs U_f selon EN 10077-2
VISS Fire TVS (vertikal) 50 mm**

**U_f values according to 10077-2
VISS Fire TVS (vertikal) 50 mm**

						
Glas Verre Glass	Pfosten 50/50 Montant 50/50 Mullion 50/50	Pfosten 50/95 Montant 50/95 Mullion 50/95	Pfosten 50/140 Montant 50/140 Mullion 50/140	Riegel 50/50 Traverse 50/50 Transom 50/50	Riegel 50/95 Traverse 50/95 Transom 50/95	Riegel 50/140 Traverse 50/140 Transom 50/140
10 mm	2,1 W/m ² K	2,2 W/m ² K	2,2 W/m ² K	2,2 W/m ² K	2,3 W/m ² K	2,3 W/m ² K
15 mm	1,9 W/m ² K	1,9 W/m ² K	2,0 W/m ² K	2,0 W/m ² K	2,0 W/m ² K	2,0 W/m ² K
20 mm	1,7 W/m ² K	1,8 W/m ² K	1,8 W/m ² K	1,8 W/m ² K	1,9 W/m ² K	1,9 W/m ² K
25 mm	1,7 W/m ² K	1,7 W/m ² K	1,7 W/m ² K	1,7 W/m ² K	1,8 W/m ² K	1,8 W/m ² K
30 mm	1,6 W/m ² K	1,6 W/m ² K	1,6 W/m ² K	1,6 W/m ² K	1,7 W/m ² K	1,7 W/m ² K
35 mm	1,5 W/m ² K	1,5 W/m ² K	1,6 W/m ² K	1,6 W/m ² K	1,6 W/m ² K	1,6 W/m ² K
40 mm	1,5 W/m ² K	1,5 W/m ² K	1,5 W/m ² K	1,5 W/m ² K	1,5 W/m ² K	1,5 W/m ² K
45 mm	1,4 W/m ² K	1,5 W/m ² K	1,5 W/m ² K	1,5 W/m ² K	1,5 W/m ² K	1,5 W/m ² K
50 mm	1,4 W/m ² K	1,4 W/m ² K	1,4 W/m ² K	1,4 W/m ² K	1,4 W/m ² K	1,4 W/m ² K
55 mm	1,4 W/m ² K	1,4 W/m ² K	1,4 W/m ² K	1,4 W/m ² K	1,4 W/m ² K	1,4 W/m ² K
70 mm	1,4 W/m ² K	1,4 W/m ² K	1,4 W/m ² K	1,4 W/m ² K	1,4 W/m ² K	1,4 W/m ² K

Der Einfluss der Schraubenbefestigung in Höhe von 0.3 W/m²K ist berücksichtigt.

Einbau mit Edelstahl-Anpressprofil und schwer entflammaren Dichtungen.

L'influence de la fixation à vis de 0.3 W/m²K est prise en compte.

Montage avec profilé de fixation en acier inox et joints difficilement combustible.

The 0.3 W/m²K influence of the screw fixing is taken into account.

Installation with stainless steel clamping section and flame retardant gaskets.

Systemübersicht

Merkmale
Zulassungen
Typenübersicht

Sommaire du système

Caractéristiques
Homologations
Sommaire des types

Summary of system

Characteristics
Authorisations
Summary of types

112

Konstruktions-Hinweise Klasse E30

Schnittpunkte
Konstruktionsdetails
Anschlüsse am Bau

Consignes de construction classe E30

Coupes de détails
Détails de construction
Raccordement au mur

Construction instructions class E30

Section details
Construction details
Attachment to structure

116

Konstruktions-Hinweise Klasse EI90

Schnittpunkte
Konstruktionsdetails
Anschlüsse am Bau

Consignes de construction classe EI

Coupes de détails
Détails de construction
Raccordement au mur

Construction instructions class EI

Section details
Construction details
Attachment to structure

121

Alle Ausführungen dieser Dokumentation haben wir sorgfältig und nach bestem Wissen zusammengestellt. Wir können aber keine Verantwortung für die Benützung der vermittelten Vorschläge und Daten übernehmen. Wir behalten uns technische Änderungen ohne Vorankündigung vor.

Nous avons apporté le plus grand soin à l'élaboration de cette documentation. Cependant, nous déclinons toute responsabilité pour l'utilisation faite de nos propositions et de nos données. Nous nous réservons le droit de procéder à des modifications techniques sans préavis.

All the information contained in this documentation is given to the best of our knowledge and ability. However, we decline all responsibility for the use made of these suggestions and data. We reserve the right to effect technical modifications without prior warning.

Merkmale
Caractéristiques
Characteristics

VISS Fire DV
VISS Fire DV
VISS Fire DV

VISS Fire DV

Wärmegeämmte Pfosten-Riegel-
konstruktion für Brandschutz-
Fassaden (**Innenanwendung trocken**).

Anwendung:
E30 / E60 / E90
EI30 / EI60 / EI90

VISS Fire DV

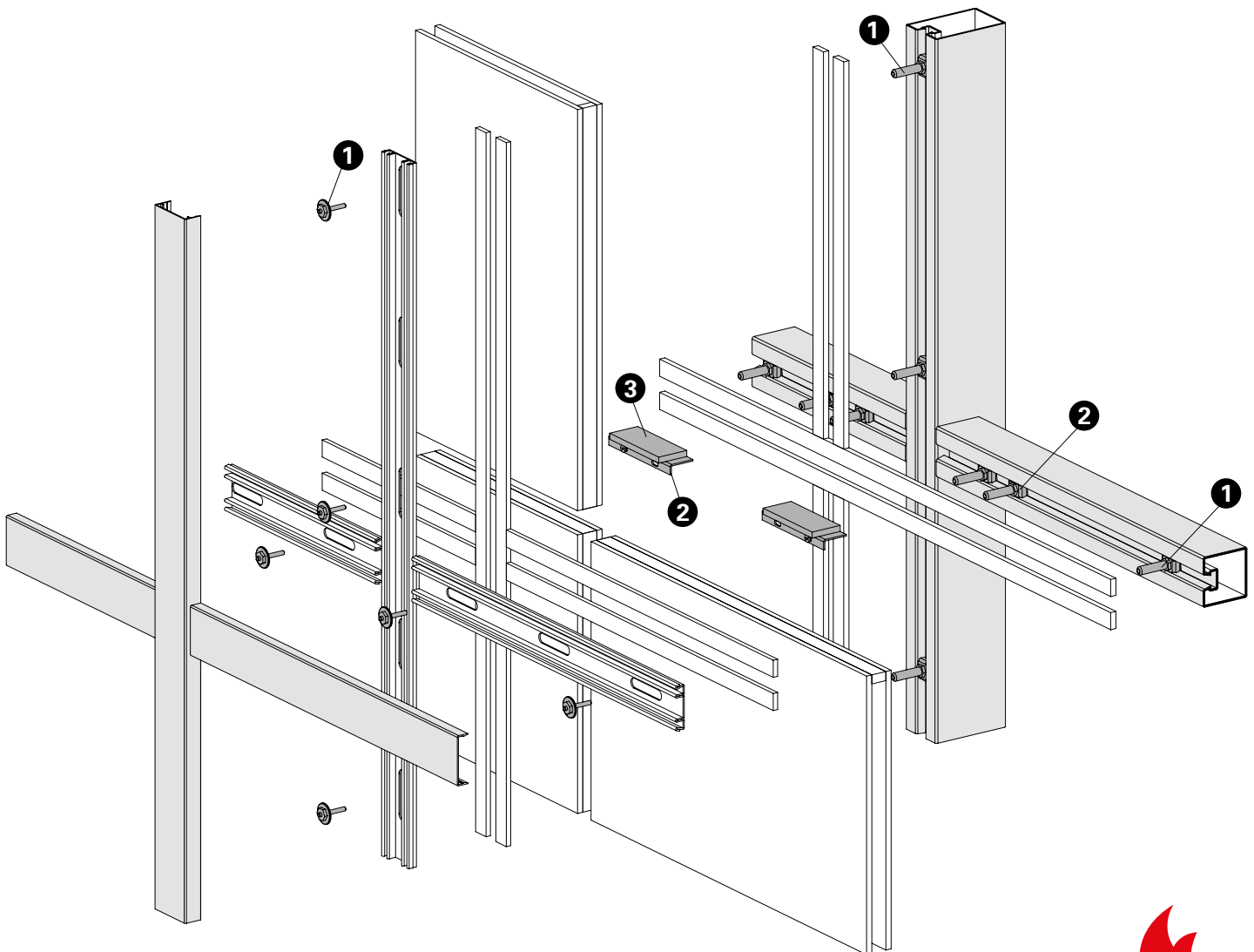
Construction à montants et traverses
à rupture de pont thermique pour
les façades de protection incendie
(**application intérieure sèche**).


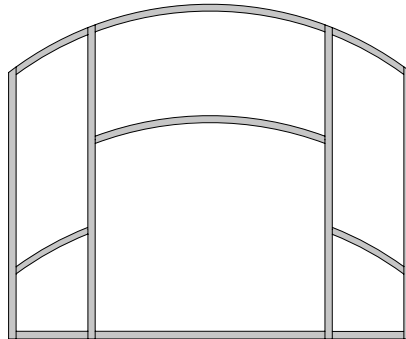
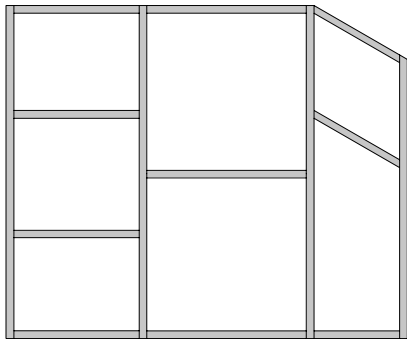

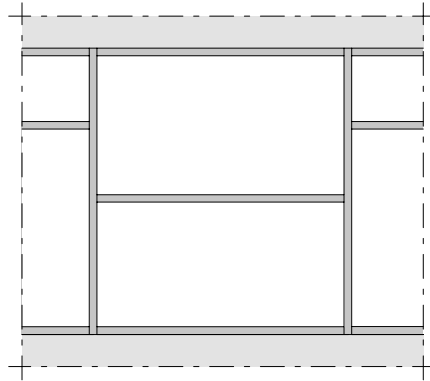

Application:
E30 / E60 / E90
EI30 / EI60 / EI90

VISS Fire DV

Fully insulated curtain walling
system for fire protection façades
(**inside application dry**).

Application:
E30 / E60 / E90
EI30 / EI60 / EI90





VISS Fire DV
Brandschutzverglasung Klasse E

VISS Fire DV
Vitrage pare-flammes Classe E

VISS Fire DV
Fire protection glazing Class E

CH: R30
SBZ 8155
E60
SBZ 14647 / SBZ 14648

CH: R30
SBZ 8155
E60
SBZ 14647 / SBZ Z 14648

CH: R30
SBZ 8155
E60
SBZ 14647 / SBZ Z 14648

DE: G30
Z-19-14-590
Z-19.14-1214
G60
Z-19.14-1216
G90
Z-19.14-1563
DIBt Berlin

DE: G30
Z-19-14-590
Z-19.14-1214
G60
Z-19.14-1216
G90
Z-19.14-1563
DIBt Berlin

DE: G30
Z-19-14-590
Z-19.14-1214
G60
Z-19.14-1216
G90
Z-19.14-1563
DIBt Berlin

Pfosten-Riegel-Verbindung
AbZ Z-14.4-467 (T-Verbinder)

Jonction montant-traverse
AbZ Z-14.4-467 (Raccord en T)

Mullion-transom connection
AbZ Z-14.4-467 (Connecting spigot)

A: E30 / EW30
E60 / EW60
E90 / EW90
Klassifizierungsbericht
Nr. 100 308 27-4 IBS Linz

A: E30 / EW30
E60 / EW60
E90 / EW90
Klassifizierungsbericht
Nr. 100 308 27-4 IBS Linz

A: E30 / EW30
E60 / EW60
E90 / EW90
Klassifizierungsbericht
Nr. 100 308 27-4 IBS Linz

F: Pare-flammes 30', 45', 60', 90'
Divers Procès-verbaux
efectis france

F: Pare-flammes 30', 45', 60', 90'
Divers Procès-verbaux
efectis france

F: Pare-flammes 30', 45', 60', 90'
Divers Procès-verbaux
efectis france

GB: Vertikal
Integrity 1/2 h, 1 h, 1 1/2 h, 2 h
BS 476:Part 22:1987
CC 204234A, Rev. 3
BRE GB-Bucknalls Lane,
Harston, Watford, Herfordshire

GB: Vertikal
Integrity 1/2 h, 1 h, 1 1/2 h, 2 h
BS 476:Part 22:1987
CC 204234A, Rev. 3
BRE GB-Bucknalls Lane,
Harston, Watford, Herfordshire

GB: Vertikal
Integrity 1/2 h, 1 h, 1 1/2 h, 2 h
BS 476:Part 22:1987
CC 204234A, Rev. 3
BRE GB-Bucknalls Lane,
Harston, Watford, Herfordshire

Schräg
Integrity 1/2 h, 1 h
BS 476:Part 22:1987
CC 223495
BRE GB-Bucknalls Lane,
Harston, Watford, Herfordshire

Oblique
Integrity 1/2 h, 1 h
BS 476:Part 22:1987
CC 223495
BRE GB-Bucknalls Lane,
Harston, Watford, Herfordshire

Sloping
Integrity 1/2 h, 1 h
BS 476:Part 22:1987
CC 223495
BRE GB-Bucknalls Lane,
Harston, Watford, Herfordshire

Die landesspezifischen
Brandschutz-Zulassungen bzw.
deren Bestimmungen und
Vorschriften sind zu beachten.

Les certificats de protection
incendie spécifiques au pays,
leurs dispositions et leurs
prescriptions doivent être respectés.

Fire-protection approvals or
applicable national regulations
and determinations must be
observed.

Zulassungen/Prüfungen
Homologations/Essais
Authorisations/Tests

VISS Fire DV
VISS Fire DV
VISS Fire DV

VISS Fire DV
Brandschutzverglasung Klasse EI

VISS Fire DV
Vitrage coupe feu Classe EI

VISS Fire DV
Fire protection glazing Class EI

DE: F30
Z-19-14-1592

F90
Z-19-14-1730

Pfosten-Riegel-Verbindung
AbZ Z-14.4-467 (T-Verbinder)

DE: F30
Z-19-14-1592

F90
Z-19-14-1730

Jonction montant-traverse
AbZ Z-14.4-467 (Raccord en T)

DE: F30
Z-19-14-1592

F90
Z-19-14-1730

Mullion-transom connection
AbZ Z-14.4-467 (Connecting spigot)

A: EI30 / EI60
Klassifizierungsbericht
Nr. 100 308 27-4 IBS Linz

A: EI30 / EI60
Klassifizierungsbericht
Nr. 100 308 27-4 IBS Linz

A: EI30 / EI60
Klassifizierungsbericht
Nr. 100 308 27-4 IBS Linz

F: Coupe feu 30', 45', 60', 90'
Divers Procès-verbaux
efectis france

F: Coupe feu 30', 45', 60', 90'
Divers Procès-verbaux
efectis france

F: Coupe feu 30', 45', 60', 90'
Divers Procès-verbaux
efectis france

GB: Vertikal
Integrity 1/2 h, 1 h, 1 1/2 h, 2 h
BS 476:Part 22:1987
CC 204234A, Rev. 3
BRE GB-Bucknalls Lane,
Harston, Watford, Herfordshire

GB: Vertikal
Integrity 1/2 h, 1 h, 1 1/2 h, 2 h
BS 476:Part 22:1987
CC 204234A, Rev. 3
BRE GB-Bucknalls Lane,
Harston, Watford, Herfordshire

GB: Vertikal
Integrity 1/2 h, 1 h, 1 1/2 h, 2 h
BS 476:Part 22:1987
CC 204234A, Rev. 3
BRE GB-Bucknalls Lane,
Harston, Watford, Herfordshire

Schräg
Integrity 1/2 h, 1 h
BS 476:Part 22:1987
CC 223495
BRE GB-Bucknalls Lane,
Harston, Watford, Herfordshire

Oblique
Integrity 1/2 h, 1 h
BS 476:Part 22:1987
CC 223495
BRE GB-Bucknalls Lane,
Harston, Watford, Herfordshire

Sloping
Integrity 1/2 h, 1 h
BS 476:Part 22:1987
CC 223495
BRE GB-Bucknalls Lane,
Harston, Watford, Herfordshire

Die landesspezifischen
Brandschutz-Zulassungen bzw.
deren Bestimmungen und
Vorschriften sind zu beachten.

Les certificats de protection
incendie spécifiques au pays,
leurs dispositions et leurs
prescriptions doivent être respectés.

Fire-protection approvals or
applicable national regulations
and determinations must be
observed.

Schnittpunkte
Coupe de détails
Section details

VISS Fire DV
VISS Fire DV
VISS Fire DV



VISS Fire DV
Brandschutzverglasung
Klasse E

Hinweis:

Bei der Auswahl von Schnittpunkten, Konstruktions-Details und Bauanschlüssen sind die landesspezifischen Brandschutz-Zulassungen und Vorschriften zwingend zu beachten!



VISS Fire DV
Vitrage pare-flammes
Classe E

Note:

Les certificats de protection incendie et les prescriptions spécifiques au pays doivent être impérativement respectés lors du choix des coupe de détails, des détails de construction et des raccordements au mur!



VISS Fire DV
Fire protection glazing
Class E

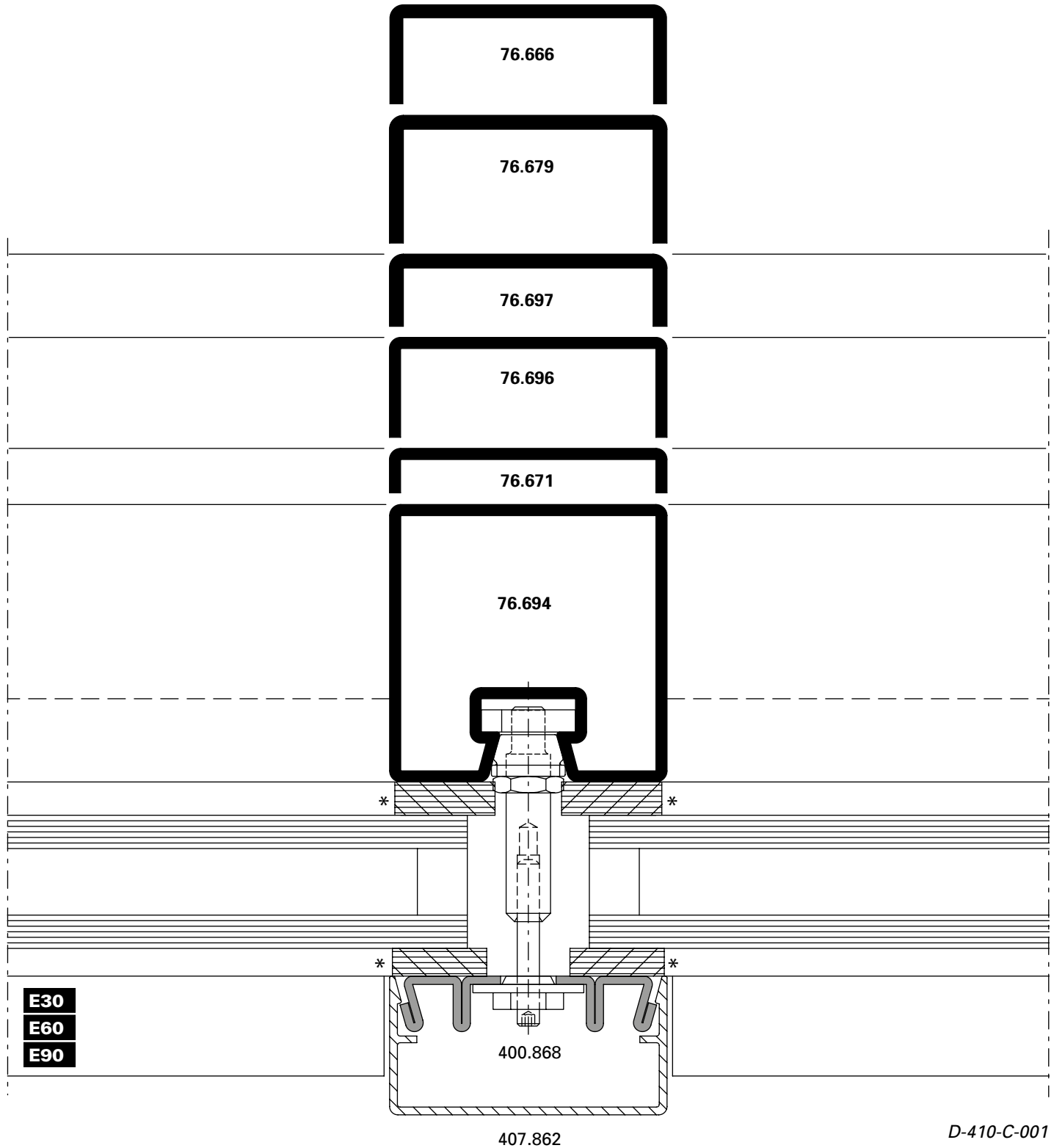
Note:

When selecting section details, construction details and attachment to structure, the national fire-protection approvals and regulations must be observed (mandatory)!

Pfosten-Detail

Détail du montant

Detail of mullion



D-410-C-001

* wahlweise Silikon-Abdichtung
 (DIN 4102-B1)

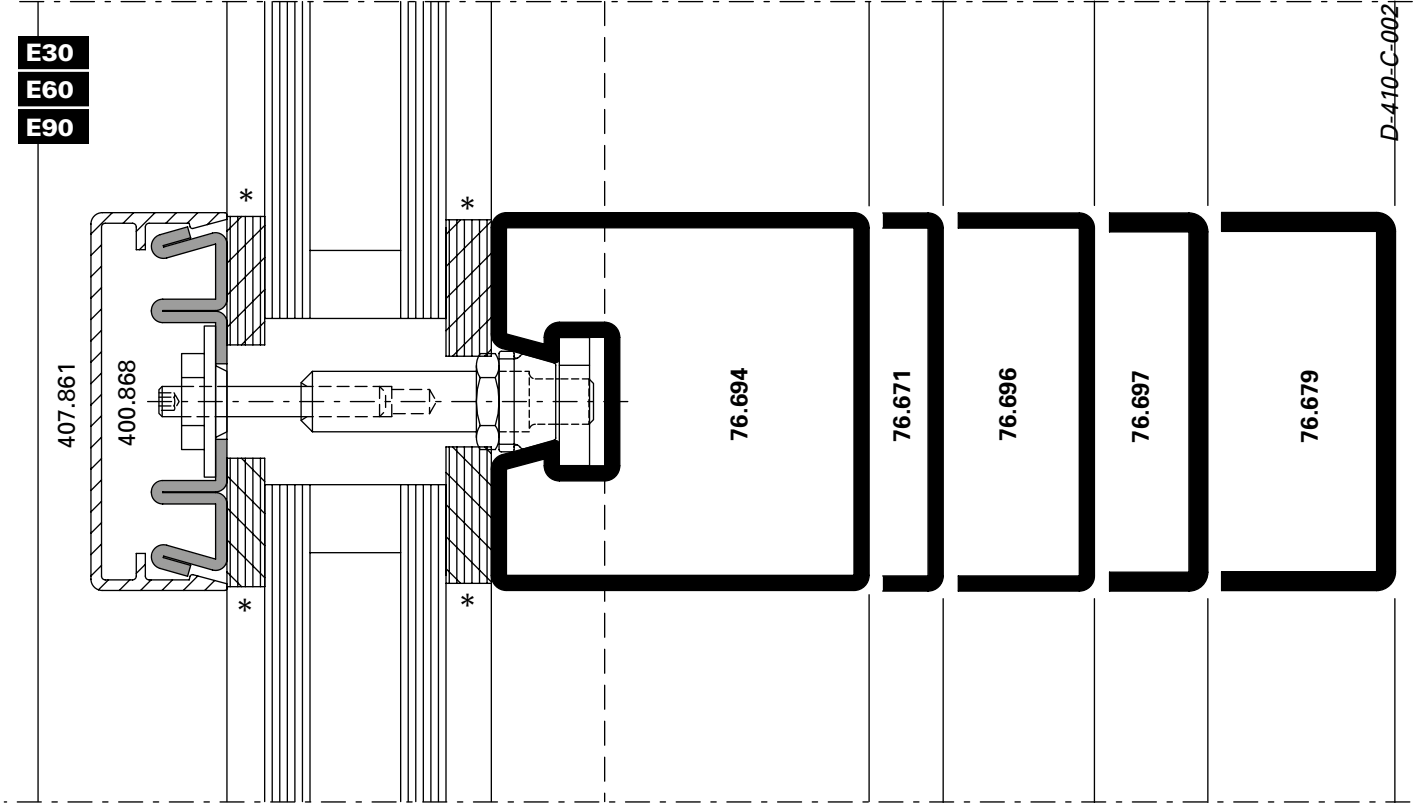
* Au choix étanchéité silicone
 (DIN 4102-B1)

* Optional silicone seal (DIN 4102-B1)

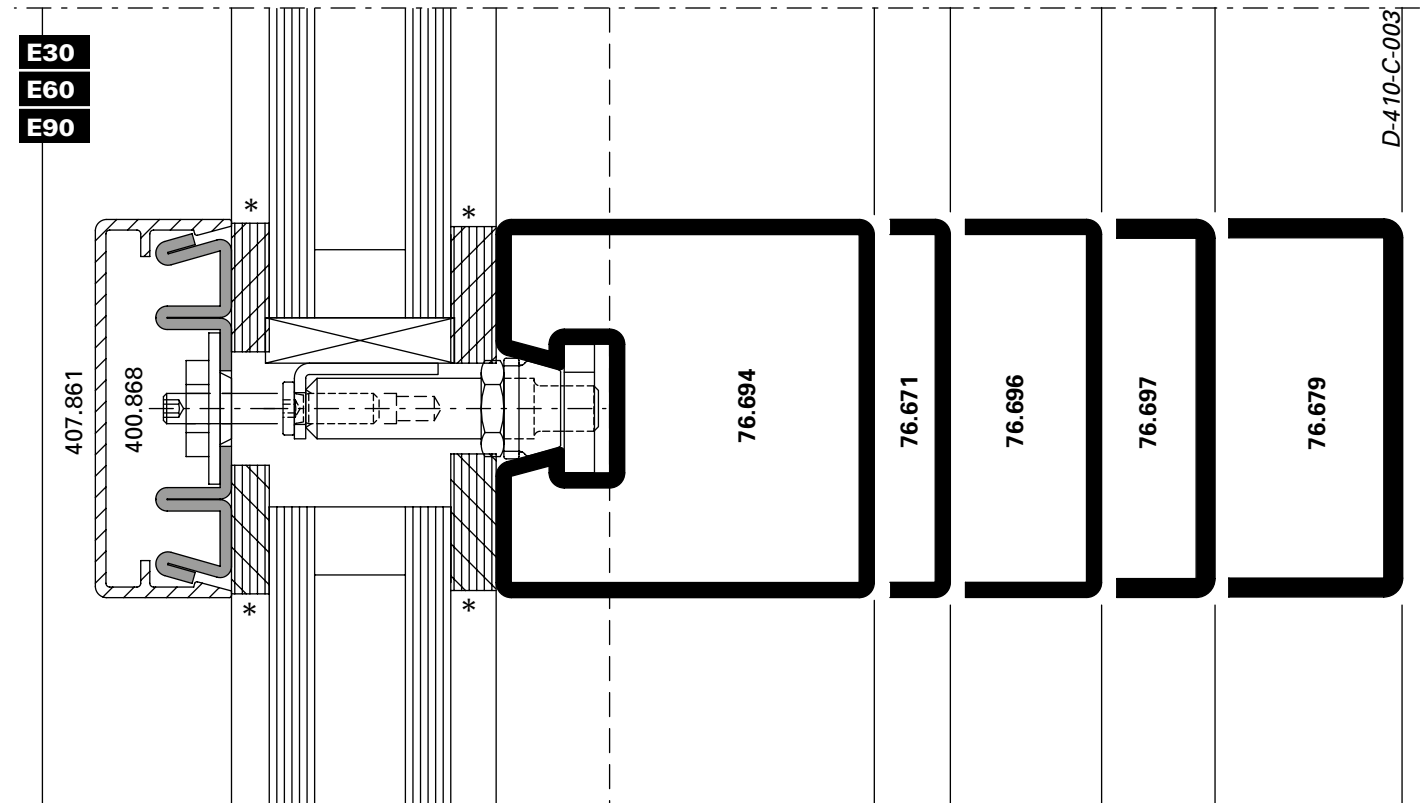
Riegel-Detail

Détail de la traverse

Detail of transom



D-410-C-002

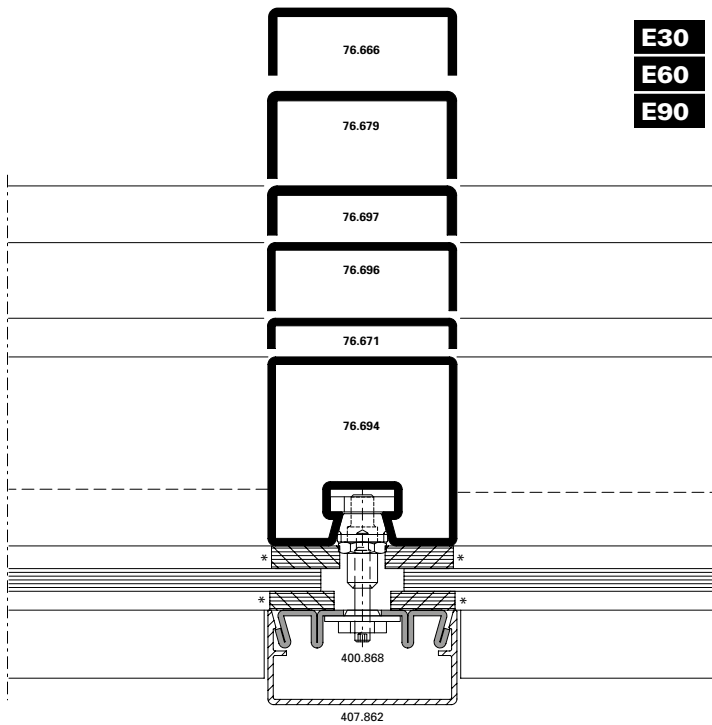


D-410-C-003

Pfosten-Detail

Détail du montant

Detail of mullion

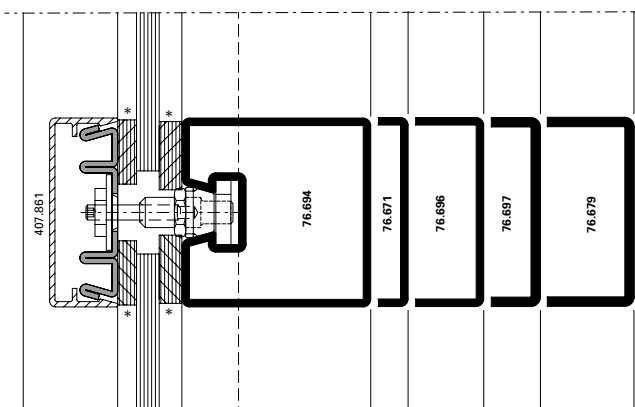


D-410-C-004

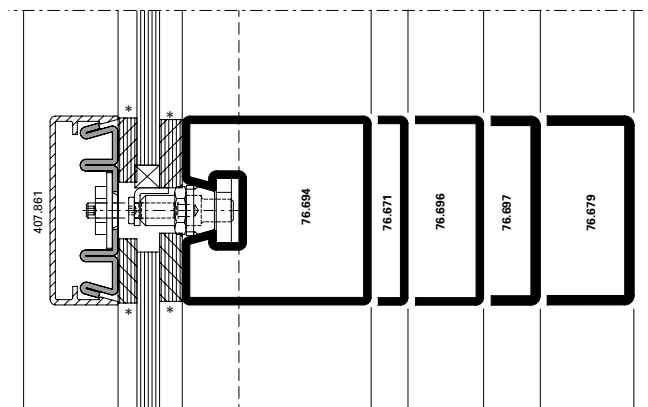
Riegel-Detail

Détail de la traverse

Detail of transom



D-410-C-005



D-410-C-006

* wahlweise Silikon-Abdichtung
 (DIN 4102-B1)

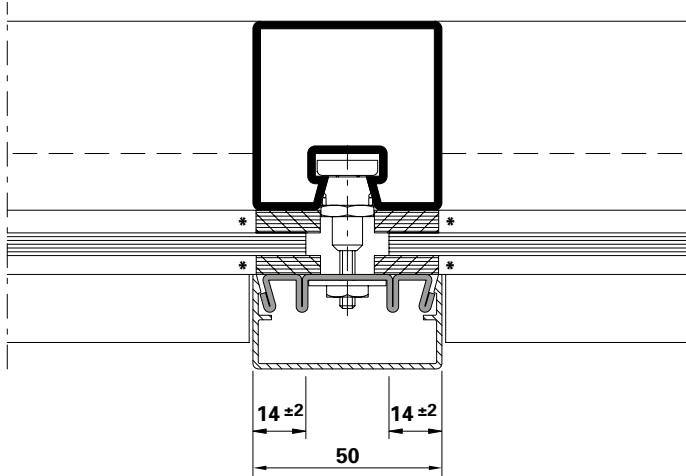
* Au choix étanchéité silicone
 (DIN 4102-B1)

* Optional silicone seal (DIN 4102-B1)

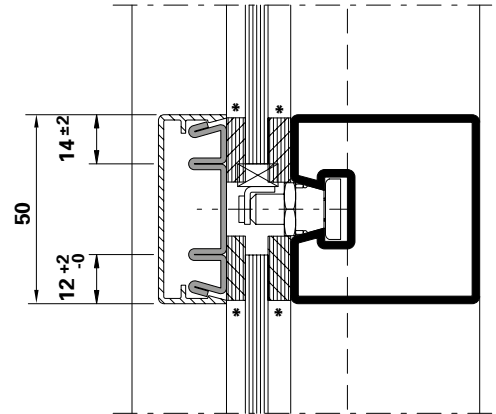
Glaseinstand

Prise en feuillure

Glass edge cover



E30
E60
E90



Die landesspezifischen
Brandschutz-Zulassungen bzw.
deren Bestimmungen und
Vorschriften sind zu beachten.

Les certificats de protection
incendie spécifiques au pays,
leurs dispositions et leurs
prescriptions doivent être respectés.

Fire-protection approvals or
applicable national regulations
and determinations must be
observed.

* wahlweise Silikon-Abdichtung
(DIN 4102-B1)

* Au choix étanchéité silicone
(DIN 4102-B1)

* Optional silicone seal (DIN 4102-B1)



VISS Fire DV
Brandschutzverglasung
Klasse EI

Hinweis:

Bei der Auswahl von Schnittpunkten, Konstruktions-Details und Bauanschlüssen sind die landesspezifischen Brandschutz-Zulassungen und Vorschriften zwingend zu beachten!



VISS Fire DV
Vitrage coupe feu
Classe EI

Note:

Les certificats de protection incendie et les prescriptions spécifiques au pays doivent être impérativement respectés lors du choix des coupe de détails, des détails de construction et des raccordements au mur!



VISS Fire DV
Fire protection glazing
Class EI

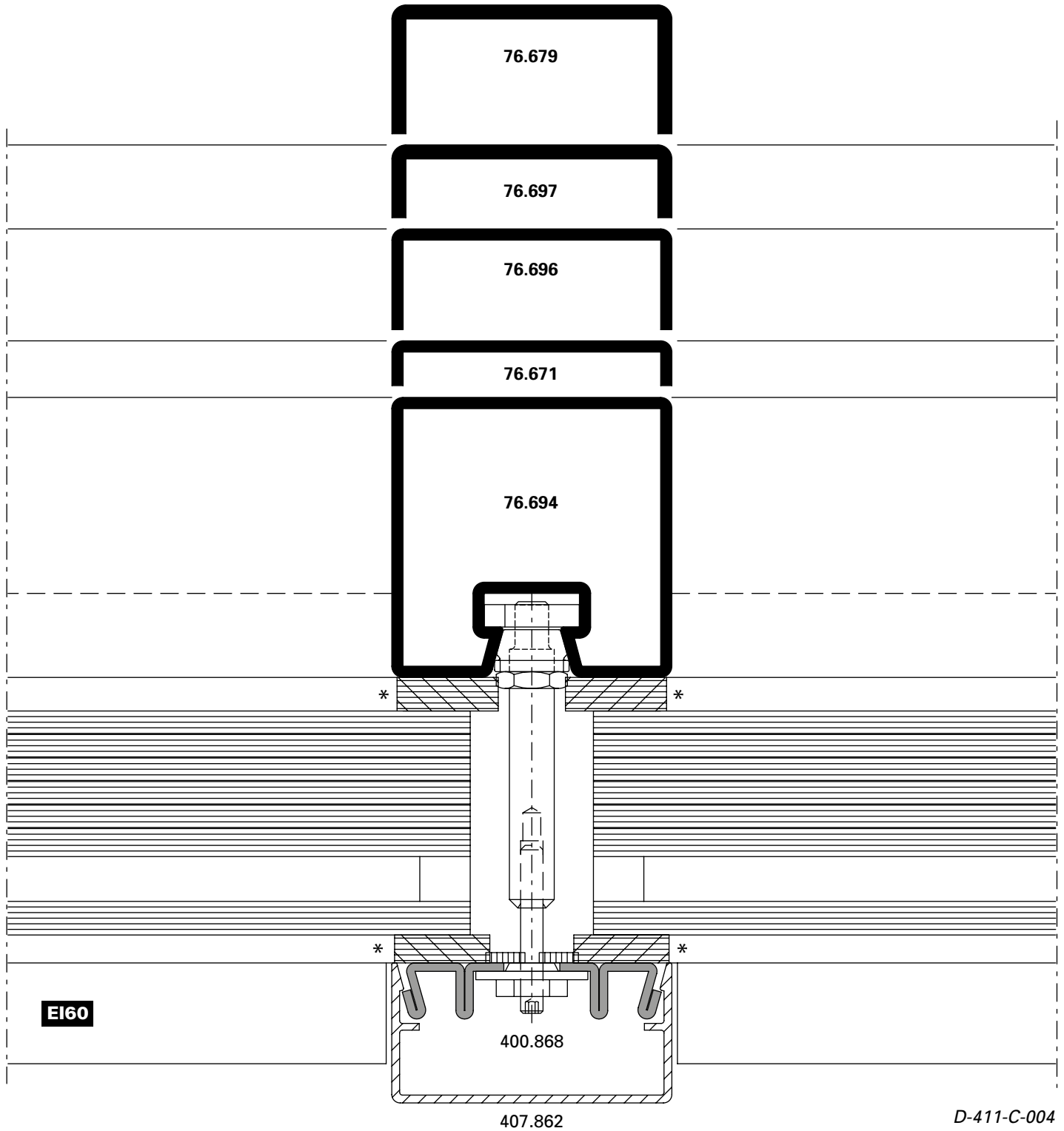
Note:

When selecting section details, construction details and attachment to structure, the national fire-protection approvals and regulations must be observed (mandatory)!

Pfosten-Detail

Détail du montant

Detail of mullion



* wahlweise Silikon-Abdichtung
 (DIN 4102-B1)

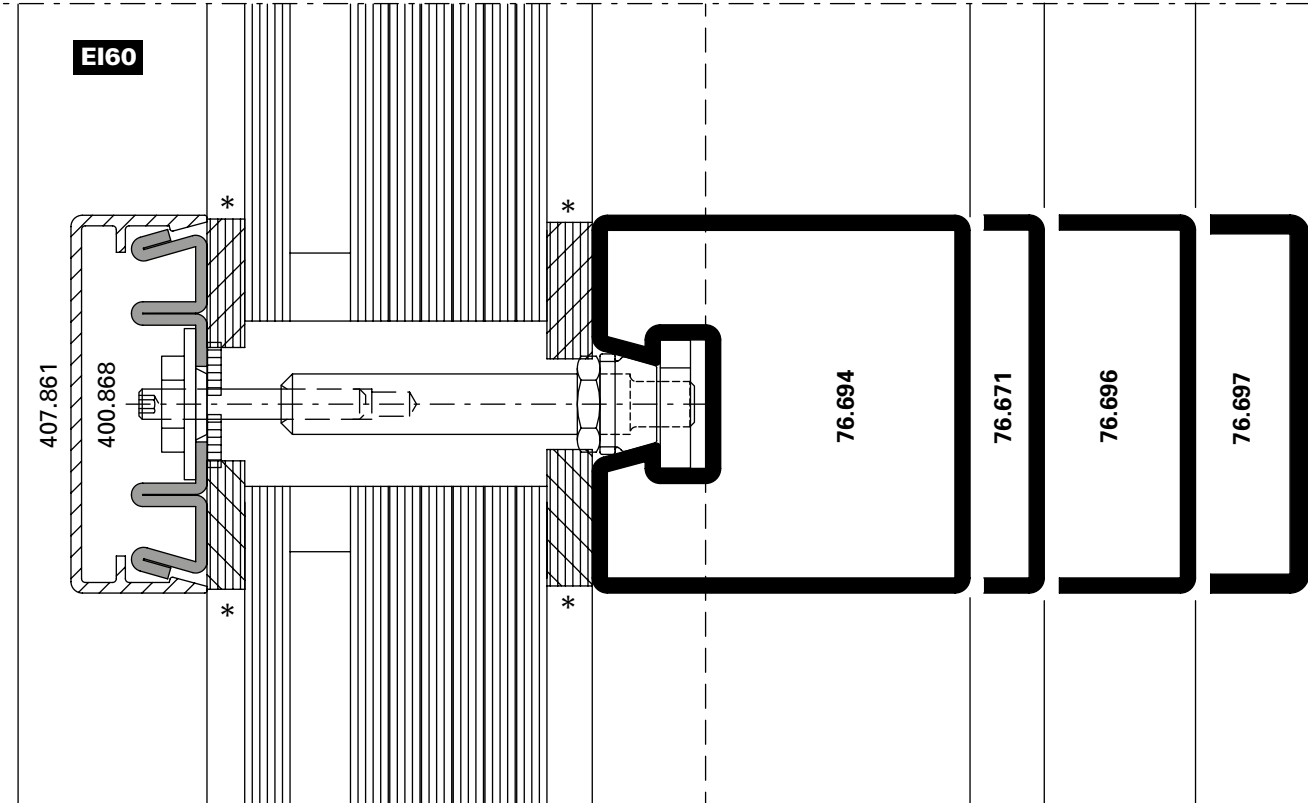
* Au choix étanchéité silicone
 (DIN 4102-B1)

* Optional silicone seal (DIN 4102-B1)

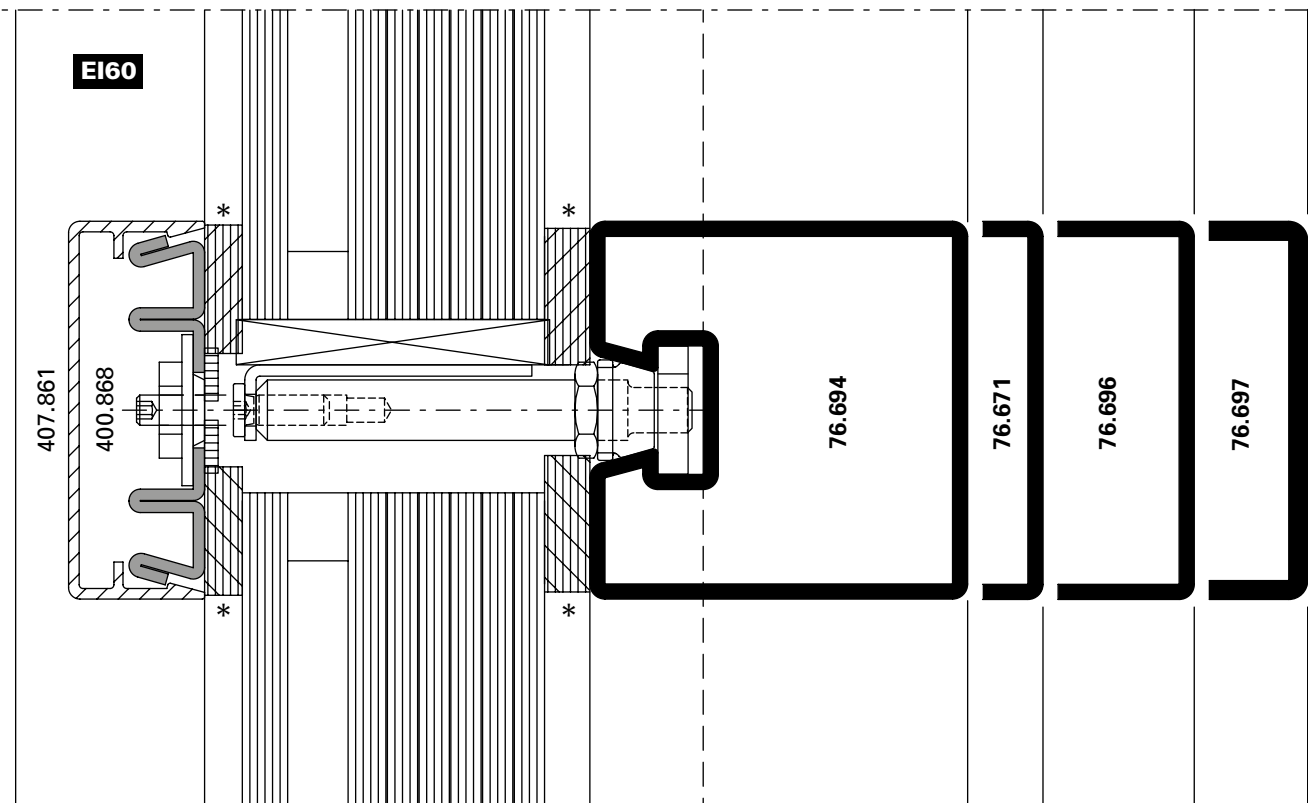
Riegel-Detail

Détail de la traverse

Detail of transom



D-411-C-005

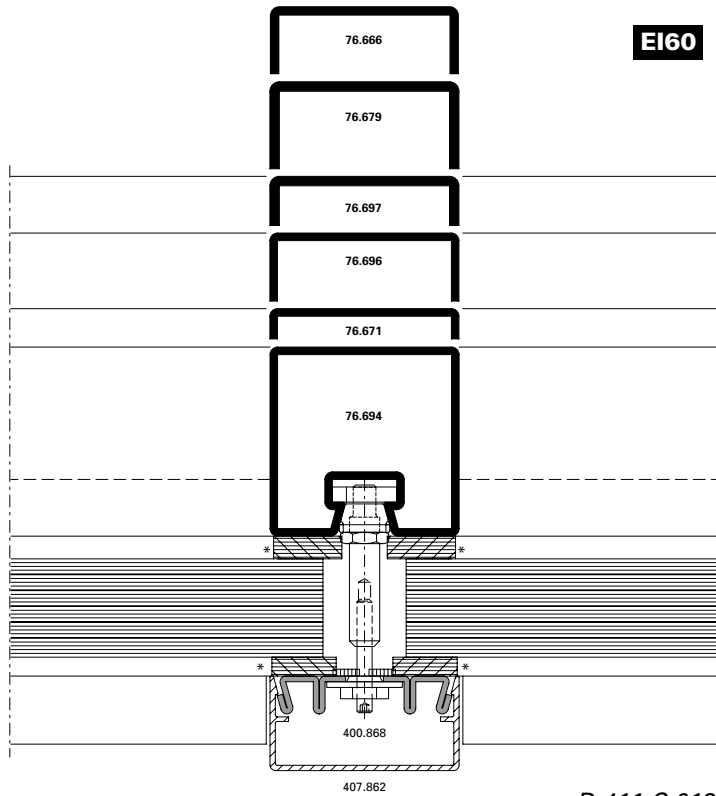


D-411-C-006

Pfosten-Detail

Détail du montant

Detail of mullion

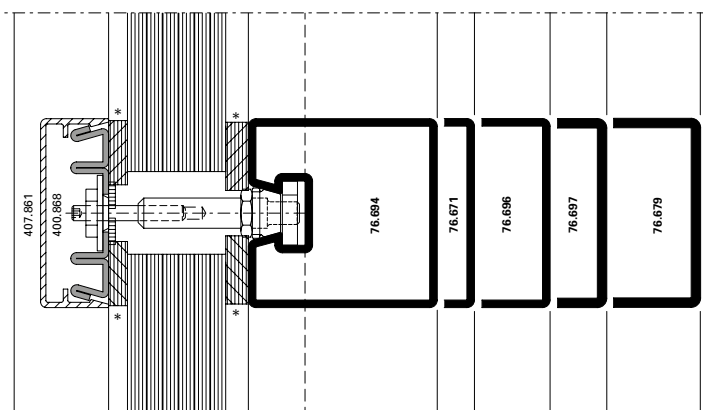


D-411-C-013

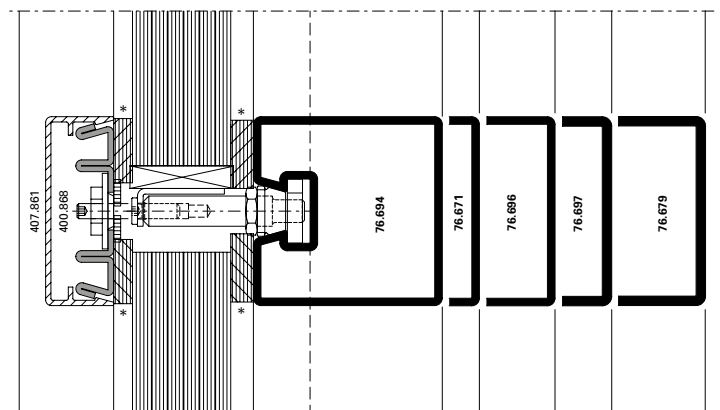
Riegel-Detail

Détail de la traverse

Detail of transom



D-411-C-014



D-411-C-015

E160

E160

* wahlweise Silikon-Abdichtung
 (DIN 4102-B1)

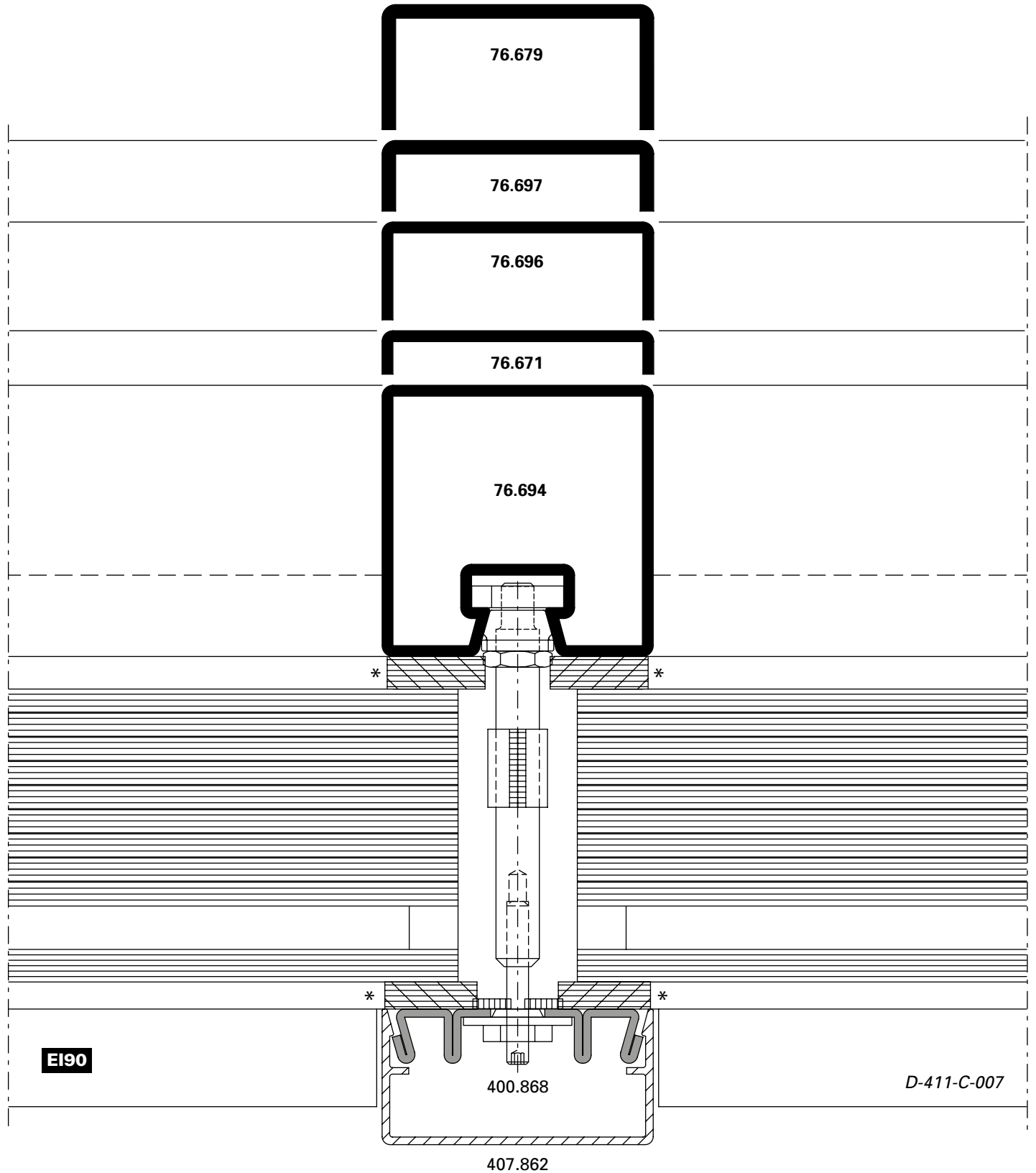
* Au choix étanchéité silicone
 (DIN 4102-B1)

* Optional silicone seal (DIN 4102-B1)

Pfosten-Detail

Détail du montant

Detail of mullion



* wahlweise Silikon-Abdichtung
 (DIN 4102-B1)

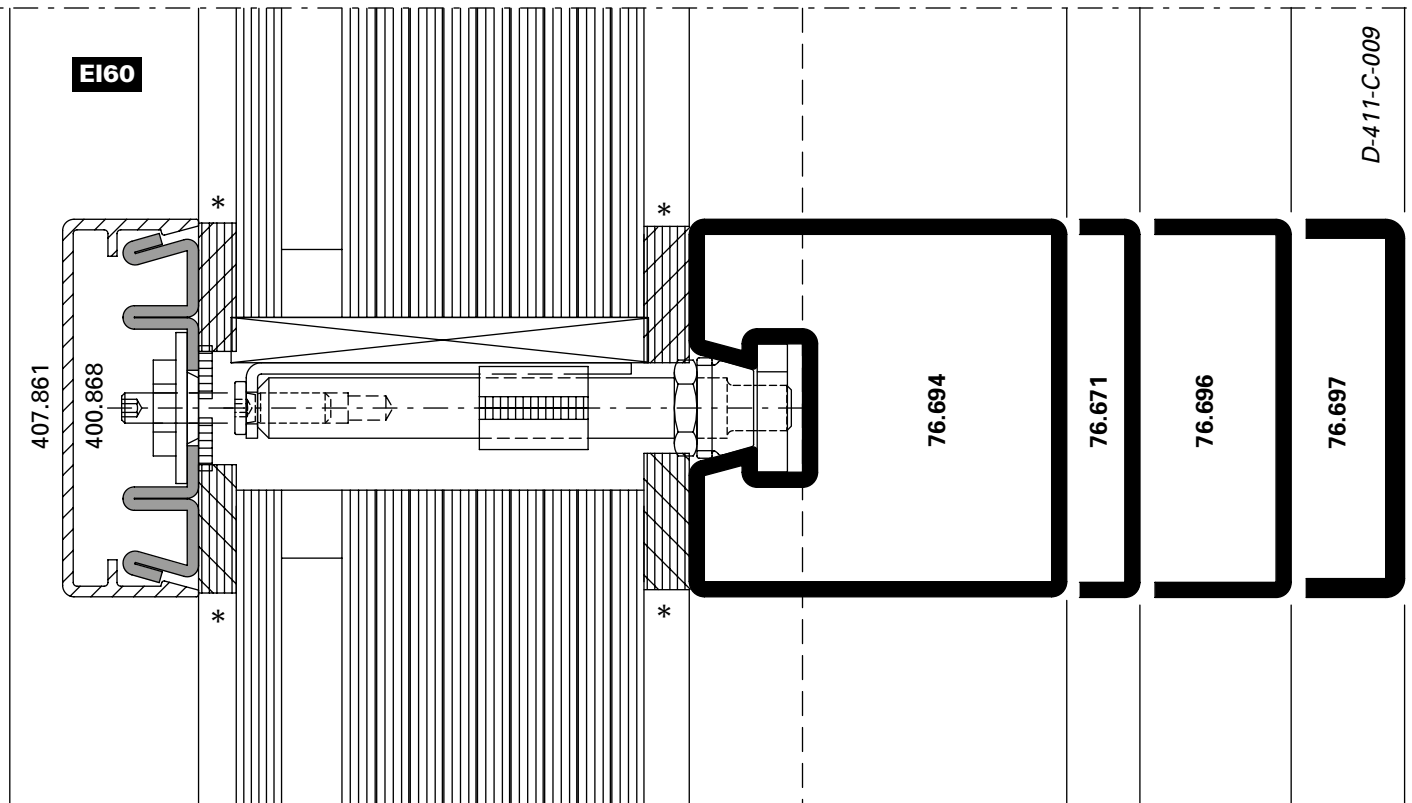
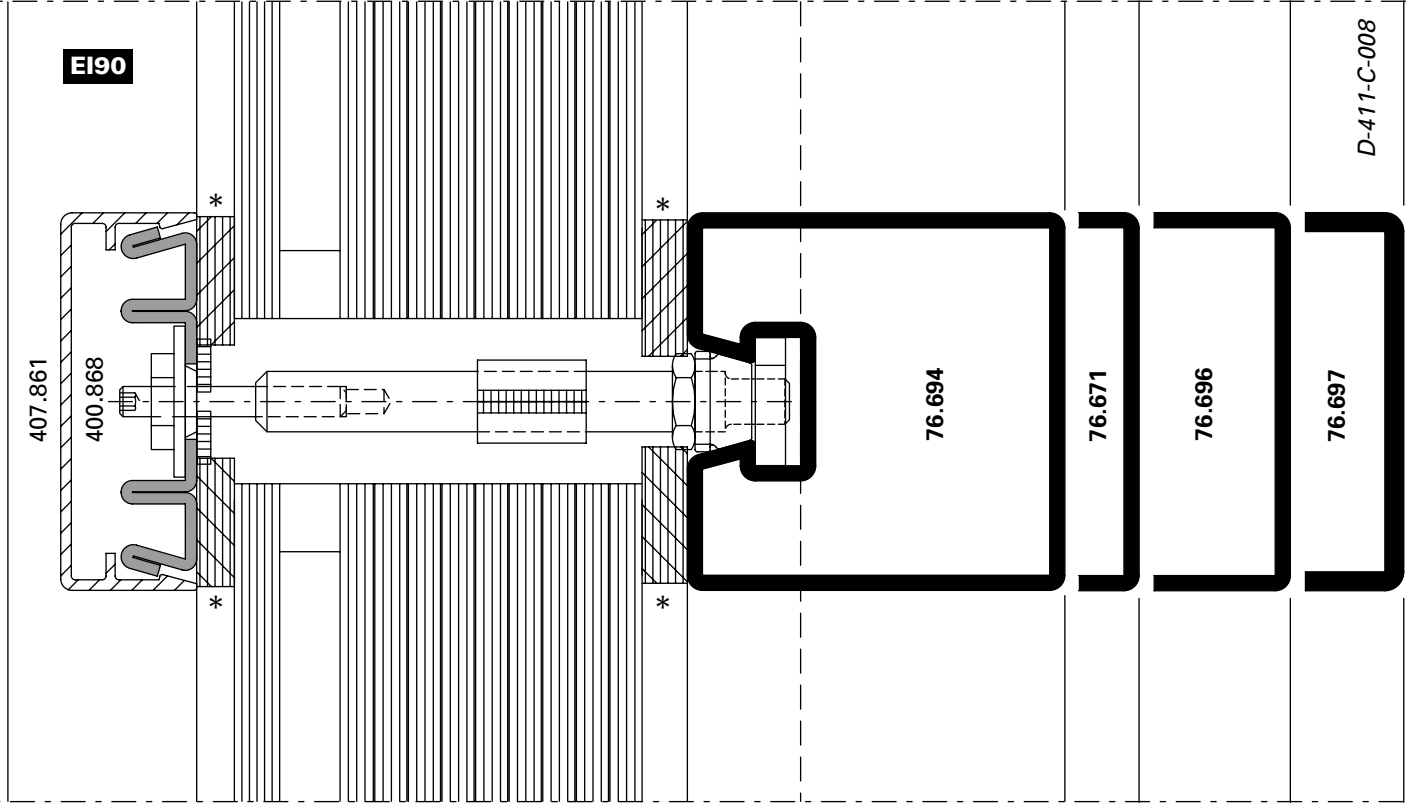
* Au choix étanchéité silicone
 (DIN 4102-B1)

* Optional silicone seal (DIN 4102-B1)

Riegel-Detail

Détail de la traverse

Detail of transom



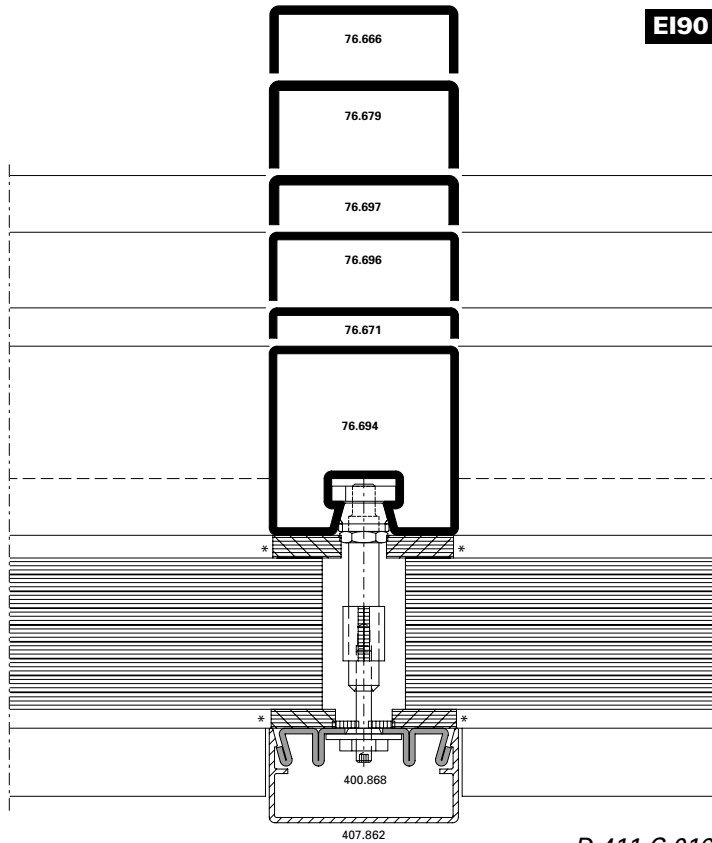
Schnittpunkte im Masstab 1:2
 Coupe de détails à l'échelle 1:2
 Section details on scale 1:2

VISS Fire DV
 VISS Fire DV
 VISS Fire DV

Pfosten-Detail

Détail du montant

Detail of mullion

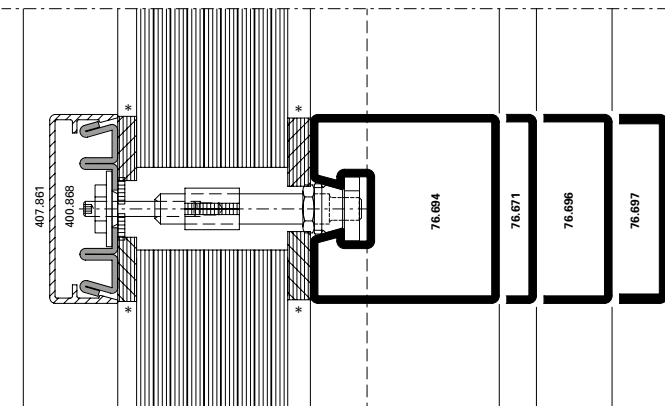


D-411-C-016

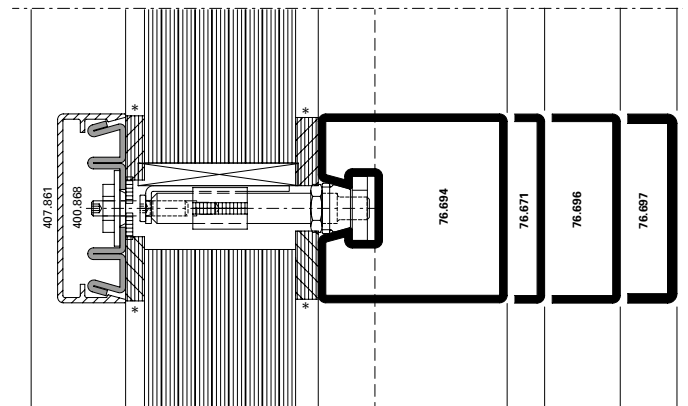
Riegel-Detail

Détail de la traverse

Detail of transom



D-411-C-017



D-411-C-018

EI90

EI90

* wahlweise Silikon-Abdichtung
 (DIN 4102-B1)

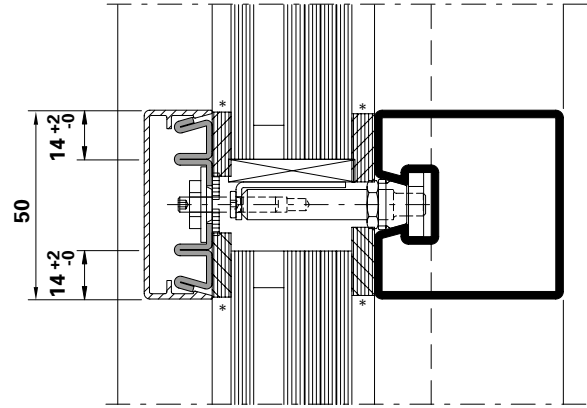
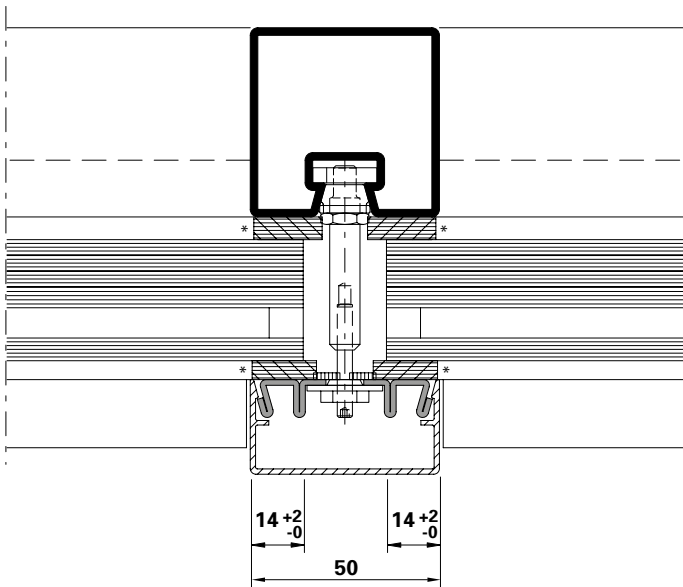
* Au choix étanchéité silicone
 (DIN 4102-B1)

* Optional silicone seal (DIN 4102-B1)

Glaseinstand

Prise en feuillure

Glass edge cover



Die landesspezifischen Brandschutz-Zulassungen bzw. deren Bestimmungen und Vorschriften sind zu beachten.

Les certificats de protection incendie spécifiques au pays, leurs dispositions et leurs prescriptions doivent être respectés.

Fire-protection approvals or applicable national regulations and determinations must be observed.

* wahlweise Silikon-Abdichtung (DIN 4102-B1)

* Au choix étanchéité silicone (DIN 4102-B1)

* Optional silicone seal (DIN 4102-B1)